

宁波欧乐机械有限公司
NINGBO OULE MACHINE CO., LTD.

宁波德克刀具有限公司
NINGBO DEREK TOOLS CO., LTD.

营销总部 SALES CENTER

地址: 浙江省宁波市庄市中官西路创E慧谷德克大楼
Add: DEREK Building, No. 777, Zhongguan Xi Rd, Ningbo, China 315201
电话/ Tel: 0574-26286999 26287770/71/73/76/78/88
传真/ Fax: 0574-26283999 56708338
邮箱/ E-mail: sales@derekmetal.com
网址/ Web: www.derekmetal.com

国际贸易 OVERSEAS

电话/ Tel: +86-574-26287772
邮箱/ E-mail: sales1@derekmetal.com
网址/ Web: www.derektools.com

江苏分部 JIANGSU BRANCH

电话/ Tel: 0512-57777308 57777309
传真/ Fax: 0512-82177166 57777309


广东分部 GUANGDONG BRANCH

电话/ Tel: 0769-81199996 85305802
传真/ Fax: 0769-81199995

我们保留技术更新、改善产品权利
We reserve the rights to update the products
specification without prior notice.

 DEREK 德克刀具

车刀/刀杆



 DEREK

2019 - 2020

MILLING
TURNING



ABOUT DEREK

德克简介



宁波欧乐机械有限公司及德克刀具有限公司为德克工业集团（瑞典）有限公司旗下在中国的制造加工企业及营销中心，并在中国宁波设有占地 25 亩的一期工厂加工区及占地 30 亩的二期工厂加工区。

公司自 1993 年成立至今，20 多年专注于研发，是国内极少数拥有完整数控刀具现代化生产线的制造企业，拥有 30 多项核心专利，多项国际认证，享誉海内外客户及业内同行！

Ningbo Oule Machine Co., Ltd., established in 1993, is the research and manufacturing center of Derek Tools and specialized in CNC milling cutters, turning tools, tool holders, and boring tools. Our mission is to provide high quality products and a-class service, including providing our customers with tools solution, helping them get smooth production.



德克刀具每款产品都承载着“制造一流产品、提供一流服务”企业宗旨，“为客户提供数控刀具整体解决方案、助其更好的服务市场以获得全球性的成功”是德克刀具的企业诉求。

通过不断技术革新，德克刀具客户遍布70多个国家和地区，建立了初步的全球营销网络！通过大量专业人才和先进的高科技生产检测设备，在先进管理理念和国际质量体系的引导下，通过公司全体员工的智慧和不断辛勤努力开发的德克刀具以其新颖的结构、精湛的工艺、优越的性能，德克刀具获得了客户的一致好评和广泛认同。

We work with the most experienced engineers in high precise tools area, and we have the testing equipments to make sure our tools are qualified. During the past years, we focused on the further development, working with high-tech research institutions all over the world. With our efforts, we won an award of patent of 0.002mm precision adjustmet for FBH micro boring tools. Meanwhile, we improved the whole factory management level. Today, Derek enjoys good reputation among the CNC tools field.



高新技术企业



MFXN Indexable End Mill
MFXN型 90° 端铣刀



C01

Type-MFXN Square Face Milling cutter
MFXN型 90° 面铣刀



C02

Type-MFWN Square Face Milling cutter
MFWN型 90° 面铣刀



C03

Type- HN45 45°Face Mill
HN45型 45° 面铣刀



C04

Type- SN45 45°Face Mill
SN45型 45° 面铣刀



C05

ASR Screw-on Cutter For High-feed Milling
ASR锁牙式大进给端铣刀头



C06

EMR Screw-on Milling Cutter
EMR锁牙式端铣刀头



C06

TRS Screw-on Milling Cutter
TRS锁牙式端铣刀头



C07

RCF Screw-on Ball-nose Cutter For Roughing
RCF锁牙式球形中粗刀头



C07

BF Screw-on Ball-nose Cutter For Finishing
BF锁牙式球形精铣刀头



C08

300R/400R Screw-on Milling Cutter
300R/400R锁牙式清角端铣刀头



C08

AJU Screw-on Cutter For Drilling Milling
AJU锁牙式过中心钻铣刀头



C09

R390 Screw-on Milling Cutter
R390锁牙式端铣刀头



C09

DS Solid Carbide Holder
DS抗振铣刀头接杆



C10

AJX High Feed Indexable Milling Tool
AJX大进给立铣刀



C12

EXP High Feed Indexable Milling Tool
EXP大进给立铣刀



C13

SKS High Feed Indexable Milling Tool
SKS大进给立铣刀



C14

ASR High-feed Milling Cutter
ASR大进给立铣刀



C15

AHU Shoulder Milling Cutter
AHU直角台肩铣刀



C16-C17

JRC Indexable End Mill
JRC舍弃式端铣刀



C18

EMR Indexable End Mill
EMR舍弃式端铣刀



C19-C20

EMRT Indexable End Mill
EMRT舍弃式端铣刀



C21

TRS Indexable Milling Cutter
TRS舍弃式端铣刀



C22-C23

RCF Ball-nose Indexable Cutter For Roughing
RCF球形中粗刀



C24

RCFL Ball-nose Indexable Cutter For Roughing
RCFL球形中粗刀



C25

BF Ball-nose Milling Cutter For Finishing
BF球头精加工立铣刀



C26

300R/400R High Speed Indexable End Mill
300R/400R清角高速端铣刀



C27-C28

AJU Cutter For Centering And Drilling
AJU过中心钻铣刀



C29

TCP Power Milling Cutter
TCP强力立铣刀



C30

R390 Indexable End Mill
R390舍弃式端铣刀



C31

ATS T-Slot Milling Cutter
ATS-T型槽端铣刀



C32

ASL Cutter For Drilling And Milling
ASL钻铣共用型铣刀(短刃型)



C32

ASJ Cutter For Drilling And Milling
ASJ钻铣共用型铣刀(短刃型)



C33

SKM High-speed Milling Cutter
SKM高速面铣刀



C33

TP Shoulder Milling Cutter
TP舍弃式直角铣刀



C34

APE Shell Mill For Roughing
APE粗切削端铣刀



C35

SPE Shell Mill For Roughing
SPE粗切削端铣刀



C35

CH Indexable Cutter For Pocketing
CH螺丝沉头孔铣刀



C36

TP30,45,60 Chamfering Cutter
TP30度,45度,60度直柄型倒角刀



C36

EM45° Internal And External Chamfering Cutter
EM45度内外倒角刀



C37

SSK45° Chamfering Cutter
SSK45度舍弃式倒角刀



C37

SSP45° Cutter For Centering And Chamfering
SSP45度定位倒角刀



C38

SB Chamfering Cutter
SB新型倒角刀



C38

AJX High-feed Face Mill
AJX大进给面铣刀头



C39

TXP High-feed Face Mill
TXP大进给面铣刀头



C40

SKS High-feed Face Mill
SKS大进给面铣刀头



C41

JRC Face Milling Cutter
JRC圆刀刃平面铣刀头



C42

EMRW Face Milling Cutter
EMRW圆刀刃平面铣刀头



C43

TRS Face Milling Cutter
TRS圆刀刃平面铣刀头



C44

PE75° Face Milling Cutter
PE75度平面铣刀头



C45

400R Square Face Mill
400R清角平面铣刀头



C45

TP90° Square Face Mill
TP90度直角面铣刀头



C46

TP90° Square Face Mill
TP90度直角面铣刀头



C46

FP45° Face Mill Head
FP45度平面铣刀头



C47

FP75° Face Mill Head
FP75度平面铣刀头



C47

SE45° High-speed Face Mill
SE45度高速平面铣刀头



C48

AMC Shell Mill For Roughing
AMC壳式粗切削端铣刀



C49

PMC Shell Cutter For Roughing
PMC壳式粗切削端铣刀



C49

TDC Slot Milling Cutter
TDC型槽端铣刀



C50

TDCW Slot Milling Cutter
TDCW槽铣刀



C51

GDC Indexable Side Cutter For Slotting
GDC舍弃式侧铣刀



C52

SDC Indexable Side Cutter For Slotting
SDC舍弃式侧铣刀



C53

CDC Indexable Side Cutter For Slotting
CDC舍弃式侧铣刀



C54

WDC Indexable Side Cutter For Slotting
WDC舍弃式侧铣刀



C55






MFXN

Type-MFXN Square Face Milling cutter
MFXN型 90° 面铣刀


Kr=90°
标准规格直径50-160mm
刀片材质选项丰富P/M/K/S/H

Kr=90°
Standard diameter: 50-160mm
More options for inserts P/M/K/S/H



加工案例:
机床: 立加
被加工材料: 45号钢
被加工材料硬度: HRC30
刀盘规格: MFXN90-100-32-8T-R
铣刀片: XNMX080608-GM SP5330
切削速度Vc: 180m/min (580r/min)
进给速度fz: 0.2mm/t(Vf=930mm/min)
切深ap: 2mm
切宽ae: 80mm
冷却方式: 水冷

Machining Case:
Vertical machine
Processed Material: 45# steel
Material Hardness: HRC30
Specification of Mill:
MFXN90-100-32-8T-R
Insert: XNMX080608-GM SP5330
Cutting rate: 180m/min (580r/min)
Feed: 0.2mm/t(Vf=930mm/min)
Cutting depth: 2mm
Cutting width: 80mm
Coolant: Water



MFXN

Type-MFXN Square Face Milling cutter
MFXN型方肩面铣刀盘

- 大前倾角与动态斜面设计实现低阻力、低振感，有效提高被加工表面粗糙度。
- 厚规格设计使得抗崩刃性更卓越，最大切深7.5mm。
- 无方向刀片可应对多种类加工，包括平面、台阶、切槽、垂直加工。
- 双面6刀尖比传统正角刀片更提供经济实惠。

- The structure has a large anterior horn and dynamic slant design, easily for cutting and low vibration. Effectively improved surface roughness of the workpiece.
- Thick insert is remarkable for anti-broken. which can be ensured for the maximum cutting depth as 7.5mm.
- The non-directional insert can deal with many kinds of processing, including plane, step, grooving, verticality machining.
- Double faces and 6 teeth, more economical and practical than the traditional tools.

MFWN

Type-MFWN Square Face Milling cutter
MFWN型 90° 面铣刀

Kr=90°
标准规格直径63-250mm
刀片材质选项丰富PMKIS

Kr=90°
Standard diameter: 63-250mm
More options for inserts PMKIS



MFWN

Type-MFWN Square Face Milling cutter
MFWN型方肩面铣刀盘

- 大前倾角与动态斜面设计实现低阻力、低振感，有效提高被加工表面粗糙度。
- 厚规格设计使得抗崩刃性更卓越，刀锋尖端厚度8.5mm，最薄部位也确保5mm厚度，最大切深8mm。
- 无方向刀片可应对多种类加工，包括平面、台阶、切槽、垂直加工。
- 双面6刀尖比传统正角刀片更提供经济实惠。

- The structure has a large anterior horn and dynamic slant design, easily for cutting and low vibration. Effectively improved surface roughness of the workpiece.
- Thick insert is remarkable for anti-broken. Thickness of insert edge is 8.5mm, and thinnest part is 5mm, which can be ensured for the maximum cutting depth as 8mm.
- The non-directional insert can deal with many kinds of processing, including plane, step, grooving, verticality machining.
- Double faces and 6 teeth, more economical and practical than the traditional tools.

Machining Case:
Vertical machine
Processed Material: 45# steel
Material Hardness: HB180
Specification of Mill:
MFWN90-160-40-10T-R
Insert: WNGU080608N-GM EP5125
Cutting rate: 140m/min (280r/min)
Feed: 0.15mm/t(Vf=420mm/min)
Cutting depth: 2.5mm
Cutting width: 130mm
Coolant: Air

HN45

Type- HN45 45°Face Mill
HN45型 45° 面铣刀

Kr=45°
12刀尖=经济性与切深的绝佳融合
标准规格直径50-315mm
刀片材质选项丰富PMKIS

Kr=45°
12-edge insert, superb combination of economy and cutting depth Standard diameter: 50-315mm
More options for inserts PMKIS



HN45

Type- HN45 45°Face Mill
HN45型45°面铣刀

- 动态斜面设计实现低阻力、低振感，有效提高粗加工进给速度、并保障良好的表面粗糙度。
- 厚规格设计使得抗崩刃性更卓越，刀锋尖端厚度7mm，最薄部位也确保5mm厚度，最大切深5mm。
- 双面12刀尖提供优秀经济性。

- The dynamic slant design is easy for cutting with low vibration and high speed. Effectively improved surface roughness of the workpiece.
- Thick insert is remarkable for anti-broken. Thickness of insert edge is 7 mm, and thinnest part is 5mm, which can be ensured for the maximum cutting depth as 5mm.
- Double faces and 12 teeth are more economical and practical.

加工案例:
机床: 立加
被加工材料: HT300
被加工材料硬度: HB200
刀盘规格: HN45-125-40-8T-R
铣刀片: HNGX0907ANSN-R EP5125
切削速度Vc: 240m/min (600r/min)
进给速度fz: 0.15mm/t(Vf=720mm/min)
切深ap: 1.5mm
切宽ae: 80mm
冷却方式: 水冷


Machining Case:
Vertical machine
Processed Material: HT300
Material Hardness: HB200
Specification of Mill:
HN45-125-40-8T-R
Insert: HNGX0907ANSN-R EP5125
Cutting rate: 240m/min (600r/min)
Feed: 0.15mm/t(Vf=720mm/min)
Cutting depth: 1.5mm
Cutting width: 80mm
Coolant: Water

SN45

Type- SN45 45°Face Mill
SN45型 45° 面铣刀

Kr=45°
标准规格直径50-200mm
刀片材质选项丰富PMKS

Kr=45°
Standard diameter: 50-200mm
More options for inserts PMKS



SN45

Type- SN45 45°Face Mill
SN45型45°面铣刀


- 动态斜面设计实现低阻力、低振感，有效提高粗加工进给速度、并保障良好的表面粗糙度。
- 厚规格设计使得抗崩刃性更卓越，刀锋尖端厚度6mm，最薄部位也确保4.5mm厚度，最大切深8mm。
- 双面8刀尖提供优秀经济性。

- The dynamic slant design is easy for cutting with low vibration and high speed. Effectively improved surface roughness of the workpiece.
- Thick insert is remarkable for anti-broken. Thickness of insert edge is 6 mm, and thinnest part is 4.5 mm, which can be ensured for the maximum cutting depth as 8mm.
- Double faces and 8 teeth are more economical and practical.

Machining Case:
Vertical machine
Processed Material: 45# steel
Material Hardness: HB180
Specification of Mill:
SN45-125-40-10T-R
Insert: SNMX1205ATN EP5225
Cutting rate: 200m/min (500r/min)
Feed: 0.2mm/t(Vf=1000mm/min)
Cutting depth: 2mm
Cutting width: 50mm
Coolant: Water

MFXN

MFXN Indexable End Mill
MFXN型 90° 端铣刀



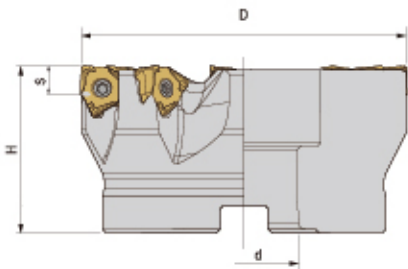

型号 Specification	刃数 Teeth	D	d	L ₁	L	S	刀片螺钉 Insert screw	旗形扳手 Wrench	重量 Weight
MFXN90- C20-21-150-2T	2	21	20	29	150	4	M025L080	Q08B	0.30
C25-26-170-4T	4	26	25	29	170	4	M025L080	Q08B	0.60
C32-33-200-5T	5	33	32	31	195	4	M025L080	Q08B	1.20
C20-21-150-3T	3	21	20	29	150	4	M025L080	Q08B	0.30
C25-26-170-5T	5	26	25	29	170	4	M025L080	Q08B	0.60
C32-33-200-6T	6	33	32	31	195	4	M025L080	Q08B	1.20

适用 Suitable: 德克刀片 DEREK Insert

图示 Fig	型号 Specification	A	S	d1	r	刀片材质 Composition	库存 Stock	适用被加工材料 P M K S H				
	XNMX040308-GM	6.7	3.285	3.15	0.8	SP5330 SP5430	▲	P钢	M 不锈钢	K铸铁	S 耐热合金	H 高硬度钢
▲ 常备库存 ▲ Excellent (Instock)							△ 生产计划中 △ Good (Instock)		○ 按订单生产 ○ On Request			

MFXN

Type-MFXN Square Face Milling cutter
MFXN型 90° 面铣刀



型号 Specification	刃数 Teeth	D	d	H	S	刀片螺钉 Insert screw	旗型扳手 Wrench	重量 Weight
MFXN90- 50-22-4T-R	4	50	22	40	7.5	M040C130	Q15B	0.30
50-22-5T-R	5	50	22	40	7.5	M040C130	Q15B	0.30
63-22-4T-R	4	63	22	40	7.5	M040C130	Q15B	0.40
63-27-6T-R	6	63	27	40	7.5	M040C130	Q15B	0.40
63-27-7T-R	7	63	27	40	7.5	M040C130	Q15B	0.40
80-27-5T-R	5	80	27	50	7.5	M040C130	Q15B	1.00
80-27-7T-R	7	80	27	50	7.5	M040C130	Q15B	1.00
80-27-9T-R	9	80	27	50	7.5	M040C130	Q15B	1.00
100-32-6T-R	6	100	32	50	7.5	M040C130	Q15B	1.50
100-32-8T-R	8	100	32	50	7.5	M040C130	Q15B	1.50
100-32-11T-R	11	100	32	50	7.5	M040C130	Q15B	1.50
125-40-7T-R	7	125	40	63	7.5	M040C130	Q15B	2.80
125-40-11T-R	11	125	40	63	7.5	M040C130	Q15B	2.80
125-40-14T-R	14	125	40	63	7.5	M040C130	Q15B	2.80
160-40-12T-R	12	160	40	63	7.5	M040C130	Q15B	4.80
160-40-16T-R	16	160	40	63	7.5	M040C130	Q15B	4.80

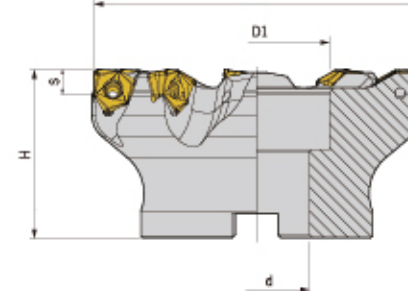
适用 Suitable:德克刀片 DEREK Insert

图示 Fig	型号 Specification	A	S	d1	r	刀片材质 Composition	库存 Stock	适用被加工材料 P M K S H				
	XNMX080608-GM	12.7	6.45	4.55	0.8	SP5330 SP5430	▲	P钢	M 不锈钢	K 铸铁	S 耐热 合金	H 高硬 度钢

注: ▲ 常备库存 △ 生产计划中 ○ 按订单生产
Notice: ▲ Excellent (Instock) △ Good (Instock) ○ On Request

MFWN

Type-MFWN Square Face Milling cutter
MFWN型 90° 面铣刀



型号 Specification	刃数 Teeth	D	D1	d	H	S	刀片螺钉 Insert screw	旗形扳手 Wrench	重量 Weight
MFWN90- 63-22-4T-R	4	63	50	22	40	8	M050J120	Q20B	0.35
80-27-5T-R	5	80	60	27	50	8	M050J120	Q20B	0.88
100-32-7T-R	7	100	70	32	50	8	M050J120	Q20B	1.18
125-40-8T-R	8	125	87	40	63	8	M050J120	Q20B	2.54
160-40-10T-R	10	160	100	40	63	8	M050J120	Q20B	3.74
200-60-12T-R	12	200	142	60	63	8	M050J120	Q20B	6.50
250-60-14T-R	14	250	142	60	63	8	M050J120	Q20B	9.00

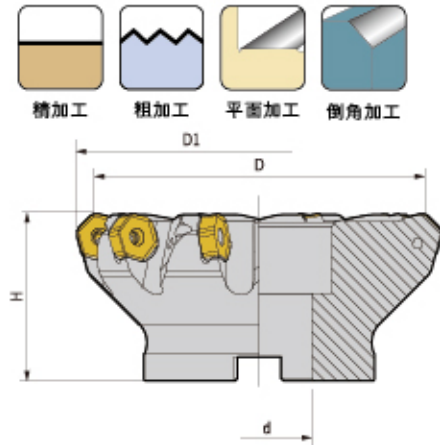
适用 Suitable:德克刀片 DEREK Insert

图示 Fig	型号 Specification	A	S	d1	r	刀片材质 Composition	库存 Stock	适用被加工材料 P M K S		
	WNGU080608N-GM	12.7	6.65	6.2	0.8	EP5125 EP5225	▲	P钢	M 不锈钢	K 铸铁
							▲	P钢	M 不锈钢	S 耐热 合金

注: ▲ 常备库存 △ 生产计划中 ○ 按订单生产
Notice: ▲ Excellent (Instock) △ Good (Instock) ○ On Request

HN45

Type- HN45 45°Face Mill
HN45型 45° 面铣刀



型号 Specification	刃数 Teeth	D	d	H	D1	刀片螺钉 Insert screw	旗形扳手 Wrench	重量 Weight
HN45- 50-22-4T-R	4	50	22	40	61.7	M045J120	Q20B	0.35
63-22-6T-R	6	63	22	40	74.7	M045J120	Q20B	0.40
80-27-6T-R	6	80	27	50	91.7	M045J120	Q20B	1.06
80-27-8T-R	8	80	27	50	91.7	M045J120	Q20B	1.06
100-32-6T-R	6	100	32	50	111.7	M045J120	Q20B	1.74
100-32-8T-R	8	100	32	50	111.7	M045J120	Q20B	1.74
125-40-6T-R	6	125	40	63	136.7	M045J120	Q20B	3.24
125-40-8T-R	8	125	40	63	136.7	M045J120	Q20B	3.24
160-40-8T-R	8	160	40	63	171.7	M045J120	Q20B	5.70
160-40-10T-R	10	160	40	63	171.7	M045J120	Q20B	5.70
200-60-12T-R	12	200	60	63	211.7	M045J120	Q20B	9.00
250-60-14T-R	14	250	60	63	261.7	M045J120	Q20B	12.8
315-60-16T-R	16	315	60	80	326.7	M045J120	Q20B	32.2

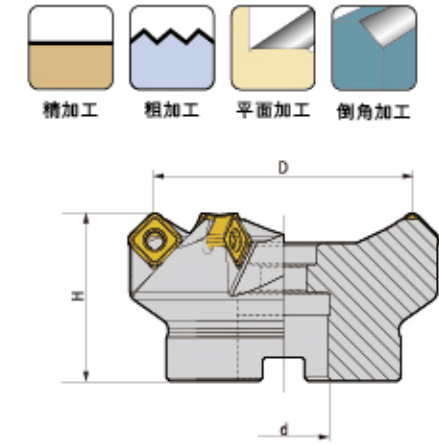
适用 Suitable: 德克刀片 DEREK Insert

图示 Fig	型号 Specification	A	S	d1	刀片材质 Composition	库存 Stock	适用被加工材料 P M K S
	HNGX0907ANSN-R	16.5	6.35	4.9	EP5125 EP5225	▲ ▲	P钢 M不锈钢 K铸铁 P钢 M不锈钢 S耐热合金

注: ▲ 常备库存 △ 生产中 ○ 按订单生产
Notice: ▲ Excellent (Instock) △ Good (Instock) ○ On Request

SN45

Type- SN45 45°Face Mill
SN45型 45° 面铣刀



型号 Specification	刃数 Teeth	D	d	H	刀片螺钉 Insert screw	旗形扳手 Wrench	重量 Weight
SN45- 50-22-4T-R	4	50	22	40	M040C150	Q15B	0.30
63-22-5T-R	5	63	22	40	M040C150	Q15B	0.50
80-27-6T-R	6	80	27	50	M040C150	Q15B	1.20
100-32-8T-R	8	100	32	50	M040C150	Q15B	1.80
125-40-10T-R	10	125	40	63	M040C150	Q15B	3.00
160-40-12T-R	12	160	40	63	M040C150	Q15B	4.60
200-60-18T-R	18	200	60	63	M040C150	Q15B	6.50

适用 Suitable: 德克刀片 DEREK Insert

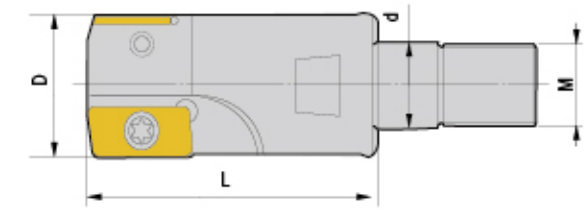
图示 Fig	型号 Specification	A	B	S	d1	刀片材质 Composition	库存 Stock	适用被加工材料 P M K S
	SNMX1206ATN	12.7	1.5	6.4	6	EP5125 EP5225	▲ ▲	P钢 M不锈钢 K铸铁 P钢 M不锈钢 S耐热合金

注: ▲ 常备库存 △ 生产中 ○ 按订单生产
Notice: ▲ Excellent (Instock) △ Good (Instock) ○ On Request



ASR/EMR

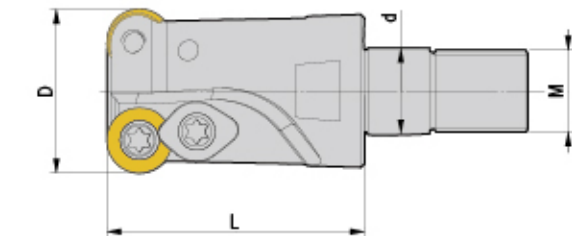
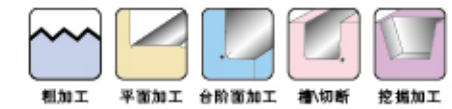
ASR Screw-on Cutter for High-feed Milling
ASR 锁牙式大进给端铣刀头



型号 Specification	刃数 Teeth	D	d	L	M	刀片型号 Insert	刀片螺钉 Insert screw	旗形扳手 Wrench	重量 Weight
ASR- 16-M8-2T	2	16	M8	25	M8	EPNW0603TN-8	M025W060	Q08	0.05
17-M8-2T	2	17	M8	25	M8	EPNW0603TN-8	M025W060	Q08	0.05
20-M10-2T	2	20	M10	30	M10	EPNW0603TN-8	M025W060	Q08	0.09
21-M10-2T	2	21	M10	30	M10	EPNW0603TN-8	M025W060	Q08	0.09
25-M12-3T	3	25	M12	35	M12	EPNW0603TN-8	M025W060	Q08	0.14
26-M12-3T	3	26	M12	35	M12	EPNW0603TN-8	M025W060	Q08	0.14

适用 Suitable: 德克刀片、日立刀片 DEREK Or HITACHI Insert

EMR Screw-on Milling Cutter EMR 锁牙式端铣刀头

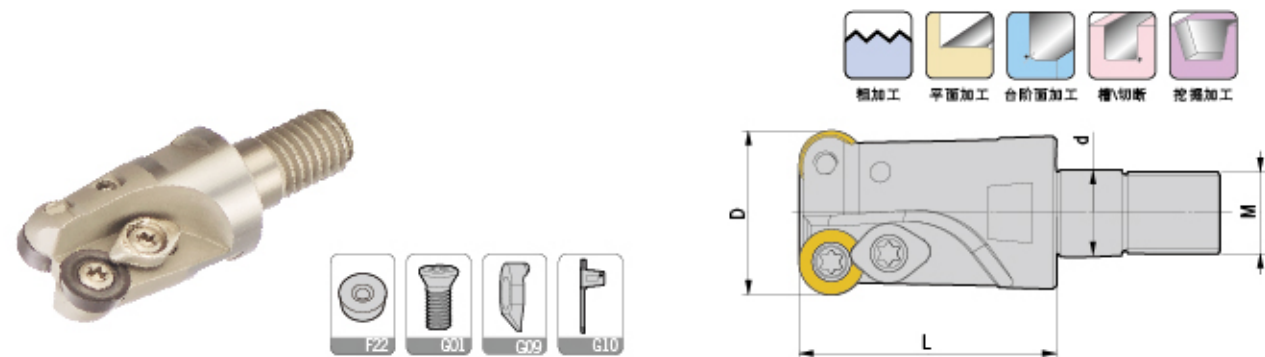


型号 Specification	刃数 Teeth	D	d	L	M	刀片型号 Insert	刀片螺钉 Insert screw	压板 Clamp	压板螺钉 Screw	旗形扳手 Wrench	重量 Weight
EMR- 4R16-M8-2T	2	16	8.5	25	M8	RPMW0802	M030Y070-1	YS-34	M030Y070-1	Q08	0.05
4R17-M8-2T	2	17	8.5	25	M8	RPMW0802	M030Y070-1	YS-34	M030Y070-1	Q08	0.05
4R20-M10-2T	2	20	10.5	30	M10	RPMW0802	M030Y070-1	YS-34	M030Y070-1	Q08	0.09
4R21-M10-2T	2	21	10.5	30	M10	RPMW0802	M030Y070-1	YS-34	M030Y070-1	Q08	0.09
5R25-M12-2T	2	25	12.5	35	M12	RPMW1003	M040S080-1	YS-43	M040S100-1	Q15	0.14
5R26-M12-2T	2	26	12.5	35	M12	RPMW1003	M040S080-1	YS-43	M040S100-1	Q15	0.14
5R30-M12-2T	2	30	12.5	35	M12	RPMW1003	M040S100-1	YS-43	M040S120	Q15	0.14
5R35-M16-3T	3	35	17	43	M16	RPMW1003	M040S100-1	YS-43	M040S120	Q15	0.25

适用 Suitable: 德克刀片、三菱刀片 DEREK Or MITSUBISHI Insert

TRS/RCF

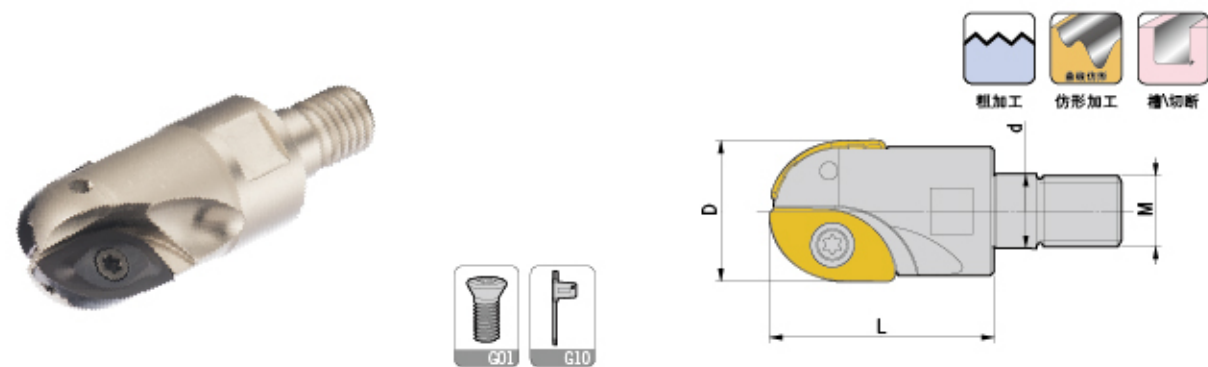
TRS Screw-on Milling Cutter
TRS 锁牙式端铣刀头



型号 Specification	刃数 Teeth	D	d	L	M	刀片型号 Insert	刀片螺钉 Insert screw	压板 Clamp	压板螺钉 Screw	旗形扳手 Wrench	重量 Weight
TRS- 4R16-M8-2T	2	16	8.5	25	M8	RDMT0802	M030Y070-1	YS-34	M030Y070-1	Q08	0.05
4R17-M8-2T	2	17	8.5	25	M8	RDMT0802	M030Y070-1	YS-34	M030Y070-1	Q08	0.05
4R20-M10-2T	2	20	10.5	30	M10	RDMT0802	M030Y070-1	YS-34	M030Y070-1	Q08	0.09
4R21-M10-2T	2	21	10.5	30	M10	RDMT0802	M030Y070-1	YS-34	M030Y070-1	Q08	0.09
5R25-M12-2T	2	25	12.5	35	M12	RDMT10T3	M040R080-2	YS-43	M040S100-1	Q15	0.14
5R26-M12-2T	2	26	12.5	35	M12	RDMT10T3	M040R080-2	YS-43	M040S100-1	Q15	0.14
5R30-M12-2T	2	30	12.5	35	M12	RDMT10T3	M040R080-2	YS-43	M040S100-1	Q15	0.14
5R35-M16-3T	3	35	17	43	M16	RDMT10T3	M040R090	YS-43	M040S100-1	Q15	0.25

适用 Suitable: 德克刀片、三菱刀片 DEREK Or MITSUBISHI Insert

RCF Screw-on Ball-nose Cutter For Roughing RCF 锁牙式球形中粗刀头



型号 Specification	刃数 Teeth	D	d	L	M	刀片型号 Insert	刀片螺钉 Insert screw	旗形扳手 Wrench	重量 Weight
RCF- 20-10R-M10-2T	2	20	10.5	40	M10	ZCEW100CE ZCEW100SE	M030D075 M030D095	Q08B	0.09
25-12.5R-M12-2T	2	25	12.5	40	M12	ZCEW125CE ZCEW125SE	M040D080-3 M040D110-3	Q15B	0.14

适用 Suitable: 德克刀片、日立刀片 DEREK Or HITACHI Insert

BF/300R/400R

BF Screw-on Ball-nose Cutter For Finishing
BF 锁牙式球形精铣刀头



型号 Specification	刃数 Teeth	D	d	L	M	刀片型号 Insert	刀片螺钉 Insert screw	旗形扳手 Wrench	重量 Weight
BF- 6R-M6-1T	1	12	6.5	22	M6	P3200-D12	M050W090-6R	Q20	0.03
8R-M8-1T	1	16	8.5	28	M8	P3202-D16	M050W130-8R	Q20	0.05
10R-M10-1T	1	20	10.5	30	M10	P3201-D20	M050W170-10R	Q20	0.09
12.5R-M12-1T	1	25	12.5	40	M12	P3202-D25	M060W210-12.5R	T30M	0.14

适用 Suitable: 德克刀片、瓦尔特刀片 DEREK Or WALTER Insert

300R/400R Screw-on Milling Cutter 300R/400R 锁牙式清角端铣刀头

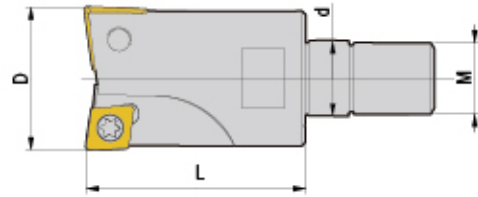


型号 Specification	刃数 Teeth	D	d	L	M	刀片型号 Insert	刀片螺钉 Insert screw	旗形扳手 Wrench	重量 Weight
300R- 16-M8-2T	2	16	8.5	25	M8	APMT1135	M025W060	Q08	0.05
17-M8-2T	2	17	8.5	25	M8	APMT1135	M025W060	Q08	0.05
20-M10-2T	2	20	10.5	30	M10	APMT1135	M025W060	Q08	0.09
21-M10-2T	2	21	10.5	30	M10	APMT1135	M025W060	Q08	0.09
25-M12-3T	3	25	12.5	35	M12	APMT1135	M025W060	Q08	0.14
26-M12-3T	3	26	12.5	35	M12	APMT1135	M025W060	Q08	0.14
400R- 25-M12-2T	2	25	12.5	35	M12	APMT1604	M040S080-1	Q15	0.14
26-M12-2T	2	26	12.5	35	M12	APMT1604	M040S080-1	Q15	0.14
30-M12-2T	2	30	12.5	35	M12	APMT1604	M040S100-1	Q15	0.16
35-M16-3T	3	35	17	43	M16	APMT1604	M040S100-1	Q15	0.24

适用 Suitable: 德克刀片、三菱刀片 DEREK Or MITSUBISHI Insert

AJU/R390

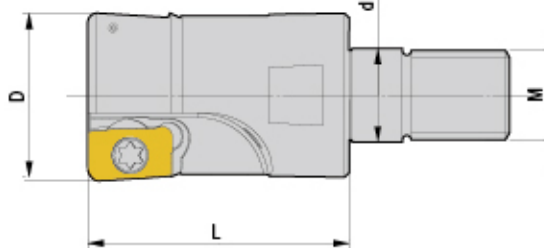
AJU Screw-on Cutter For Drilling Milling
AJU 锁牙式过中心钻铣刀头



型号 Specification	刃数 Teeth	D	d	L	M	刀片型号 Insert	刀片螺钉 Insert screw	旗形扳手 Wrench	重量 Weight
AJU- 16-M8-2T	2	16	8.5	28	M8	CCMT060204 CPMT080204Z	M025W060	Q08B	0.05
20-M10-2T	2	20	10.5	32	M10	CCMT060204 CPMT090204Z	M025W060 M035R080-1	Q08B Q15B	0.09
25-M12-2T	2	25	12.5	38	M12	CPMT090308 CPMT120308Z	M040R080-2	Q15B	0.14
32-M16-2T	2	32	17	42	M16	CPMT120408 CPMT160408Z	M050Y110-4	Q20B	0.23

适用 Suitable: 德克刀片、日立刀片 DEREK Or HITACHI Insert

R390 Screw-on Milling Cutter R390 锁牙式端铣刀头




型号 Specification	刃数 Teeth	D	d	L	M	刀片型号 Insert	刀片螺钉 Insert screw	旗形扳手 Wrench	重量 Weight
R390- 16-M8-2T	2	16	8.5	28	M8	R390-11T308	M025W050	Q08	0.05
17-M8-2T	2	17	8.5	28	M8	R390-11T308	M025W050	Q08	0.05
20-M10-2T	2	20	10.5	30	M10	R390-11T308	M025W050	Q08	0.09
21-M10-2T	2	21	10.5	30	M10	R390-11T308	M025W050	Q08	0.09
25-M12-3T	3	25	12.5	35	M12	R390-11T308	M025W050	Q08	0.14
26-M12-3T	3	26	12.5	35	M12	R390-11T308	M025W050	Q08	0.14

适用 Suitable: 德克刀片、山特维克刀片 DEREK Or SANDVIK Insert

DS

DS Solid Carbide Holder
DS 抗振铣刀头接杆



型号 Specification	d	L	M	d1	重量 Weight
DS- C12-M6-100	12	100	M6	6.5	0.14
C12-M6-150	12	150	M6	6.5	0.21
C12-M6-200	12	200	M6	6.5	0.29
C15-M8-100	15	100	M8	8.5	0.23
C15-M8-150	15	150	M8	8.5	0.35
C15-M8-200	15	200	M8	8.5	0.46
C15.6-M8-150	15.6	150	M8	8.5	0.38
C15.6-M8-200	15.6	200	M8	8.5	0.51
C15.6-M8-250	15.6	250	M8	8.5	0.60
C16-M8-100	16	100	M8	8.5	0.26
C16-M8-150	16	150	M8	8.5	0.39
C16-M8-200	16	200	M8	8.5	0.51
C16-M8-250	16	250	M8	8.5	0.65
C16-M8-300	16	300	M8	8.5	0.79
C19-M10-150	19	150	M10	10.5	0.54
C19-M10-200	19	200	M10	10.5	0.72
C19-M10-250	19	250	M10	10.5	0.91
C20-M10-100	20	100	M10	10.5	0.42
C20-M10-150	20	150	M10	10.5	0.60
C20-M10-200	20	200	M10	10.5	0.82
C20-M10-250	20	250	M10	10.5	1.00
C20-M10-300	20	300	M10	10.5	1.22
C24-M12-150	24	150	M12	12.5	0.81
C24-M12-200	24	200	M12	12.5	1.08
C24-M12-250	24	250	M12	12.5	1.35
C24-M12-300	24	300	M12	12.5	1.62
C25-M12-150	25	150	M12	12.5	0.94
C25-M12-200	25	200	M12	12.5	1.25
C25-M12-250	25	250	M12	12.5	1.55
C25-M12-300	25	300	M12	12.5	1.83
C32-M16-150	32	150	M16	17	1.43
C32-M16-200	32	200	M16	17	1.90
C32-M16-250	32	250	M16	17	2.38
C32-M16-300	32	300	M16	17	2.81
C32-M16-350	32	350	M16	17	3.28
C32-M16-400	32	400	M16	17	3.75

转下页
See next page

加工条件/Cutting Condition

■使用工具: 钢制刀杆R390-C20-20-160
超硬硬杆DS20-19-150-M10+R390-DS20-20-2T

■被加工材质: 55#
■硬质: 201HB

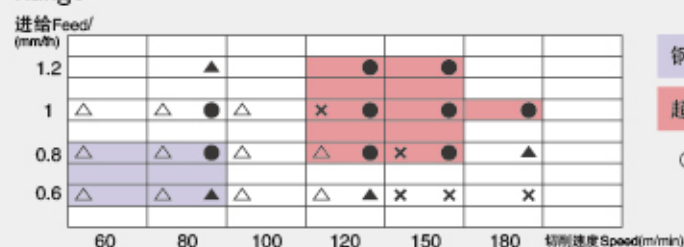
■Cutter: R390-C20-20-160 A
DS20-19-150-M10+R390-DS20-20-2T B

■Work piece: 55#
■Hardness: 201HB

	低速条件	高速条件
切削速度	Vc=80m/min	Vc=150m/min
主轴转速	N=1,270min ⁻¹	N=2,390min ⁻¹
进给速度	F=2,000mm/min	F=4,800mm/min
每转进给	f=1.6mm/rev	f=2.0mm/rev

切深: Ap=0.3mm
切宽: Ae=12mm
冷却方式: 切削液
使用机床: 立式加工中心
悬长: L=190mm
顺铣

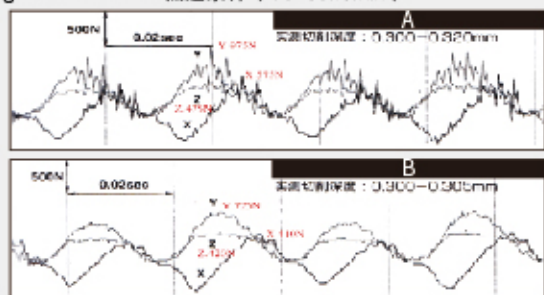
加工范围 Range



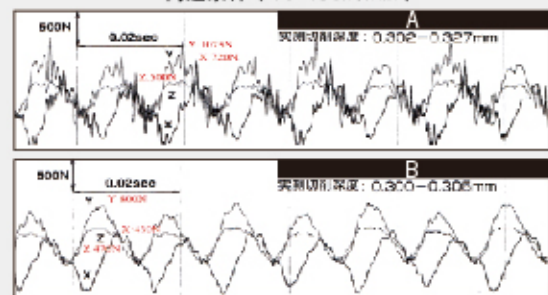
钢制刀杆: R390-C20-20-160(○△×)
超硬硬杆: DS20-19-150-M10+R390-DS20-20-2T (●▲×)

加工效率提高3倍!

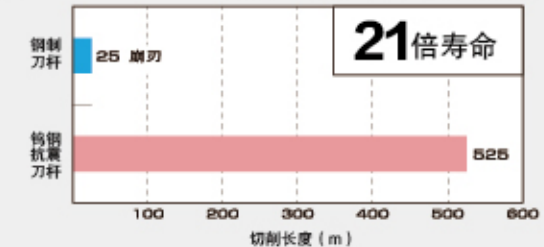
切削阻力 Cutting Resistance Force 低速条件 (Vc=80m/min)




高速条件 (Vc=150m/min)



寿命判定 Tool Life



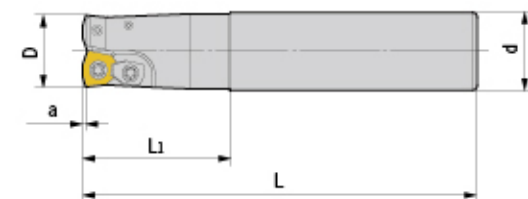
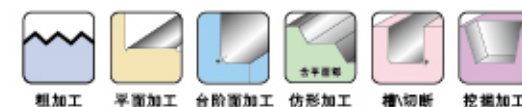
刀片损伤状况



实验结果

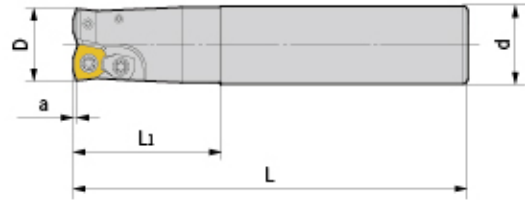
刀具寿命大幅提高 低速切削高速切削均无震动

Result: Compared to standard milling cutter, screwed-on milling cutter with solid carbide holder enjoys a much longer tool life and lighter vibration.



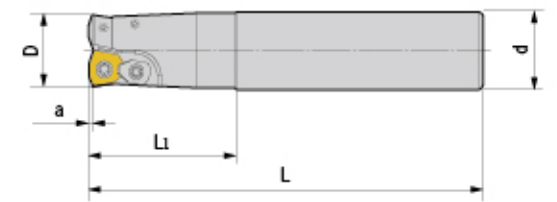
型号 Specification	刃数 Teeth	D	d	a	L1	L	刀片 Insert	刀片螺钉 Insert screw	压板 Clamp	压板螺钉 Clamp Screw	旗形扳手 Wrench	重量 Weight
AJX- C20-20-130-2T	2	20	20	1.5	50	130	JOMT080320	M030Y070-2	-	-	Q10R	0.29
C20-20-180-2T	2	20	20	1.5	100	180	JOMT080320	M030Y070-2	-	-	Q10R	0.40
C20-20-250-2T	2	20	20	1.5	130	250	JOMT080320	M030Y070-2	-	-	Q10R	0.60
C20-22-130-2T	2	22	20	1.5	30	130	JOMT080320	M030Y070-2	-	-	Q10R	0.30
C20-22-180-2T	2	22	20	1.5	30	180	JOMT080320	M030Y070-2	-	-	Q10R	0.40
C20-22-250-2T	2	22	20	1.5	30	250	JOMT080320	M030Y070-2	-	-	Q10R	0.60
C25-25-140-2T	2	25	25	2	60	140	JDMW09T320	M035T085	YD-13	M040S100-1	Q15B	0.47
C25-25-200-2T	2	25	25	2	120	200	JDMW09T320	M035T085	YD-13	M040S100-1	Q15B	0.69
C25-25-250-2T	2	25	25	2	130	250	JDMW09T320	M035T085	YD-13	M040S100-1	Q15B	0.91
C25-28-140-2T	2	28	25	2	40	140	JDMW09T320	M035T085	YD-13	M040S100-1	Q15B	0.49
C25-28-200-2T	2	28	25	2	40	200	JDMW09T320	M035T085	YD-13	M040S100-1	Q15B	0.72
C25-28-250-2T	2	28	25	2	40	250	JDMW09T320	M035T085	YD-13	M040S100-1	Q15B	0.95
C32-30-160-2T	2	30	32	2	70	160	JDMW120420	M040R100-2	YD-13	M040S120	Q15B	0.90
C32-30-200-2T	2	30	32	2	120	200	JDMW120420	M040R100-2	YD-13	M040S120	Q15B	1.13
C32-30-250-2T	2	30	32	2	130	300	JDMW120420	M040R100-2	YD-13	M040S120	Q15B	1.45
C32-32-160-2T	2	32	32	2	70	160	JDMW120420	M040R100-2	YD-13	M040S120	Q15B	0.90
C32-32-200-2T	2	32	32	2	120	200	JDMW120420	M040R100-2	YD-13	M040S120	Q15B	1.13
C32-32-250-2T	2	32	32	2	130	250	JDMW120420	M040R100-2	YD-13	M040S120	Q15B	1.45
C32-35-160-2T	2	35	32	2	70	160	JDMW120420	M040R100-2	YD-13	M040S120	Q15B	0.92
C32-35-200-2T	2	35	32	2	70	200	JDMW120420	M040R100-2	YD-13	M040S120	Q15B	1.17
C32-35-250-2T	2	35	32	2	70	250	JDMW120420	M040R100-2	YD-13	M040S120	Q15B	1.48
C32-40-200-3T	3	40	32	2	70	200	JDMW120420	M040R100-2	YD-13	M040S120	Q15B	1.20
C32-40-250-3T	3	40	32	2	70	250	JDMW120420	M040R100-2	YD-13	M040S120	Q15B	1.50
C32-40-300-3T	3	40	32	2	70	300	JDMW120420	M040R100-2	YD-13	M040S120	Q15B	1.80

适用 Suitable: 德克刀片、三菱刀片 DEREK Or MITSUBISHI Insert



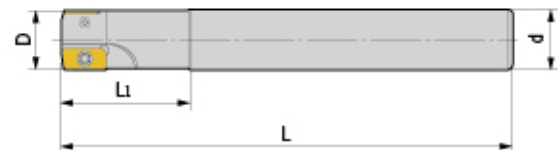
型号 Specification	刃数 Teeth	D	d	a	Li	L	刀片型号 Insert	刀片螺钉 Insert screw	压板 Clamp	压板螺钉 Clamp Screw	旗形扳手 Wrench	重量 Weight
EXP- C20-20-130-2T	2	20	20	1.5	50	130	WPMW05H315	M035R080-1	-	-	Q15B	0.29
C20-20-180-2T	2	20	20	1.5	100	180	WPMW05H315	M035R080-1	-	-	Q15B	0.40
C25-25-140-2T	2	25	25	1.5	60	140	WPMW06X415	M040S100-1	YD-13	M040S120	Q15B	0.48
C25-25-200-2T	2	25	25	1.5	120	200	WPMW06X415	M040S100-1	YD-13	M040S120	Q15B	0.70
C25-25-250-2T	2	25	25	1.5	130	250	WPMW06X415	M040S100-1	YD-13	M040S120	Q15B	0.82
C25-26-140-2T	2	26	25	1.5	60	140	WPMW06X415	M040S100-1	YD-13	M040S120	Q15B	0.48
C25-26-200-2T	2	26	25	1.5	60	200	WPMW06X415	M040S100-1	YD-13	M040S120	Q15B	0.70
C25-26-250-2T	2	26	25	1.5	60	250	WPMW06X415	M040S100-1	YD-13	M040S120	Q15B	0.82
C32-32-160-2T	2	32	32	1.5	70	160	WPMW06X415	M040S100-1	YD-13	M040S120	Q15B	0.87
C32-32-160-3T	3	32	32	1.5	70	160	WPMW06X415	M040S100-1	YD-13	M040S120	Q15B	0.87
C32-32-200-2T	2	32	32	1.5	120	200	WPMW06X415	M040S100-1	YD-13	M040S120	Q15B	1.17
C32-32-200-3T	3	32	32	1.5	120	200	WPMW06X415	M040S100-1	YD-13	M040S120	Q15B	1.17
C32-32-250-2T	2	32	32	1.5	130	250	WPMW06X415	M040S100-1	YD-13	M040S120	Q15B	1.47
C32-32-250-3T	3	32	32	1.5	130	250	WPMW06X415	M040S100-1	YD-13	M040S120	Q15B	1.47
C32-33-160-2T	2	33	32	1.5	70	160	WPMW06X415	M040S100-1	YD-13	M040S120	Q15B	0.94
C32-33-160-3T	3	33	32	1.5	70	160	WPMW06X415	M040S100-1	YD-13	M040S120	Q15B	0.94
C32-33-200-2T	2	33	32	1.5	70	200	WPMW06X415	M040S100-1	YD-13	M040S120	Q15B	1.19
C32-33-200-3T	3	33	32	1.5	70	200	WPMW06X415	M040S100-1	YD-13	M040S120	Q15B	1.19
C32-33-250-2T	2	33	32	1.5	70	250	WPMW06X415	M040S100-1	YD-13	M040S120	Q15B	1.49
C32-33-250-3T	3	33	32	1.5	70	250	WPMW06X415	M040S100-1	YD-13	M040S120	Q15B	1.49
C32-40-200-3T	3	40	32	1.5	50	200	WPMW06X415	M040S100-1	YD-13	M040S100-1	Q15B	1.24
C32-40-250-3T	3	40	32	1.5	50	250	WPMW06X415	M040S100-1	YD-13	M040S100-1	Q15B	1.55
C32-40-300-3T	3	40	32	1.5	50	300	WPMW06X415	M040S100-1	YD-13	M040S100-1	Q15B	1.86
C32-40-200-2T	2	40	32	1.5	50	200	WPMW080615	M050Y120-1	YD-16	M050Y110-2	Q20B	1.23
C32-40-250-2T	2	40	32	1.5	50	250	WPMW080615	M050Y120-1	YD-16	M050Y110-2	Q20B	1.56
C32-40-300-2T	2	40	32	1.5	50	300	WPMW080615	M050Y120-1	YD-16	M050Y110-2	Q20B	1.86

适用 Suitable: 德克刀片、东芝刀片 DEREK Or TUNGALOY Insert



型号 Specification	刃数 Teeth	D	d	a	Li	L	刀片型号 Insert	刀片螺钉 Insert screw	压板 Clamp	压板螺钉 Clamp Screw	旗形扳手 Wrench	重量 Weight
SKS- C20-20-130-2T	2	20	20	1.25	50	130	WDMW050316	M030Y070-2	-	-	Q10R	0.28
C20-20-180-2T	2	20	20	1.25	100	180	WDMW050316	M030Y070-2	-	-	Q10R	0.39
C20-21-130-2T	2	21	20	1.25	50	130	WDMW050316	M030Y070-2	-	-	Q10R	0.29
C20-21-180-2T	2	21	20	1.25	50	180	WDMW050316	M030Y070-2	-	-	Q10R	0.41
C25-25-140-2T	2	25	25	1.5	60	140	WDMW06T320	M040R080-2	YD-13	M040S100-1	Q15B	0.46
C25-25-200-2T	2	25	25	1.5	70	200	WDMW06T320	M040R080-2	YD-13	M040S100-1	Q15B	0.69
C25-26-140-2T	2	26	25	1.5	60	140	WDMW06T320	M040R080-2	YD-13	M040S100-1	Q15B	0.47
C25-26-200-2T	2	26	25	1.5	60	200	WDMW06T320	M040R080-2	YD-13	M040S100-1	Q15B	0.71
C32-30-160-2T	2	30	32	1.5	70	160	WDMW06T320	M040R080-2	YD-13	M040S100-1	Q15B	0.80
C32-30-200-2T	2	30	32	1.5	70	200	WDMW06T320	M040R080-2	YD-13	M040S100-1	Q15B	1.05
C32-32-160-3T	3	32	32	1.5	70	160	WDMW06T320	M040R080-2	YD-13	M040S100-1	Q15B	0.89
C32-32-200-3T	3	32	32	1.5	70	200	WDMW06T320	M040R080-2	YD-13	M040S100-1	Q15B	1.16
C32-33-160-3T	3	33	32	1.5	70	160	WDMW06T320	M040R080-2	YD-13	M040S100-1	Q15B	0.89
C32-33-200-3T	3	33	32	1.5	70	200	WDMW06T320	M040R080-2	YD-13	M040S100-1	Q15B	1.16
C32-32-160-2T	2	32	32	2	70	160	WDMW080520	M045Y110	YD-16	M045Y110	Q20B	0.89
C32-32-200-2T	2	32	32	2	120	200	WDMW080520	M045Y110	YD-16	M045Y110	Q20B	1.15
C32-33-160-2T	2	33	32	2	50	160	WDMW080520	M045Y110	YD-16	M045Y110	Q20B	0.84
C32-33-200-2T	2	33	32	2	50	200	WDMW080520	M045Y110	YD-16	M045Y110	Q20B	1.15
C32-40-200-3T	3	40	32	2	50	200	WDMW080520	M045Y110	YD-16	M045Y110	Q20B	1.24
C32-40-250-3T	3	40	32	2	50	250	WDMW080520	M045Y110	YD-16	M045Y110	Q20B	1.55
C42-40-200-3T	3	40	42	2	120	200	WDMW080520	M045Y110	YD-16	M045Y110	Q20B	1.80
C42-40-250-3T	3	40	42	2	130	250	WDMW080520	M045Y110	YD-16	M045Y110	Q20B	2.25

适用 Suitable: 德克刀片、黛杰刀片 DEREK Or DIJET Insert

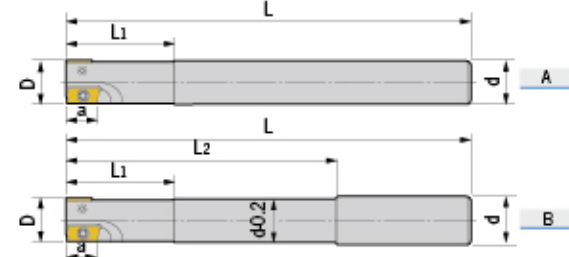


型号 Specification	刃数 Teeth	D	d	L1	L	刀片型号 Insert	刀片螺钉 Insert screw	旗形扳手 Wrench	重量 Weight
ASR- C16-16-120-2T	2	16	16	40	120	EPNW0603TN-8	M025W060	Q08B	0.17
C16-16-160-2T	2	16	16	50	160	EPNW0603TN-8	M025W060	Q08B	0.23
C16-17-120-2T	2	17	16	27	120	EPNW0603TN-8	M025W060	Q08B	0.17
C16-17-160-2T	2	17	16	27	160	EPNW0603TN-8	M025W060	Q08B	0.23
C20-20-120-2T	2	20	20	50	120	EPNW0603TN-8	M025W060	Q08B	0.27
C20-20-160-2T	2	20	20	50	160	EPNW0603TN-8	M025W060	Q08B	0.36
C20-21-160-2T	2	21	20	27	160	EPNW0603TN-8	M025W060	Q08B	0.37
C25-25-160-3T	3	25	25	60	160	EPNW0603TN-8	M025W060	Q08B	0.59
C25-25-200-3T	3	25	25	70	200	EPNW0603TN-8	M025W060	Q08B	0.72
C25-26-200-3T	3	26	25	50	200	EPNW0603TN-8	M025W060	Q08B	0.73
C32-32-160-4T	4	32	32	70	160	EPNW0603TN-8	M025W060	Q08B	0.88
C32-32-200-4T	4	32	32	115	200	EPNW0603TN-8	M025W060	Q08B	1.17
C32-33-160-4T	4	33	32	60	160	EPNW0603TN-8	M025W060	Q08B	0.94
C32-33-200-4T	4	33	32	70	200	EPNW0603TN-8	M025W060	Q08B	1.19
C32-35-200-4T	4	35	32	50	200	EPNW0603TN-8	M025W060	Q08B	1.21
C32-40-160-4T	4	40	32	50	160	EPNW0603TN-8	M025W060	Q08B	0.93
C32-40-200-4T	4	40	32	50	200	EPNW0603TN-8	M025W060	Q08B	1.25

适用 Suitable: 德克刀片、日立刀片 DEREK Or HITACHI Insert

特点 / Feature

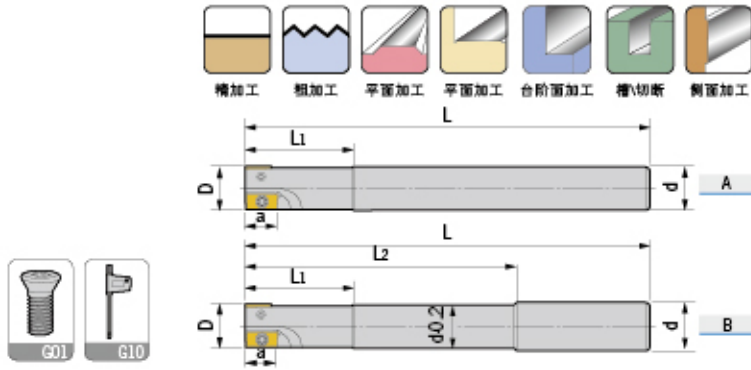
- 高进给圆弧铣刀。
- 不考虑缺损对刀片寿命的影响，则每刃进给量FZ设置的较大时寿命也较大，断屑、排屑性能好。
- Excellent for high-feed cutting.
- Increasing per teeth feedrate will improve the tool life of insert without regarding to the defect influence of its tool life. Good design for chip breaking and removing



型号 Specification	刃数 Teeth	图示 Fig	D	d	L1	L2	L	刀片 Insert	刀片螺钉 Insert screw	旗形扳手 Wrench	重量 Weight
AHU- C10-10-100-1T	1	A	10	10	25	-	100	JDMT100308	M025W050	Q08B	0.10
C12-12-130-1T	1	A	12	12	25	-	130	JDMT100308	M025W050	Q08B	0.11
C12-13-130-1T	1	A	13	12	25	-	130	JDMT100308	M025W050	Q08B	0.11
C16-16-120-2T	2	B	16	16	40	100	120	JDMT100308	M025W050	Q08B	0.17
C16-16-160-2T	2	B	16	16	50	115	160	JDMT100308	M025W050	Q08B	0.21
C16-16-180-2T	2	B	16	16	60	90	180	JDMT100308	M025W050	Q08B	0.26
C16-16-200-2T	2	B	16	16	60	100	200	JDMT100308	M025W050	Q08B	0.29
C20-20-120-2T	2	A	20	20	50	-	120	JDMT100308	M025W060	Q08B	0.26
C20-20-160-2T	2	A	20	20	60	-	160	JDMT100308	M025W060	Q08B	0.36
C20-20-200-2T	2	B	20	20	70	100	200	JDMT100308	M025W060	Q08B	0.46
C25-25-160-2T	2	A	25	25	70	-	160	JDMT150508	M040S080-1	Q15B	0.54
C25-25-200-2T	2	B	25	25	70	100	200	JDMT150508	M040S080-1	Q15B	0.68
C25-25-250-2T	2	B	25	25	80	115	250	JDMT150508	M040S080-1	Q15B	0.88
C25-25-300-2T	2	B	25	25	80	165	300	JDMT150508	M040S080-1	Q15B	1.02
C32-32-160-2T	2	A	32	32	48	-	160	JDMT150508	M040S080-1	Q15B	0.96
C32-32-200-2T	2	B	32	32	48	100	200	JDMT150508	M040S080-1	Q15B	1.17
C32-32-250-2T	2	B	32	32	48	115	250	JDMT150508	M040S080-1	Q15B	1.48
C32-32-250-3T	3	B	32	32	48	115	250	JDMT150508	M040S080-1	Q15B	1.48
C32-35-160-2T	2	A	35	32	60	-	160	JDMT150508	M040S080-1	Q15B	0.82
C32-35-200-2T	2	A	35	32	60	-	200	JDMT150508	M040S080-1	Q15B	1.18
C32-35-250-2T	2	A	35	32	60	-	250	JDMT150508	M040S080-1	Q15B	1.48
C32-35-300-2T	2	A	35	32	60	-	300	JDMT150508	M040S080-1	Q15B	1.78
C32-35-350-2T	2	A	35	32	60	-	350	JDMT150508	M040S080-1	Q15B	2.08
C32-35-400-2T	2	A	35	32	60	-	400	JDMT150508	M040S080-1	Q15B	2.38
C32-35-450-2T	2	A	35	32	60	-	450	JDMT150508	M040S080-1	Q15B	2.68
C32-35-500-2T	2	A	35	32	60	-	500	JDMT150508	M040S080-1	Q15B	2.98
C32-35-160-3T	3	A	35	32	60	-	160	JDMT150508	M040S080-1	Q15B	0.93
C32-35-200-3T	3	A	35	32	60	-	200	JDMT150508	M040S080-1	Q15B	1.18
C32-35-250-3T	3	A	35	32	60	-	250	JDMT150508	M040S080-1	Q15B	1.50
C32-35-300-3T	3	A	35	32	60	-	300	JDMT150508	M040S080-1	Q15B	1.81
C32-35-350-3T	3	A	35	32	60	-	350	JDMT150508	M040S080-1	Q15B	2.11
C32-35-400-3T	3	A	35	32	60	-	400	JDMT150508	M040S080-1	Q15B	2.43

适用 Suitable: 日立刀片 HITACHI Insert

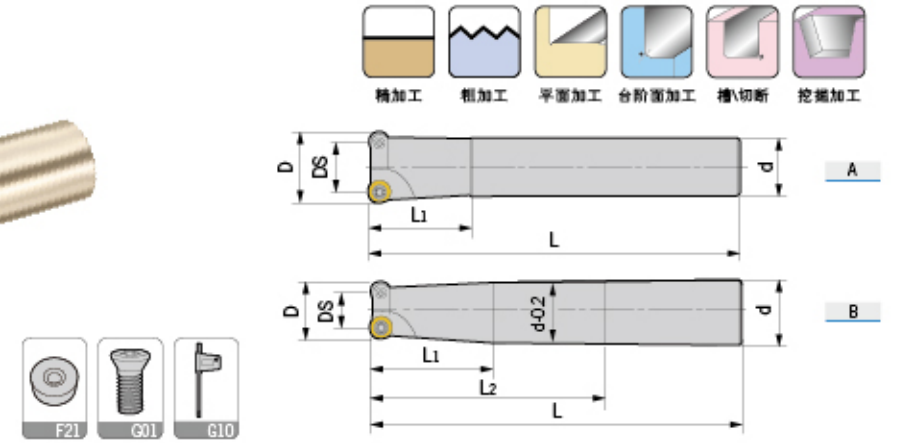
转下页
See next page



特殊型号 Special size

型号 Specification	刃数 Teeth	图示 Fig	D	d	a	L1	L2	L	刀片型号 Insert	刀片螺钉 Insert screw	旗形扳手 Wrench	重量 Weight
AHU- C15-16-120-2T	2	A	16	15	9	40	-	120	JDMT100308	M025W050	Q08B	0.15
C15-16-160-2T	2	A	16	15	9	40	-	160	JDMT100308	M025W050	Q08B	0.20
C15-16-180-2T	2	A	16	15	9	40	-	180	JDMT100308	M025W050	Q08B	0.23
C15-16-200-2T	2	A	16	15	9	40	-	200	JDMT100308	M025W050	Q08B	0.26
C16-17-120-2T	2	A	17	16	9	50	-	120	JDMT100308	M025W050	Q08B	0.17
C16-17-160-2T	2	A	17	16	9	50	-	160	JDMT100308	M025W050	Q08B	0.23
C16-17-180-2T	2	A	17	16	9	50	-	180	JDMT100308	M025W050	Q08B	0.27
C16-17-200-2T	2	A	17	16	9	50	-	200	JDMT100308	M025W050	Q08B	0.30
C19-20-160-2T	2	A	20	19	9	50	-	160	JDMT100308	M025W060	Q08B	0.31
C19-20-200-2T	2	A	20	19	9	50	-	200	JDMT100308	M025W060	Q08B	0.42
C20-21-160-2T	2	A	21	20	9	50	-	160	JDMT100308	M025W060	Q08B	0.37
C20-21-200-2T	2	A	21	20	9	50	-	200	JDMT100308	M025W060	Q08B	0.47
C24-25-160-2T	2	A	25	24	14	50	-	160	JDMT150508	M040S080-1	Q15B	0.48
C24-25-200-2T	2	A	25	24	14	50	-	200	JDMT150508	M040S080-1	Q15B	0.66
C24-25-250-2T	2	A	25	24	14	50	-	250	JDMT150508	M040S080-1	Q15B	0.88
C25-26-160-2T	2	A	26	25	14	50	-	160	JDMT150508	M040S080-1	Q15B	0.56
C25-26-200-2T	2	A	26	25	14	50	-	200	JDMT150508	M040S080-1	Q15B	0.71
C25-26-250-2T	2	A	26	25	14	50	-	250	JDMT150508	M040S080-1	Q15B	0.90

适用 Suitable: 日立刀片 HITACHI Insert



型号 Specification	刃数 Teeth	图示 Fig	D	DS	d	L1	L2	L	刀片 Insert	刀片螺钉 Insert screw	旗形扳手 Wrench	重量 Weight
JRC- C20-5R20-160-2T	2	A	20	10	20	40	-	160	RC*T10T3	M035T085	Q15B	0.35
C20-5R25-160-2T	2	A	25	15	20	40	-	160	RC*T10T3	M035T085	Q15B	0.40
C20-5R25-200-2T	2	A	25	15	20	40	-	200	RC*T10T3	M035T085	Q15B	0.50
C25-5R25-160-2T	2	A	25	15	25	60	-	160	RC*T10T3	M035T085	Q15B	0.55
C25-5R25-200-2T	2	B	25	15	25	70	100	200	RC*T10T3	M035T085	Q15B	0.75
C25-5R25-250-2T	2	B	25	15	25	60	115	250	RC*T10T3	M035T085	Q15B	0.95
C25-6R32-160-2T	2	A	32	20	25	50	-	160	RC*T1204	M035T085	Q15B	0.60
C25-6R32-200-2T	2	A	32	20	25	50	-	200	RC*T1204	M035T085	Q15B	0.80
C25-6R32-250-2T	2	A	32	20	25	50	-	250	RC*T1204	M035T085	Q15B	1.00

适用 Suitable: 德克刀片、山特维克刀片 DEREK Or SANDVIK Insert

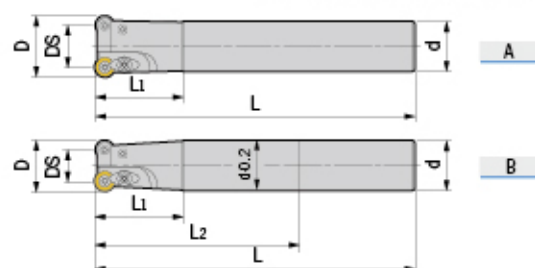
特殊型号 Special size

型号 Specification	刃数 Teeth	图示 Fig	D	DS	d	L1	L	刀片 Insert	刀片螺钉 Insert screw	旗形扳手 Wrench	重量 Weight
JRC- C24-5R25-160-2T	2	A	25	15	24	60	160	RC*T10T3	M035T085	Q15B	0.55
C24-5R25-200-2T	2	A	25	15	24	70	200	RC*T10T3	M035T085	Q15B	0.70
C24-5R25-250-2T	2	A	25	15	24	80	250	RC*T10T3	M035T085	Q15B	0.90
C25-5R26-160-2T	2	A	26	16	25	60	160	RC*T10T3	M035T085	Q15B	0.55
C25-5R26-200-2T	2	A	26	16	25	70	200	RC*T10T3	M035T085	Q15B	0.75
C25-5R26-250-2T	2	A	26	16	25	80	250	RC*T10T3	M035T085	Q15B	1.00

适用 Suitable: 德克刀片、山特维克刀片 DEREK Or SANDVIK Insert

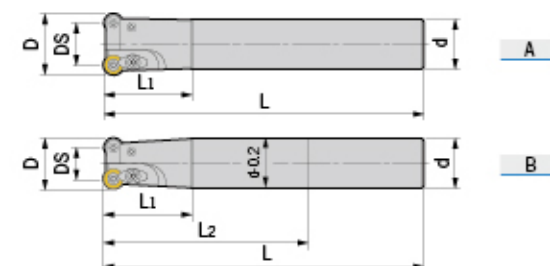
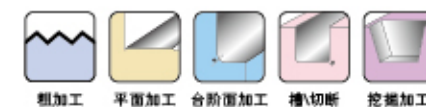
特点 / Feature

- 适配山特维克精磨刀片，精度更高，精加工效果更佳。
- 刀体整体预热后，再进精磨。避免二次热处理使刀体产生变形，从而确保了精确的公差范围和超强的刚性。
- Suitable for Sandvik insert, high efficiency on finish machining.
- Tool body is machined after heat treatment, which promises a precise tolerance and high rigidity.



型号 Specification	刃数 Teeth	图示 Fig	D	DS	d	L1	L2	L	刀片 Insert	刀片螺钉 Insert screw	压板 Clamp	压板螺钉 Clamp Screw	旗形扳手 Wrench	重量 Weight
EMR- C12-4R12-130-1T	1	A	12	4	12	30	-	130	RPMW0802	M030Y060	-	-	Q08B	0.11
C16-4R16-160-2T	2	A	16	8	16	40	-	160	RPMW0802	M030Y070-1	YS-34	M030Y070-1	Q08B	0.23
C16-4R16-200-2T	2	B	16	8	16	40	100	200	RPMW0802	M030Y070-1	YS-34	M030Y070-1	Q08B	0.23
C20-4R20-160-2T	2	A	20	12	20	60	-	160	RPMW0802	M030Y070-1	YS-34	M030Y070-1	Q08B	0.36
C20-4R20-200-2T	2	B	20	12	20	70	100	200	RPMW0802	M030Y070-1	YS-34	M030Y070-1	Q08B	0.44
C20-5R20-160-2T	2	A	20	10	20	60	-	160	RPMW1003	M040S080-1	YS-39	M035T085	Q15B	0.35
C20-5R20-200-2T	2	B	20	10	20	70	100	200	RPMW1003	M040S080-1	YS-39	M035T085	Q15B	0.45
C20-5R25-160-2T	2	A	25	15	20	40	-	160	RPMW1003	M040S080-1	YS-43	M040S100-1	Q15B	0.36
C20-5R25-200-2T	2	A	25	15	20	40	-	200	RPMW1003	M040S080-1	YS-43	M040S100-1	Q15B	0.56
C25-5R25-160-2T	2	A	25	15	25	60	-	160	RPMW1003	M040S080-1	YS-43	M040S100-1	Q15B	0.54
C25-5R25-180-2T	2	B	25	15	25	60	90	180	RPMW1003	M040S080-1	YS-43	M040S100-1	Q15B	0.62
C25-5R25-200-2T	2	B	25	15	25	70	100	200	RPMW1003	M040S080-1	YS-43	M040S100-1	Q15B	0.70
C25-5R25-250-2T	2	B	25	15	25	80	115	250	RPMW1003	M040S080-1	YS-43	M040S100-1	Q15B	0.86
C3 1/4-5R30-110-2T	2	A	30	20	3/4	30	-	110	RPMW1003	M040S100-1	YS-43	M040S120	Q15B	0.28
C20-5R30-110-2T	2	A	30	20	20	30	-	110	RPMW1003	M040S100-1	YS-43	M040S120	Q15B	0.27
C25-5R30-160-2T	2	A	30	20	25	35	-	160	RPMW1003	M040S100-1	YS-43	M040S120	Q15B	0.57
C25-5R30-200-2T	2	A	30	20	25	35	-	200	RPMW1003	M040S100-1	YS-43	M040S120	Q15B	0.75
C25-5R30-250-2T	2	A	30	20	25	35	-	250	RPMW1003	M040S100-1	YS-43	M040S120	Q15B	0.92
C25-5R30-300-2T	2	A	30	20	25	35	-	300	RPMW1003	M040S100-1	YS-43	M040S120	Q15B	1.11
C32-5R35-160-2T	2	A	35	25	32	48	-	160	RPMW1003	M040S100-1	YS-43	M040S120	Q15B	0.95
C32-5R35-200-2T	2	A	35	25	32	48	-	200	RPMW1003	M040S100-1	YS-43	M040S120	Q15B	1.20
C32-5R35-250-2T	2	A	35	25	32	48	-	250	RPMW1003	M040S100-1	YS-43	M040S120	Q15B	1.50
C32-5R35-300-2T	2	A	35	25	32	48	-	300	RPMW1003	M040S100-1	YS-43	M040S120	Q15B	1.80
C32-5R35-350-2T	2	A	35	25	32	48	-	350	RPMW1003	M040S100-1	YS-43	M040S120	Q15B	2.13
C32-5R35-160-3T	3	A	35	25	32	48	-	160	RPMW1003	M040S100-1	YS-43	M040S120	Q15B	0.91
C32-5R35-200-3T	3	A	35	25	32	48	-	200	RPMW1003	M040S100-1	YS-43	M040S120	Q15B	1.17
C32-5R35-250-3T	3	A	35	25	32	48	-	250	RPMW1003	M040S100-1	YS-43	M040S120	Q15B	1.49
C32-5R35-300-3T	3	A	35	25	32	48	-	300	RPMW1003	M040S100-1	YS-43	M040S120	Q15B	1.79
C32-5R35-350-3T	3	A	35	25	32	48	-	350	RPMW1003	M040S100-1	YS-43	M040S120	Q15B	2.11
C32-6R32-160-2T	2	A	32	20	32	48	-	160	RPMT1204	M040S100-1	YS-43	M040S120	Q15B	0.89
C32-6R32-200-2T	2	A	32	20	32	48	-	200	RPMT1204	M040S100-1	YS-43	M040S120	Q15B	1.16
C32-6R32-250-2T	2	A	32	20	32	48	-	250	RPMT1204	M040S100-1	YS-43	M040S120	Q15B	1.46
C32-6R40-160-3T	3	A	40	28	32	48	-	160	RPMT1204	M040S100-1	YS-43	M040S120	Q15B	0.93
C32-6R40-200-3T	3	A	40	28	32	48	-	200	RPMT1204	M040S100-1	YS-43	M040S120	Q15B	1.20
C32-6R40-250-3T	3	A	40	28	32	48	-	250	RPMT1204	M040S100-1	YS-43	M040S120	Q15B	1.51
C32-6R40-300-3T	3	A	40	28	32	48	-	300	RPMT1204	M040S100-1	YS-43	M040S120	Q15B	1.81
C32-6R50-160-4T	4	A	50	38	32	48	-	160	RPMT1204	M040S100-1	YS-43	M040S120	Q15B	1.03
C32-6R50-200-4T	4	A	50	38	32	48	-	200	RPMT1204	M040S100-1	YS-43	M040S120	Q15B	1.29
C32-6R50-250-4T	4	A	50	38	32	48	-	250	RPMT1204	M040S100-1	YS-43	M040S120	Q15B	1.59

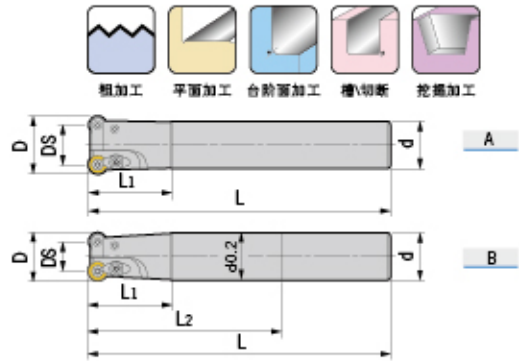
适用 Suitable: 德克刀片、三菱刀片 DEREK Or MITSUBISHI Insert



特殊型号 Special specification

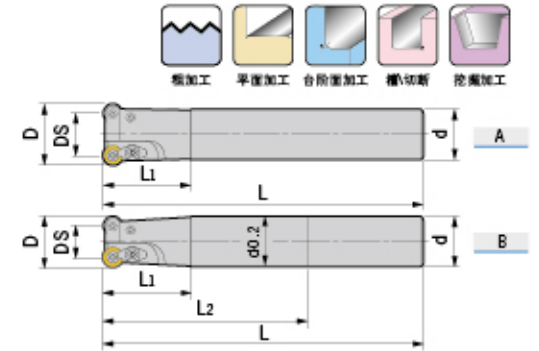
型号 Specification	刃数 Teeth	图示 Fig	D	DS	d	L1	L	刀片 Insert	刀片螺钉 Insert screw	压板 Clamp	压板螺钉 Clamp Screw	旗形扳手 Wrench	重量 Weight
EMR- C15-4R16-160-2T	2	A	16	8	15	40	160	RPMW0802	M030Y070-1	YS-34	M030Y070-1	Q08B	0.20
C15-4R16-200-2T	2	A	16	8	15	40	200	RPMW0802	M030Y070-1	YS-34	M030Y070-1	Q08B	0.25
C16-4R17-160-2T	2	A	17	9	16	40	160	RPMW0802	M030Y070-1	YS-34	M030Y070-1	Q08B	0.23
C16-4R17-200-2T	2	A	17	9	16	40	200	RPMW0802	M030Y070-1	YS-34	M030Y070-1	Q08B	0.29
C19-4R20-160-2T	2	A	20	12	19	60	160	RPMW0802	M030Y070-1	YS-34	M030Y070-1	Q08B	0.32
C19-4R20-200-2T	2	A	20	12	19	70	200	RPMW0802	M030Y070-1	YS-34	M030Y070-1	Q08B	0.41
C20-4R21-160-2T	2	A	21	13	20	60	160	RPMW0802	M040S080-1	YS-39	M035T085	Q15B	0.36
C20-4R21-200-2T	2	A	21	13	20	70	200	RPMW0802	M040S080-1	YS-39	M035T085	Q15B	0.45
C20-5R21-160-2T	2	A	21	11	20	60	160	RPMW1003	M040S080-1	YS-43	M040S100-1	Q15B	0.38
C20-5R21-200-2T	2	A	21	11	20	70	200	RPMW1003	M040S080-1	YS-43	M040S100-1	Q15B	0.47
C24-5R25-160-2T	2	A	25	15	24	60	160	RPMW1003	M040S080-1	YS-43	M040S100-1	Q15B	0.51
C24-5R25-200-2T	2	A	25	15	24	70	200	RPMW1003	M040S080-1	YS-43	M040S100-1	Q15B	0.65
C24-5R25-250-2T	2	A	25	15	24	80	250	RPMW1003	M040S080-1	YS-43	M040S100-1	Q15B	0.83
C25-5R26-160-2T	2	A	26	16	25	60	160	RPMW1003	M040S080-1	YS-43	M040S100-1	Q15B	0.55
C25-5R26-200-2T	2	A	26	16	25	70	200	RPMW1003	M040S080-1	YS-43	M040S100-1	Q15B	0.70
C25-5R26-250-2T	2	A	26	16	25	80	250	RPMW1003	M040S080-1	YS-43	M040S100-1	Q15B	0.89

适用 Suitable: 德克刀片、三菱刀片 DEREK Or MITSUBISHI Insert



型号 Specification	刃数 Teeth	图示 Fig	D	DS	d	L1	L2	L	刀片 Insert	刀片螺钉 Insert screw	压板 Clamp	压板螺钉 Clamp Screw	旗形扳手 Wrench	重量 Weight
EMRT- C12-4R12-130-1T	1	A	12	4	12	30	-	130	RPMT08T2	M030Y060	-	-	Q08B	0.10
C16-4R16-160-2T	2	A	16	8	16	40	-	160	RPMT08T2	M030Y070-1	YS-34	M030Y070-1	Q08B	0.23
C16-4R16-200-2T	2	B	16	8	16	40	100	200	RPMT08T2	M030Y070-1	YS-34	M030Y070-1	Q08B	0.29
C20-4R20-160-2T	2	A	20	12	20	60	-	160	RPMT08T2	M030Y070-1	YS-34	M030Y070-1	Q08B	0.32
C20-4R20-200-2T	2	B	20	12	20	70	100	200	RPMT08T2	M030Y070-1	YS-34	M030Y070-1	Q08B	0.45
C20-5R20-160-2T	2	A	20	10	20	60	-	160	RPMT10T3	M040S080-1	YS-39	M035T085	Q15B	0.34
C20-5R20-200-2T	2	B	20	10	20	70	100	200	RPMT10T3	M040S080-1	YS-39	M035T085	Q15B	0.44
C20-5R25-160-2T	2	A	25	15	20	40	-	160	RPMT10T3	M040S080-1	YS-43	M040S100-1	Q15B	0.36
C20-5R25-200-2T	2	A	25	15	20	40	-	200	RPMT10T3	M040S080-1	YS-43	M040S100-1	Q15B	0.47
C25-5R25-160-2T	2	A	25	15	25	60	-	160	RPMT10T3	M040S080-1	YS-43	M040S100-1	Q15B	0.54
C25-5R25-200-2T	2	B	25	15	25	70	100	200	RPMT10T3	M040S080-1	YS-43	M040S100-1	Q15B	0.70
C25-5R25-250-2T	2	B	25	15	25	80	115	250	RPMT10T3	M040S080-1	YS-43	M040S100-1	Q15B	0.88
C20-5R30-110-2T	2	A	30	20	20	30	-	110	RPMT10T3	M040S100-1	YS-43	M040S100-1	Q15B	0.32
C25-5R30-160-2T	2	A	30	20	25	35	-	160	RPMT10T3	M040S100-1	YS-43	M040S100-1	Q15B	0.57
C25-5R30-200-2T	2	A	30	20	25	35	-	200	RPMT10T3	M040S100-1	YS-43	M040S100-1	Q15B	0.73
C25-5R30-250-2T	2	A	30	20	25	35	-	250	RPMT10T3	M040S100-1	YS-43	M040S100-1	Q15B	0.91
C32-5R35-160-2T	2	A	35	25	32	48	-	160	RPMT10T3	M040S100-1	YS-43	M040S120	Q15B	0.94
C32-5R35-200-2T	2	A	35	25	32	48	-	200	RPMT10T3	M040S100-1	YS-43	M040S120	Q15B	1.18
C32-5R35-250-2T	2	A	35	25	32	48	-	250	RPMT10T3	M040S100-1	YS-43	M040S120	Q15B	1.50
C32-5R35-300-2T	2	A	35	25	32	48	-	300	RPMT10T3	M040S100-1	YS-43	M040S120	Q15B	1.81
C32-5R35-350-2T	2	A	35	25	32	48	-	350	RPMT10T3	M040S100-1	YS-43	M040S120	Q15B	2.11
C32-5R35-160-3T	3	A	35	25	32	48	-	160	RPMT10T3	M040S100-1	YS-43	M040S120	Q15B	0.92
C32-5R35-200-3T	3	A	35	25	32	48	-	200	RPMT10T3	M040S100-1	YS-43	M040S120	Q15B	1.17
C32-5R35-250-3T	3	A	35	25	32	48	-	250	RPMT10T3	M040S100-1	YS-43	M040S120	Q15B	1.48
C32-5R35-300-3T	3	A	35	25	32	48	-	300	RPMT10T3	M040S100-1	YS-43	M040S120	Q15B	1.79
C32-5R35-350-3T	3	A	35	25	32	48	-	350	RPMT10T3	M040S100-1	YS-43	M040S120	Q15B	2.12
EMRT- C15-4R16-160-2T	2	A	16	8	15	40	-	160	RPMT08T2	M030Y070-1	YS-34	M030Y070-1	Q08B	0.20
C15-4R16-200-2T	2	A	16	8	15	40	100	200	RPMT08T2	M030Y070-1	YS-34	M030Y070-1	Q08B	0.26
C16-4R17-160-2T	2	A	17	9	16	40	-	160	RPMT08T2	M030Y070-1	YS-34	M030Y070-1	Q08B	0.21
C16-4R17-200-2T	2	A	17	9	16	40	100	200	RPMT08T2	M030Y070-1	YS-34	M030Y070-1	Q08B	0.29
C19-4R20-160-2T	2	A	20	12	19	60	-	160	RPMT08T2	M030Y070-1	YS-34	M030Y070-1	Q08B	0.30
C19-4R20-200-2T	2	A	20	12	19	70	100	200	RPMT08T2	M030Y070-1	YS-34	M030Y070-1	Q08B	0.41
C20-4R21-160-2T	2	A	21	13	20	60	-	160	RPMT08T2	M030Y070-1	YS-34	M030Y070-1	Q08B	0.33
C20-4R21-200-2T	2	A	21	13	20	70	100	200	RPMT08T2	M030Y070-1	YS-34	M030Y070-1	Q08B	0.46
C24-5R25-160-2T	2	A	25	15	24	60	-	160	RPMT10T3	M040S080-1	YS-43	M040S100-1	Q15B	0.51
C24-5R25-200-2T	2	A	25	15	24	70	100	200	RPMT10T3	M040S080-1	YS-43	M040S100-1	Q15B	0.65
C24-5R25-250-2T	2	A	25	15	24	80	115	250	RPMT10T3	M040S080-1	YS-43	M040S100-1	Q15B	0.82

适用 Suitable: 德克刀片、三菱刀片 DEREK Or MITSUBISHI Insert

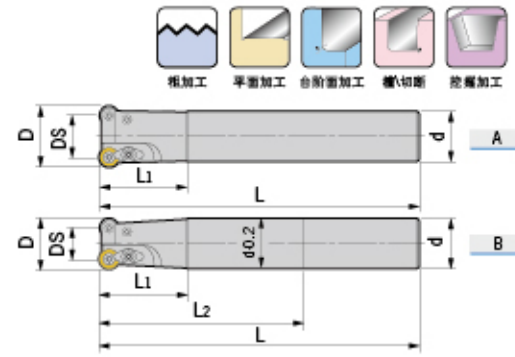


型号 Specification	刃数 Teeth	图示 Fig	D	DS	d	L1	L2	L	刀片 Insert	刀片螺钉 Insert screw	压板 Clamp	压板螺钉 Clamp Screw	旗形扳手 Wrench	重量 Weight
TRS- C12-4R12-130-1T	1	A	12	4	12	35	-	130	RDMT0802	M030Y060	-	-	Q08B	0.23
C16-4R16-160-2T	2	A	16	8	16	50	-	160	RDMT0802	M030Y070-1	YS-34	M030Y070-1	Q08B	0.29
C16-4R16-200-2T	2	B	16	8	16	50	100	200	RDMT0802	M030Y070-1	YS-34	M030Y070-1	Q08B	0.35
C20-4R20-160-2T	2	A	20	12	20	60	-	160	RDMT0802	M030Y070-1	YS-34	M030Y070-1	Q08B	0.32
C20-4R20-200-2T	2	B	20	12	20	70	100	200	RDMT0802	M030Y070-1	YS-34	M030Y070-1	Q08B	0.35
C20-5R20-160-2T	2	A	20	10	20	60	-	160	RDMT10T3	M040R080-2	YS-39	M035T085	Q15B	0.34
C20-5R20-200-2T	2	B	20	10	20	70	100	200	RDMT10T3	M040R080-2	YS-39	M035T085	Q15B	0.26
C20-5R25-160-2T	2	A	25	15	20	40	-	160	RDMT10T3	M040R080-2	YS-43	M040S100-1	Q15B	0.36
C20-5R25-200-2T	2	A	25	15	20	40	-	200	RDMT10T3	M040R080-2	YS-43	M040S100-1	Q15B	0.54
C25-5R25-160-2T	2	A	25	15	25	60	-	160	RDMT10T3	M040R080-2	YS-43	M040S100-1	Q15B	0.54
C25-5R25-200-2T	2	B	25	15	25	70	100	200	RDMT10T3	M040R080-2	YS-43	M040S100-1	Q15B	0.87
C25-5R25-250-2T	2	B	25	15	25	80	150	250	RDMT10T3	M040R080-2	YS-43	M040S100-1	Q15B	0.88
C25-5R30-160-2T	2	A	30	20	25	40	-	160	RDMT10T3	M040R080-2	YS-43	M040S100-1	Q15B	0.72
C25-5R30-200-2T	2	A	30	20	25	40	-	200	RDMT10T3	M040R080-2	YS-43	M040S100-1	Q15B	0.91
C25-5R30-250-2T	2	A	30	20	25	40	-	250	RDMT10T3	M040R080-2	YS-43	M040S100-1	Q15B	0.91
C32-5R35-160-3T	3	A	35	25	32	48	-	160	RDMT10T3	M040R090	YS-43	M040S120	Q15B	1.48
C32-5R35-200-3T	3	A	35	25	32	48	-	200	RDMT10T3	M040R090	YS-43	M040S120	Q15B	1.48
C32-5R35-250-3T	3	A	35	25	32	48	-	250	RDMT10T3	M040R090	YS-43	M040S120	Q15B	2.10
C32-5R35-300-3T	3	A	35	25	32	48	-	300	RDMT10T3	M040R090	YS-43	M040S120	Q15B	2.10
C25-6R32-160-2T	2	A	32	20	25	48	-	160	RDMT1204	M040R100-2	YS-43	M040S120	Q15B	1.19
C25-6R32-200-2T	2	A	32	20	25	48	-	200	RDMT1204	M040R100-2	YS-43	M040S120	Q15B	1.19
C25-6R32-250-2T	2	A	32	20	25	48	-	250	RDMT1204	M040R100-2	YS-43	M040S120	Q15B	0.96
C32-6R32-160-2T	2	A	32	20	32	48	-	160	RDMT1204	M040R100-2	YS-43	M040S120	Q15B	1.55
C32-6R32-200-2T	2	A	32	20	32	48	-	200	RDMT1204	M040R100-2	YS-43	M040S120	Q15B	1.55
C32-6R32-250-2T	2	A	32	20	32	48	-	250	RDMT1204	M040R100-2	YS-43	M040S120	Q15B	1.55
C32-6R32-300-2T	2	A	32	20	32	48	-	300	RDMT1204	M040R100-2	YS-43	M040S120	Q15B	0.88
C32-6R40-160-3T	3	A	40	28	32	48	-	160	RDMT1204	M040R100-2	YS-43	M040S120	Q15B	1.49
C32-6R40-200-3T	3	A	40	28	32	48	-	200	RDMT1204	M040R100-2	YS-43	M040S120	Q15B	1.49
C32-6R40-250-3T	3	A	40	28	32	48	-	250	RDMT1204	M040R100-2	YS-43	M040S120	Q15B	1.49

适用 Suitable: 德克刀片、日立刀片 DEREK Or HITACHI Insert

转下页
See next page

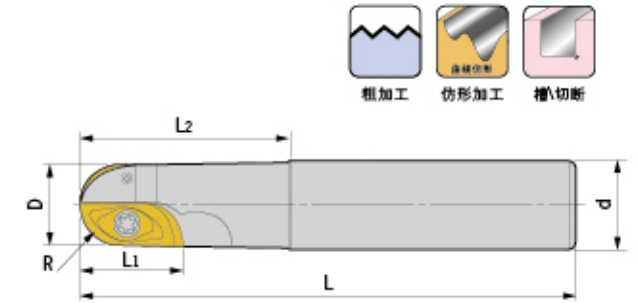




特殊型号 Special specification

型号 Specification	刃数 Teeth	图示 Fig	D	DS	d	L ₁	L	刀片 Insert	刀片螺钉 Insert screw	压板 Clamp	压板螺钉 Clamp Screw	旗形扳手 Wrench	重量 Weight
TRS- C15-4R16-160-2T	2	A	16	8	15	50	160	RDMT0802	M030Y070-1	YS-34	M030Y070-1	Q08B	0.20
C15-4R16-200-2T	2	A	16	8	15	50	200	RDMT0802	M030Y070-1	YS-34	M030Y070-1	Q08B	0.26
C16-4R17-160-2T	2	A	17	9	16	50	160	RDMT0802	M030Y070-1	YS-34	M030Y070-1	Q08B	0.23
C16-4R17-200-2T	2	A	17	9	16	50	200	RDMT0802	M030Y070-1	YS-34	M030Y070-1	Q08B	0.30
C19-4R20-160-2T	2	A	20	12	19	60	160	RDMT0802	M030Y070-1	YS-34	M030Y070-1	Q08B	0.30
C19-4R20-200-2T	2	A	20	12	19	70	200	RDMT0802	M030Y070-1	YS-34	M030Y070-1	Q08B	0.41
C20-4R21-160-2T	2	A	21	13	20	60	160	RDMT0802	M030Y070-1	YS-34	M030Y070-1	Q08B	0.35
C20-4R21-200-2T	2	A	21	13	20	70	200	RDMT0802	M030Y070-1	YS-34	M030Y070-1	Q08B	0.45
C24-5R25-160-2T	2	A	25	15	24	60	160	RDMT10T3	M040R080-2	YS-43	M040S100-1	Q15B	0.50
C24-5R25-200-2T	2	A	25	15	24	70	200	RDMT10T3	M040R080-2	YS-43	M040S100-1	Q15B	0.64
C24-5R25-250-2T	2	A	25	15	24	80	250	RDMT10T3	M040R080-2	YS-43	M040S100-1	Q15B	0.82
C25-5R26-160-2T	2	A	26	16	25	60	160	RDMT10T3	M040R080-2	YS-43	M040S100-1	Q15B	0.54
C25-5R26-200-2T	2	A	26	16	25	70	200	RDMT10T3	M040R080-2	YS-43	M040S100-1	Q15B	0.70
C25-5R26-250-2T	2	A	26	16	25	80	250	RDMT10T3	M040R080-2	YS-43	M040S100-1	Q15B	0.89

适用 Suitable: 德克刀片、日立刀片 DEREK Or HITACHI Insert

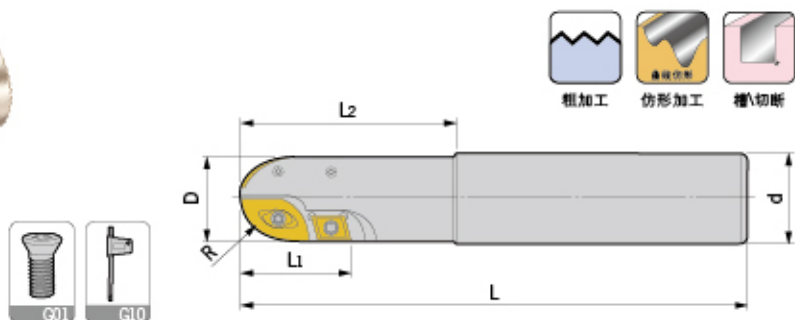


型号 Specification	刃数 Teeth	R	D	d	L ₁	L ₂	L	刀片 Insert	刀片螺钉 Insert screw	旗形扳手 Wrench	重量 Weight		
RCF- C20-10R-160-2T	2	10	20	20	18	60	160	ZCEW100CE ZCEW100SE	M030D075 M030D095	Q08B	0.30		
C20-10R-200-2T	2	10	20	20	18	70	200			Q08B	0.45		
C25-10R-160-2T	2	10	20	25	18	60	160			Q08B	0.55		
C25-10R-200-2T	2	10	20	25	18	70	200			Q08B	0.65		
C25-10R-250-2T	2	10	20	25	18	80	250			Q08B	0.75		
C32-10R-250-2T	2	10	20	32	18	90	250			Q08B	1.10		
C32-10R-300-2T	2	10	20	32	18	110	300			Q08B	1.30		
C25-12.5R-160-2T	2	12.5	25	25	23	60	160			ZCEW125CE ZCEW125SE	M040D080-3 M040D110	Q15B	0.55
C25-12.5R-200-2T	2	12.5	25	25	18	70	200					Q15B	0.70
C32-12.5R-200-2T	2	12.5	25	32	23	80	200					Q15B	0.90
C32-12.5R-250-2T	2	12.5	25	32	23	90	250	Q15B	1.20				
C32-12.5R-300-2T	2	12.5	25	32	23	110	300	Q15B	1.45				
C32-15R-160-2T	2	15	30	32	28	60	160	ZCEW150CE ZCEW150SE	M050Y120-3	Q20B	0.80		
C32-15R-200-2T	2	15	30	32	28	70	200			Q20B	1.10		
C32-15R-250-2T	2	15	30	32	28	80	250			Q20B	1.40		
C32-15R-300-2T	2	15	30	32	28	110	300			Q20B	1.70		
C32-15R-350-2T	2	15	30	32	28	110	350			Q20B	2.00		

适用 Suitable: 日立刀片 HITACHI Insert

RCFL

RCFL Ball-nose Indexable Cutter For Roughing
RCFL 球形中粗刀

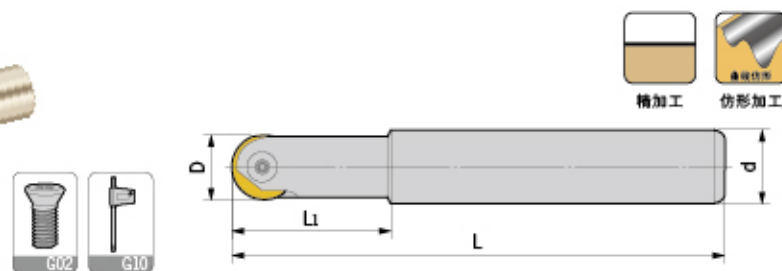


型号 Specification	刃数 Teeth	R	D	d	L1	L2	L	刀片 Insert	刀片螺钉 Insert screw	旗形扳手 Wrench	重量 Weight
RCFL- C20-10R-160-4T	4	10	20	20	24	60	160			Q08B	0.35
C20-10R-200-4T	4	10	20	20	24	70	200			Q08B	0.45
C25-10R-160-4T	4	10	20	25	24	60	160	ZCEW100CE	M030D095	Q08B	0.50
C25-10R-200-4T	4	10	20	25	24	70	200	ZCEW100SE	M030D075	Q08B	0.65
C25-10R-250-4T	4	10	20	25	24	80	250	CPMT080204	M025W060	Q08B	0.75
C32-10R-250-4T	4	10	20	32	24	115	250			Q08B	1.15
C32-10R-300-4T	4	10	20	32	24	115	300			Q08B	1.40
C25-12.5R-160-4T	4	12.5	25	25	38	60	160			Q15B	0.50
C25-12.5R-200-4T	4	12.5	25	25	38	70	200			Q15B	0.70
C32-12.5R-160-4T	4	12.5	25	32	38	70	160	ZCEW125CE	M040D110	Q15B	0.60
C32-12.5R-200-4T	4	12.5	25	32	38	80	200	ZCEW125SE	M040D080-3	Q15B	0.90
C32-12.5R-250-4T	4	12.5	25	32	38	90	250	CPMT090308		Q15B	1.20
C32-12.5R-300-4T	4	12.5	25	32	38	105	300			Q15B	1.45
C32-15R-160-4T	4	15	30	32	43	60	160			Q15B/Q20B	0.85
C32-15R-200-4T	4	15	30	32	43	70	200	ZCEW150CE	M050Y120-3	Q15B/Q20B	1.10
C32-15R-250-4T	4	15	30	32	43	80	250	ZCEW150SE	M040D080-3	Q15B/Q20B	1.40
C32-15R-300-4T	4	15	30	32	43	100	300	CPMT090308		Q15B/Q20B	1.70
C32-15R-350-4T	4	15	30	32	43	100	350			Q15B/Q20B	2.00

适用 Suitable:日立刀片 HITACHI Insert

BF

BF Ball-nose Milling Cutter For Finishing
BF 球头精加工立铣刀



型号 Specification	D	d	L1	L	刀片 Insert	刀片螺钉 Insert screw	扳手 Wrench	重量 Weight
BF- C12-4R-100-1T	8	12	25	100	P3200-D08	M030W070-4R	Q08B	0.10
C12-4R-130-1T	8	12	25	130	P3200-D08	M030W070-4R	Q08B	0.10
C12-4R-160-1T	8	12	30	160	P3200-D08	M030W070-4R	Q08B	0.12
C10-5R-100-1T	10	10	30	100	P3200-D10	M040W090-5R	Q15B	0.05
C12-5R-130-1T	10	12	30	130	P3200-D10	M040W090-5R	Q15B	0.10
C12-5R-160-1T	10	12	35	160	P3200-D10	M040W090-5R	Q15B	0.12
C12-6R-130-1T	12	12	30	130	P3200-D12	M050W090-6R	Q20B	0.10
C12-6R-160-1T	12	12	30	160	P3200-D12	M050W090-6R	Q20B	0.15
C16-6R-160-1T	12	16	30	160	P3200-D12	M050W090-6R	Q20B	0.13
C16-8R-120-1T	16	16	30	120	P3200-D16	M050W130-8R	Q20B	0.23
C16-8R-160-1T	16	16	30	160	P3200-D16	M050W130-8R	Q20B	0.20
C16-8R-180-1T	16	16	35	180	P3200-D16	M050W130-8R	Q20B	0.26
C16-8R-200-1T	16	16	45	200	P3200-D16	M050W130-8R	Q20B	0.29
C20-10R-160-1T	20	20	30	160	P3200-D20	M050W170-10R	Q20B	0.35
C20-10R-200-1T	20	20	35	200	P3200-D20	M050W170-10R	Q20B	0.45
C25-10R-160-1T	20	25	30	160	P3200-D20	M050W170-10R	Q20B	0.44
C25-10R-200-1T	20	25	60	200	P3200-D20	M050W170-10R	Q20B	0.62
C25-10R-250-1T	20	25	50	250	P3200-D20	M050W170-10R	Q20B	0.80
C25-12.5R-160-1T	25	25	35	160	P3202-D25	M060W210-12.5R	T30M	0.54
C25-12.5R-200-1T	25	25	40	200	P3202-D25	M060W210-12.5R	T30M	0.70
C25-12.5R-250-1T	25	25	60	250	P3202-D25	M060W210-12.5R	T30M	0.88
C32-12.5R-200-1T	25	32	50	200	P3202-D25	M060W210-12.5R	T30M	0.91
C32-12.5R-250-1T	25	32	85	250	P3202-D25	M060W210-12.5R	T30M	1.01
C32-16R-200-1T	32	32	55	200	P3201-D32	M080W250-16R	T30M	1.13
C32-16R-250-1T	32	32	70	250	P3201-D32	M080W250-16R	T30M	1.44
C32-16R-300-1T	32	32	80	300	P3201-D32	M080W250-16R	T30M	1.77

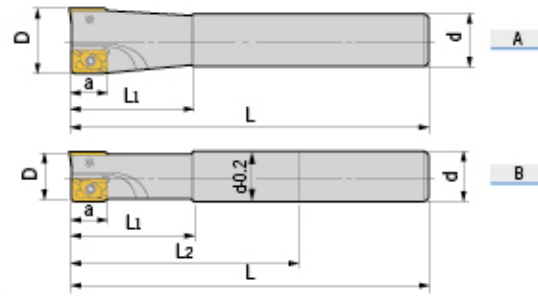
适用 Suitable:德克刀片、瓦尔特刀片 DEREK Or WALTER Insert

特点 / Feature

- 切削能力及精度均佳，排屑良好，高速切削亦稳定，同一片刀片有很宽的应用范围。它锋利的切削刃很容易切削淬硬到HRC60钢以及不锈钢球墨铸铁、铝、锌合金和石墨，应用于造模具用的材料的精加工以及航空工业内的燃汽轮机叶片的制造。
- Good cutting capability and precision, good capability for removing the metal chips and cutting. Steadily when high speed machining.
- One insert can be used in vast area. The sharp blade is easy to cutting steel, stainless steel, cast iron, aluminum etc.

300R/400R

300R/400R High Speed Indexable End Mill
300R/400R 清角高速端铣刀

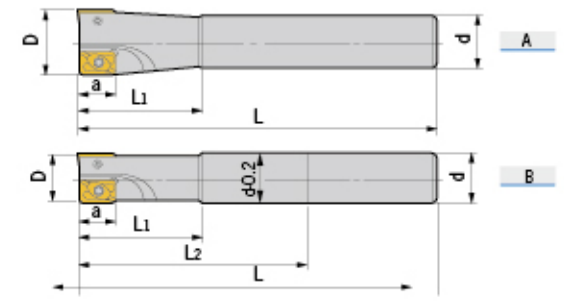


型号 Specification	刃数 Teeth	图示 Fig	D	d	a	L ₁	L ₂	L	刀片 Insert	刀片螺钉 Insert screw	旗形扳手 Wrench	重量 Weight
300R- C10-10-100-1T	1	A	10	10	9	25	-	100	APMT1135	M025W050	Q08B	0.05
C10-10-130-1T	1	A	10	10	9	25	-	130	APMT1135	M025W050	Q08B	0.06
C12-12-130-1T	1	A	12	12	9	30	-	130	APMT1135	M025W050	Q08B	0.10
C16-16-120-2T	2	A	16	16	9	40	-	120	APMT1135	M025W060	Q08B	0.17
C16-16-160-2T	2	A	16	16	9	50	-	160	APMT1135	M025W060	Q08B	0.23
C16-16-180-2T	2	B	16	16	9	60	90	180	APMT1135	M025W060	Q08B	0.26
C16-16-200-2T	2	B	16	16	9	60	100	200	APMT1135	M025W060	Q08B	0.29
C20-20-120-2T	2	A	20	20	9	50	-	120	APMT1135	M025W060	Q08B	0.26
C20-20-160-2T	2	A	20	20	9	60	-	160	APMT1135	M025W060	Q08B	0.36
C20-20-200-2T	2	B	20	20	9	70	100	200	APMT1135	M025W060	Q08B	0.46
400R- C25-25-160-2T	2	A	25	25	14	70	-	160	APMT1604	M040S080-1	Q15B	0.55
C25-25-200-2T	2	B	25	25	14	70	100	200	APMT1604	M040S080-1	Q15B	0.70
C25-25-250-2T	2	B	25	25	14	80	115	250	APMT1604	M040S080-1	Q15B	0.89
C25-25-300-2T	2	B	25	25	14	80	165	300	APMT1604	M040S080-1	Q15B	1.07
C25-30-160-2T	2	A	30	25	14	42	-	160	APMT1604	M040S100-1	Q15B	0.81
C25-30-200-2T	2	B	30	25	14	42	100	200	APMT1604	M040S100-1	Q15B	1.11
C25-30-250-2T	2	B	30	25	14	42	115	250	APMT1604	M040S100-1	Q15B	1.42
C32-32-160-2T	2	A	32	32	14	48	-	160	APMT1604	M040S100-1	Q15B	0.86
C32-32-200-2T	2	B	32	32	14	48	100	200	APMT1604	M040S100-1	Q15B	1.16
C32-32-250-2T	2	B	32	32	14	48	115	250	APMT1604	M040S100-1	Q15B	1.47
C32-32-300-2T	2	B	32	32	14	48	165	300	APMT1604	M040S100-1	Q15B	1.77
C32-35-160-2T	2	A	35	32	14	48	-	160	APMT1604	M040S100-1	Q15B	0.95
C32-35-200-2T	2	A	35	32	14	48	-	200	APMT1604	M040S100-1	Q15B	1.20
C32-35-250-2T	2	A	35	32	14	60	-	250	APMT1604	M040S100-1	Q15B	1.51
C32-35-300-2T	2	A	35	32	14	60	-	300	APMT1604	M040S100-1	Q15B	1.83
C32-35-160-3T	3	A	35	32	14	60	-	160	APMT1604	M040S100-1	Q15B	0.94
C32-35-200-3T	3	A	35	32	14	60	-	200	APMT1604	M040S100-1	Q15B	1.20
C32-35-250-3T	3	A	35	32	14	60	-	250	APMT1604	M040S100-1	Q15B	1.51
C32-35-300-3T	3	A	35	32	14	60	-	300	APMT1604	M040S100-1	Q15B	1.82
C32-35-350-3T	3	A	35	32	14	60	-	350	APMT1604	M040S100-1	Q15B	2.13
C32-35-400-3T	3	A	35	32	14	60	-	400	APMT1604	M040S100-1	Q15B	2.46
C32-35-450-3T	3	A	35	32	14	60	-	450	APMT1604	M040S100-1	Q15B	2.78
C32-35-500-3T	3	A	35	32	14	60	-	500	APMT1604	M040S100-1	Q15B	3.07
C32-40-160-3T	3	A	40	32	14	60	-	160	APMT1604	M040S100-1	Q15B	1.10
C32-40-200-3T	3	A	40	32	14	60	-	200	APMT1604	M040S100-1	Q15B	1.24
C32-40-250-3T	3	A	40	32	14	60	-	250	APMT1604	M040S100-1	Q15B	1.55
C32-40-300-3T	3	A	40	32	14	60	-	300	APMT1604	M040S100-1	Q15B	1.88

适用 Suitable: 德克刀片、三菱刀片 DEREK Or MITSUBISHI Insert

300R/400R

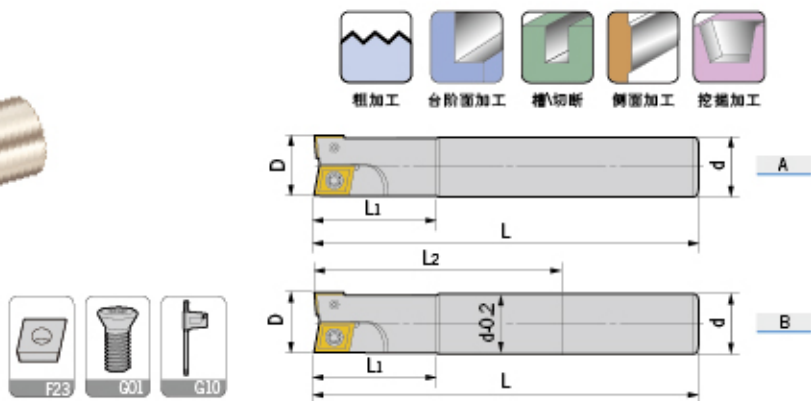
300R/400R High Speed Indexable End Mill
300R/400R 清角高速端铣刀



特殊型号 Special size

型号 Specification	刃数 Teeth	图示 Fig	D	d	a	L ₁	L	刀片 Insert	刀片螺钉 Insert screw	旗形扳手 Wrench	重量 Weight
300R- C12-13-130-1T	1	A	13	12	9	25	130	APMT1135	M025W060	Q08B	0.11
C15-16-120-2T	2	A	16	15	9	40	120	APMT1135	M025W060	Q08B	0.15
C15-16-160-2T	2	A	16	15	9	40	160	APMT1135	M025W060	Q08B	0.21
C15-16-180-2T	2	A	16	15	9	40	180	APMT1135	M025W060	Q08B	0.24
C15-16-200-2T	2	A	16	15	9	40	200	APMT1135	M025W060	Q08B	0.26
C15.6-16-160-2T	2	A	16	15.6	9	50	160	APMT1135	M025W060	Q08B	0.22
C15.6-16-200-2T	2	A	16	15.6	9	50	200	APMT1135	M025W060	Q08B	0.28
C16-17-120-2T	2	A	17	16	9	50	120	APMT1135	M025W060	Q08B	0.17
C16-17-160-2T	2	A	17	16	9	50	160	APMT1135	M025W060	Q08B	0.24
C16-17-180-2T	2	A	17	16	9	50	180	APMT1135	M025W060	Q08B	0.27
C16-17-200-2T	2	A	17	16	9	50	200	APMT1135	M025W060	Q08B	0.30
C19-20-160-2T	2	A	20	19	9	50	160	APMT1135	M025W060	Q08B	0.33
C19-20-200-2T	2	A	20	19	9	50	200	APMT1135	M025W060	Q08B	0.42
C20-21-160-2T	2	A	21	20	9	50	160	APMT1135	M025W060	Q08B	0.39
C20-21-200-2T	2	A	21	20	9	50	200	APMT1135	M025W060	Q08B	0.47
400R- C24-25-160-2T	2	A	25	24	14	50	160	APMT1604	M040S080-1	Q15B	0.51
C24-25-200-2T	2	A	25	24	14	50	200	APMT1604	M040S080-1	Q15B	0.65
C24-25-250-2T	2	A	25	24	14	50	250	APMT1604	M040S080-1	Q15B	0.83
C25-26-160-2T	2	A	26	25	14	50	160	APMT1604	M040S080-1	Q15B	0.56
C25-26-200-2T	2	A	26	25	14	50	200	APMT1604	M040S080-1	Q15B	0.71
C25-26-250-2T	2	A	26	25	14	50	250	APMT1604	M040S080-1	Q15B	0.90

适用 Suitable: 德克刀片、三菱刀片 DEREK Or MITSUBISHI Insert



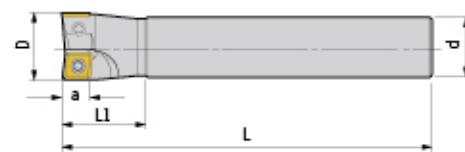
型号 Specification	刃数 Teeth	图示 Fig	D	d	L1	L2	L	刀片型号 Insert	刀片螺钉 Insert screw	旗形扳手 Wrench	重量 Weight
AJU- C10-10-100-1T	1	A	10	10	30	-	100	CCMT060204	M025W050	Q08B	0.05
C10-10-130-1T	1	A	10	10	30	-	130	CCMT060204	M025W050	Q08B	0.07
C12-12-130-1T	1	A	12	12	30	-	130	CPMT080204Z	M025W060	Q08B	0.10
C16-16-160-2T	2	A	16	16	35	-	160	CCMT060204	M025W060	Q08B	0.23
C16-16-200-2T	2	B	16	16	40	100	200	CPMT080204Z	M025W060	Q08B	0.29
C20-20-160-2T	2	A	20	20	50	-	160	CCMT060204	M025W060	Q08B	0.36
C20-20-200-2T	2	B	20	20	60	100	200	CPMT090204Z	M035R080-1	Q15B	0.45
C25-25-160-2T	2	A	25	25	60	-	160	CPMT090308	M040R080-2	Q15B	0.54
C25-25-200-2T	2	B	25	25	70	100	200	CPMT120308Z	M040R080-2	Q15B	0.70
C25-25-250-2T	2	B	25	25	80	115	250	CPMT120308Z	M040R080-2	Q15B	0.88
C32-32-200-2T	2	B	32	32	60	100	200	CPMT120408	M050Y110-4	Q20B	1.12
C32-32-250-2T	2	B	32	32	70	115	250	CPMT160408Z	M050Y110-4	Q20B	1.41
C32-32-300-2T	2	B	32	32	80	165	300	CPMT160430Z	M050Y110-4	Q20B	1.71

适用 Suitable: 德克刀片、日立刀片 DEREK Or HITACHI Insert

特殊型号 Special size

型号 Specification	刃数 Teeth	图示 Fig	D	d	L1	L	刀片型号 Insert	刀片螺钉 Insert screw	旗形扳手 Wrench	重量 Weight
AJU- C15-16-160-2T	2	A	16	15	35	160	CCMT060204	M025W060	Q08B	0.21
C15-16-200-2T	2	A	16	15	40	200	CPMT080204Z	M025W060	Q08B	0.26
C19-20-160-2T	2	A	20	19	35	160	CCMT060204	M025W060	Q08B	0.33
C19-20-200-2T	2	A	20	19	40	200	CPMT090204Z	M035R080-1	Q15B	0.42
C24-25-160-2T	2	A	25	24	35	160	CPMT090308	M040R080-2	Q15B	0.51
C24-25-200-2T	2	A	25	24	35	200	CPMT120308Z	M040R080-2	Q15B	0.65
C24-25-250-2T	2	A	25	24	40	250	CPMT120308Z	M040R080-2	Q15B	0.83

适用 Suitable: 德克刀片、日立刀片 DEREK Or HITACHI Insert

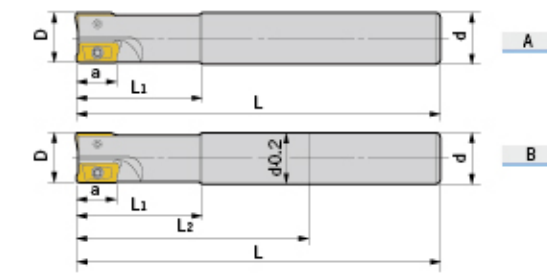


型号 Specification	刃数 Teeth	D	d	a	L1	L	刀片 Insert	刀片螺钉 Insert screw	旗形扳手 Wrench	重量 Weight
TCP- C16-16-160-2T	2	16	16	6	50	160	CCMT060204	M025W060	Q08B	0.23
C16-16-200-2T	2	16	16	6	60	200	CCMT060204	M025W060	Q08B	0.26
C20-20-160-2T	2	20	20	8	60	160	CPMT080204	M025W060	Q08B	0.35
C20-20-200-2T	2	20	20	8	70	200	CPMT080204	M025W060	Q08B	0.45
C25-25-160-2T	2	25	25	9	80	160	CPMT090308	M040R080-2	Q15B	0.55
C25-25-200-2T	2	25	25	9	70	200	CPMT090308	M040R080-2	Q15B	0.70
C25-30-160-2T	2	30	25	12	48	160	CPMT120408	M050Y110-4	Q20B	0.53
C25-30-200-2T	2	30	25	12	48	200	CPMT120408	M050Y110-4	Q20B	0.72
C25-30-250-2T	2	30	25	12	48	250	CPMT120408	M050Y110-4	Q20B	0.92
C32-35-160-2T	2	35	32	12	48	160	CPMT120408	M050Y110-4	Q20B	0.86
C32-35-200-2T	2	35	32	12	48	200	CPMT120408	M050Y110-4	Q20B	1.18
C32-35-250-2T	2	35	32	12	48	250	CPMT120408	M050Y110-4	Q20B	1.49
C32-35-160-3T	3	35	32	12	48	160	CPMT120408	M050Y110-4	Q20B	0.94
C32-35-200-3T	3	35	32	12	48	200	CPMT120408	M050Y110-4	Q20B	1.20
C32-35-250-3T	3	35	32	12	48	250	CPMT120408	M050Y110-4	Q20B	1.51

适用 Suitable: 德克刀片、日立刀片 DEREK Or HITACHI Insert

R390

R390 Indexable End Mill
R390 舍弃式端铣刀

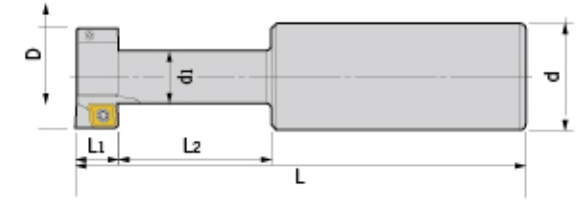


型号 Specification	刃数 Teeth	图示 Fig	D	d	a	L1	L2	L	刀片 Insert	刀片螺钉 Insert screw	旗形扳手 Wrench	重量 Weight
R390- C15-16-160-2T	2	A	16	15	10	25	-	160	R390-11T308	M025W050	Q08B	0.20
C15-16-200-2T	2	A	16	15	10	25	-	200	R390-11T308	M025W050	Q08B	0.23
C15.6-16-160-2T	2	A	16	15.6	10	25	-	160	R390-11T308	M025W050	Q08B	0.22
C15.6-16-200-2T	2	A	16	15.6	10	25	-	200	R390-11T308	M025W050	Q08B	0.25
C16-16-160-2T	2	A	16	16	10	25	-	160	R390-11T308	M025W050	Q08B	0.23
C16-16-180-2T	2	B	16	16	10	25	90	180	R390-11T308	M025W050	Q08B	0.26
C19-20-160-2T	2	A	20	19	10	25	-	160	R390-11T308	M025W060	Q08B	0.33
C19-20-180-2T	2	A	20	19	10	25	-	180	R390-11T308	M025W060	Q08B	0.37
C20-20-160-2T	2	A	20	20	10	25	-	160	R390-11T308	M025W060	Q08B	0.35
C20-20-200-2T	2	B	20	20	10	25	100	200	R390-11T308	M025W060	Q08B	0.45
C24-25-160-2T	2	A	25	24	17	50	-	160	R390-170408	M035T085	Q15B	0.51
C24-25-160-3T	3	A	25	24	17	50	-	160	R390-11T308	M025W060	Q08B	0.51
C24-25-200-2T	2	A	25	24	17	50	-	200	R390-170408	M035T085	Q15B	0.64
C24-25-200-3T	3	A	25	24	17	50	-	200	R390-11T308	M025W060	Q08B	0.64
C24-25-250-2T	2	A	25	24	17	50	-	250	R390-170408	M035T085	Q15B	0.82
C25-25-160-2T	2	A	25	25	17	60	-	160	R390-170408	M035T085	Q15B	0.55
C25-25-160-3T	3	A	25	25	17	60	-	160	R390-11T308	M025W060	Q08B	0.55
C25-25-200-2T	2	B	25	25	17	60	100	200	R390-170408	M035T085	Q15B	0.70
C25-25-200-3T	3	B	25	25	17	60	100	200	R390-11T308	M025W060	Q08B	0.70
C25-25-250-2T	2	B	25	25	17	60	100	250	R390-170408	M035T085	Q15B	0.89

适用 Suitable: 德克刀片、山特维克刀片 DEREK Or SANDVIK Insert

ATS/ASL

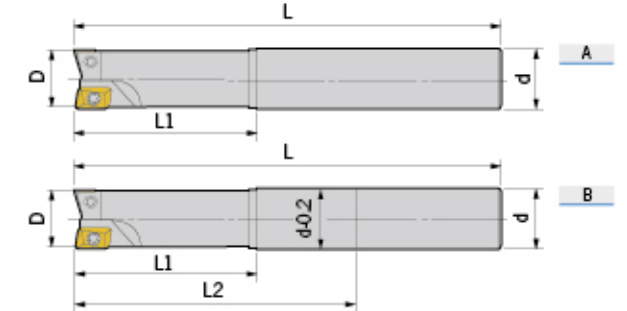
ATS T-Slot Milling Cutter
ATS-T 型槽端铣刀



型号 Specification	刃数 Teeth	D	d	d1	L1	L2	L	刀片 Insert	刀片螺钉 Insert screw	旗形扳手 Wrench	重量 Weight
ATS- C25-25-11-110-2T	2	25	25	12.5	11	21	110	CCMT060204	M025W060	Q08B	0.35
C32-32-14-120-2T	2	32	32	16	14	30	120	CPMT080204	M025W060	Q08B	0.55
C32-40-18-130-4T	4	40	32	20	18	32	130	CCMT09T308	M040S100-1	Q15B	0.70
C32-50-22-140-4T	4	50	32	26	22	39	140	CCMT120408	M050Y110-1	Q20B	0.95

适用 Suitable: 德克刀片、日立刀片 DEREK Or HITACHI Insert

ASL Cutter for Drilling And Milling
ASL 钻铣共用型铣刀(短刃型)

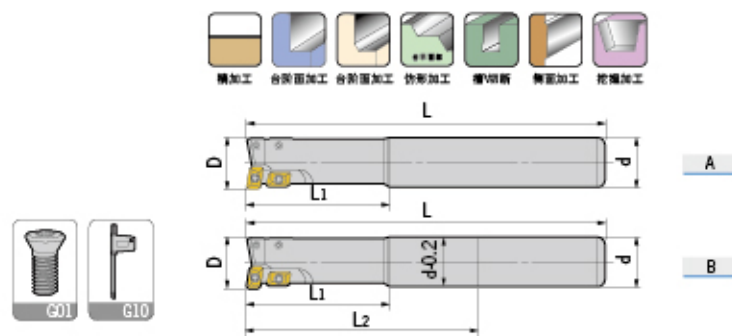


型号 Specification	刃数 Teeth	图示 Fig	D	d	L1	L2	L	横刀片 Cross insert	竖刀片 Vertical insert	刀片螺钉 Insert screw	旗形扳手 Wrench	重量 Weight
ASL- C20-20-160-2T	2	A	20	20	35	-	160	ADMT100308L	ACMT100308R	M025W060	Q08B	0.35
C20-20-200-2T	2	B	20	20	35	100	200	ADMT100308L	ACMT100308R	M025W060	Q08B	0.45
C25-25-150-2T	2	A	25	25	40	-	150	ADMT12T308L	APMT12T308R	M030Y070-2	Q10R	0.55
C25-25-200-2T	2	B	25	25	40	100	200	ADMT12T308L	APMT12T308R	M030Y070-2	Q10R	0.75
C25-25-250-2T	2	B	25	25	40	115	250	ADMT12T308L	APMT12T308R	M030Y070-2	Q10R	0.95
C32-32-160-2T	2	A	32	32	50	-	160	APMT160408L	APMT150408R	M040S080-1	Q15B	0.90
C32-32-200-2T	2	B	32	32	50	100	200	APMT160408L	APMT150408R	M040S080-1	Q15B	1.25

适用 Suitable: 日立刀片 HITACHI Insert

ASJ/SKM

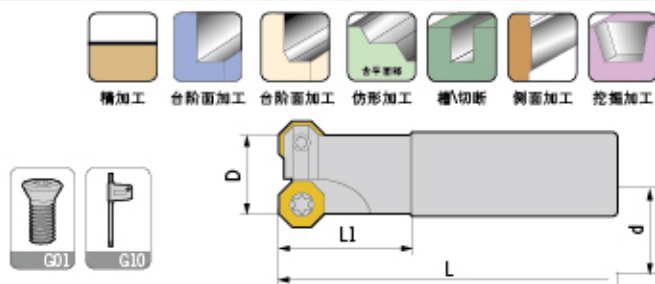

ASJ Cutter For Drilling And Milling
ASJ 钻铣共用型铣刀



型号 Specification	横刃 Cross	竖刃 Vertical	图示 Fig	D	d	L1	L2	L	横刀片 Cross insert	竖刀片 Vertical insert	刀片螺钉 Insert screw	旗形扳手 Wrench	重量 Weight
ASJ- C20-20-160-4T	1	3	A	20	20	35	-	160	ADMT100308L	ACMT100308R	M025W060	Q08B	0.35
C20-20-200-4T	1	3	B	20	20	35	100	200	ADMT100308L	ACMT100308R	M025W060	Q08B	0.45
C25-25-160-4T	1	3	A	25	25	40	-	160	ADMT12T308L	APMT12T308R	M030Y070-2	Q10R	0.55
C25-25-200-4T	1	3	B	25	25	40	100	200	ADMT12T308L	APMT12T308R	M030Y070-2	Q10R	0.75
C25-25-250-4T	1	3	B	25	25	40	115	250	ADMT12T308L	APMT12T308R	M030Y070-2	Q10R	0.95
C25-25-300-4T	1	3	B	25	25	40	165	300	ADMT12T308L	APMT12T308R	M030Y070-2	Q10R	1.15
C32-32-160-4T	1	3	A	32	32	50	-	160	APMT160408L	APMT150408R	M040S080-1	Q15B	0.90
C32-32-200-4T	1	3	B	32	32	50	100	200	APMT160408L	APMT150408R	M040S080-1	Q15B	1.25
C32-32-250-4T	1	3	B	32	32	50	115	250	APMT160408L	APMT150408R	M040S080-1	Q15B	1.55
C32-32-300-4T	1	3	B	32	32	50	165	300	APMT160408L	APMT150408R	M040S080-1	Q15B	1.85
C32-32-350-4T	1	3	B	32	32	50	165	350	APMT160408L	APMT150408R	M040S080-1	Q15B	2.20
C32-35-160-4T	1	3	A	35	32	50	-	160	APMT170408L	APMT150408R	M040S080-1	Q15B	1.00
C32-35-200-4T	1	3	A	35	32	50	-	200	APMT170408L	APMT150408R	M040S080-1	Q15B	1.25
C32-35-250-4T	1	3	A	35	32	50	-	250	APMT170408L	APMT150408R	M040S080-1	Q15B	1.60
C32-35-300-4T	1	3	A	35	32	50	-	300	APMT170408L	APMT150408R	M040S080-1	Q15B	1.90

适用 Suitable: 日立刀片 HITACHI Insert

SKM High-speed Milling Cutter SKM 高速面铣刀

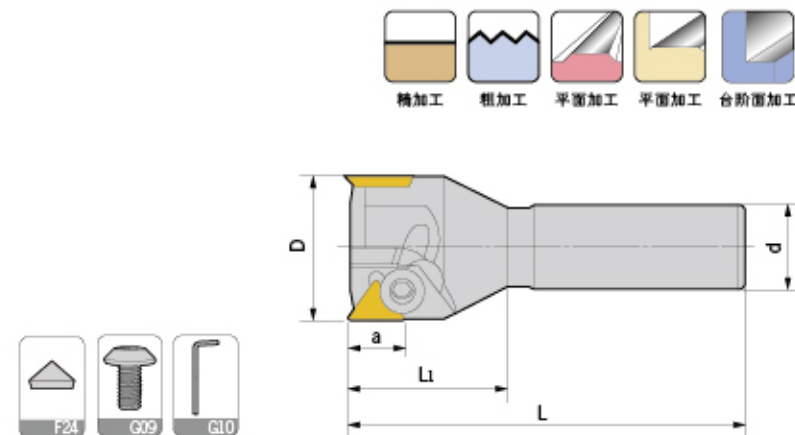


型号 Specification	刃数 Teeth	D	d	L1	L	刀片 Insert	刀片螺钉 Insert screw	旗形扳手 Wrench	重量 Weight
SKM- C20-25-120-2T	2	25	20	40	120	ODMT040408	M040R100-2	Q15B	0.30
C25-25-120-2T	2	25	25	40	120	ODMT040408	M040R100-2	Q15B	0.40
C25-32-120-3T	3	32	25	40	120	ODMT040408	M040R100-2	Q15B	0.50
C32-32-120-3T	3	32	32	40	120	ODMT040408	M040R100-2	Q15B	0.65
C32-40-120-4T	4	40	32	50	120	ODMT040408	M040R100-2	Q15B	0.85

适用 Suitable: 施特拉姆 STELLRAM Insert

TP

TP Shoulder Milling Cutter
TP 舍弃式直角铣刀

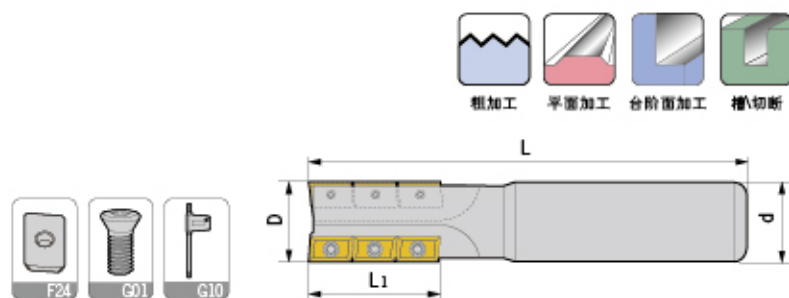


型号 Specification	刃数 Teeth	D	d	a	L1	L	刀片 Insert	伞形压板 Umbrella clamp	扳手 Wrench	重量 Weight
TP- C20-20-90-1T	1	20	20	9	30	90	TPMN110304	M050H080-TP	L03G	0.20
C20-25-100-2T	2	25	20	9	30	100	TPMN110304	M050H080-TP	L03G	0.24
C20-32-130-2T	2	32	20	14	40	130	TPMN160308	M060H120-TP	L04D	0.30
C20-35-130-2T	2	35	20	14	40	130	TPMN160308	M060H120-TP	L04D	0.37
C20-35-160-2T	2	35	20	14	40	160	TPMN160308	M060H120-TP	L04D	0.45
C20-35-200-2T	2	35	20	14	40	200	TPMN160308	M060H120-TP	L04D	0.55
C25-35-160-2T	2	35	25	14	40	160	TPMN160308	M060H120-TP	L04D	0.60
C25-35-200-2T	2	35	25	14	40	200	TPMN160308	M060H120-TP	L04D	0.80
C32-35-110-2T	2	35	32	14	40	110	TPMN160308	M060H120-TP	L04D	0.65
C32-35-160-2T	2	35	32	14	40	160	TPMN160308	M060H120-TP	L04D	0.95
C32-35-200-2T	2	35	32	14	40	200	TPMN160308	M060H120-TP	L04D	1.18
C20-40-160-3T	3	40	20	14	40	160	TPMN160308	M060H120-TP	L04D	0.46
C25-40-130-3T	3	40	25	14	40	130	TPMN160308	M060H120-TP	L04D	0.60
C25-40-160-3T	3	40	25	14	40	160	TPMN160308	M060H120-TP	L04D	0.80
C25-40-200-3T	3	40	25	14	40	200	TPMN160308	M060H120-TP	L04D	1.00
C32-40-115-3T	3	40	32	14	40	115	TPMN160308	M060H120-TP	L04D	0.72
C32-40-160-3T	3	40	32	14	40	160	TPMN160308	M060H120-TP	L04D	0.96
C32-40-200-3T	3	40	32	14	40	200	TPMN160308	M060H120-TP	L04D	1.21
C20-50-160-3T	3	50	20	14	40	160	TPMN160308	M060H120-TP	L04D	0.60
C25-50-160-3T	3	50	25	14	40	160	TPMN160308	M060H120-TP	L04D	0.79
C25-50-200-3T	3	50	25	14	40	200	TPMN160308	M060H120-TP	L04D	0.98
C32-50-160-3T	3	50	32	14	40	160	TPMN160308	M060H120-TP	L04D	1.09
C32-50-200-3T	3	50	32	14	40	200	TPMN160308	M060H120-TP	L04D	1.31
C20-63-160-3T	3	63	20	20	40	160	TPMN220412	M080H160-TP	L05D	0.70
C25-63-160-3T	3	63	25	20	40	160	TPMN220412	M080H160-TP	L05D	0.85
C32-63-160-3T	3	63	32	20	40	160	TPMN220412	M080H160-TP	L05D	1.22
C32-63-200-3T	3	63	32	20	45	200	TPMN220412	M080H160-TP	L05D	1.65

适用 Suitable: 德克刀片、三菱刀片 DEREK Or MITSUBISHI Insert

APE/SPE

APE Shell Mill For Roughing
APE 粗切削端铣刀



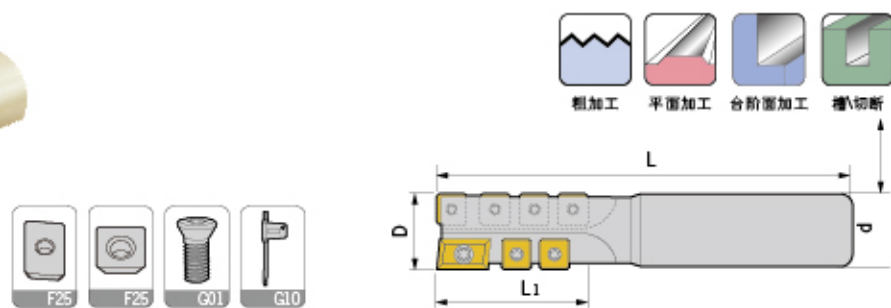
型号 Specification	刃数 Teeth	刀片数 Teeth	D	d	L1	L	刀片 Insert	刀片螺钉 Insert screw	旗形扳手 Wrench
APE- C20-20-107-2T	2	5	20	20	28	107	APKX1003	M025F060	Q08B
C25-25-125-2T	2	8	25	25	37	125	APKX1003	M025F060	Q08B
C32-32-135-3T	3	15	32	32	46	135	APKX1003	M025F060	Q08B

适用 SUITABLE: 德克刀片 DEREK Insert

特点 / Feature

■高刚性设计, 适合大切削。 ■High rigidity design, for high-feed cutting.

SPE Shell Mill For Roughing
SPE 粗切削端铣刀

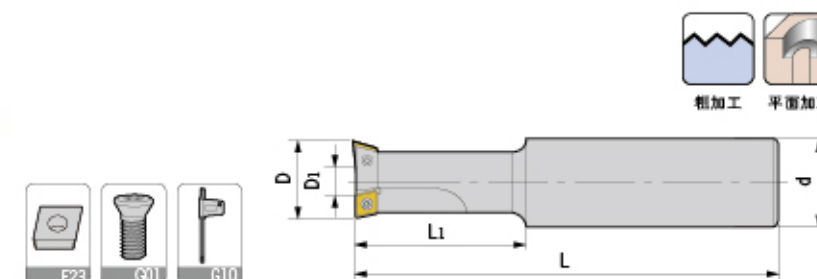


型号 Specification	刃数 Teeth	D	d	L1	L	T1	刀片1 Insert1	T2	刀片2 Insert2	刀片螺钉 Insert screw	旗形扳手 Wrench
C32-32-145-2T	2	32	32	45	145	1	APMX15T3	5	SPMX09T3	M040M100	Q15B
C40-40-160-4T	4	40	40	52	160	2	APMX15T3	10	SPMX09T3	M040M100	Q15B
C50-50-180-4T	4	50	50	56	180	2	APMX15T3	12	SPMX09T3	M040M100	Q15B

适用 SUITABLE: 德克刀片 DEREK Insert

CH/TP60°/45°/30°

CH Indexable Cutter For Pocketing
CH 螺丝沉头孔铣刀



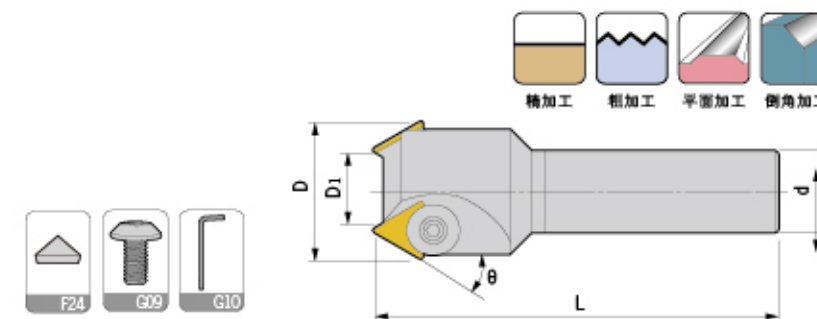
型号 Specification	刃数 Teeth	适用范围 For	D	D1	d	L1	L	刀片 Insert	刀片螺钉 Insert screw	扳手 Wrench	重量 Weight
CH- C25-14-M8-1T	1	M8	14	2.9	25	21	108	CCMT060204	M025W060	Q08B	0.32
C25-17.5-M10-2T	2	M10	17.5	5.3	25	26	115	CCMT060204	M025W060	Q08B	0.34
C25-20-M12-2T	2	M12	20	7.8	25	30	120	CCMT060204	M025W060	Q08B	0.35
C25-23-M14-2T	2	M14	23	10.8	25	34.5	126	CCMT060204	M025W060	Q08B	0.40
C32-26-M16-2T	2	M16	26	8.5	32	39	132	CPMT090308	M040R080-2	Q15B	0.50
C32-29-M18-2T	2	M18	29	11.5	32	43.5	138	CPMT090308	M040R080-2	Q15B	0.65
C32-32-M20-2T	2	M20	32	14.5	32	59	144	CPMT090308	M040R080-2	Q15B	0.87

适用 Suitable: 德克刀片、日立刀片 DEREK Or HITACHI Insert

特点 / Feature

■把传统的钻孔与沉头加工结合于一体, 一次加工完成, 大幅提高螺丝沉头孔的加工效率。
■For drilling and counter-sink machining as a whole. The best choice for machining the head of socket screws.

TP60°, 45°, 30° Chamfering Cutter
TP60°, 45°, 30° 直柄型倒角刀



型号 Specification	刃数 Teeth	D	D1	d	L	θ	刀片 Insert	伞形压板 Umbrella clamp	扳手 Wrench	重量 Weight
TP60- C25-40-120-2T	2	37.7	15.8	25	120	60	TPMN1603	M060H080-TP	L04D	0.55
TP45- C20-20-120-1T	1	20.4	4	20	120	45	TPMN1603	M060H080-TP	L04D	0.27
C20-32-120-2T	2	30.2	12	20	120	45	TPMN1603	M060H080-TP	L04D	0.32
C25-50-160-3T	3	49	24	25	160	45	TPMN2204	M080H120-TP	L05D	0.65
TP30- C25-40-120-2T	2	39	26	25	120	30	TPMN1603	M060H080-TP	L04D	0.53
C32-55-160-3T	3	54.5	36	32	160	30	TPMN2204	M080H120-TP	L05D	0.98

适用 Suitable: 德克刀片、三菱刀片 DEREK Or MITSUBISHI Insert

特点 / Feature

■本刀可30度, 45度, 60度切削, 亦可做倒角。 ■For chamfering different angles 30°, 45° and 60°.
■适合一般铣床, 综合切削中心机。 ■For general milling machine and machine center.

EM45°/SSK45°

EM45° Internal And External Chamfering Cutter
EM45° 内外倒角刀



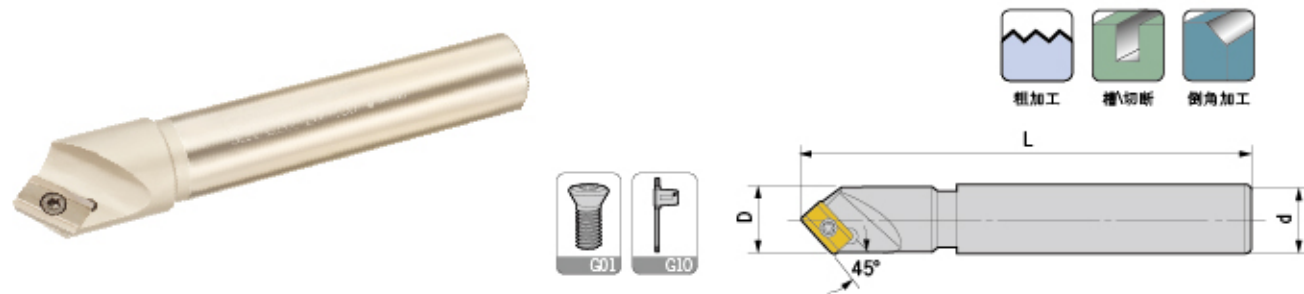
型号 Specification	刃数 Teeth	D	D1	d	L1	L	刀片 Insert	刀片螺钉 Insert screw	旗形扳手 Wrench	重量 Weight
EM45- C3/4-25-110-2T	2	25	38	19.05	35	110	SPMW090304	M040S100-1	Q15B	0.26
C20-25-110-2T	2	25	38	20	35	110	SPMW090304	M040S100-1	Q15B	0.40
C25-25-150-2T	2	25	38	25	35	150	SPMW090304	M040S100-1	Q15B	0.55
C25-30-150-2T	2	30	43	25	35	150	SPMW090304	M040S100-1	Q15B	0.59

适用 Suitable: 德克刀片、三菱刀片 DEREK Or MITSUBISHI Insert

特点 / Feature

- 高刚性设计, 适合大切削。 ■For high-feed cutting with a high rigidity.
- 用于切槽, 倒角加工, 平面铣削。 ■For slot cutting, chamfering and face milling.
- 刀片形状为正方形, 使用时可转位四次, 更经济。 ■For inserts with four cutting edges.

SSK45° Chamfering Cutter SSK45° 舍弃式倒角刀



型号 Specification	刃数 Teeth	D	d	L	倒角范围 Chamfering range	刀片 Insert	刀片螺钉 Insert screw	旗形扳手 Wrench	重量 Weight
SSK- C20-22-130-1T	1	22	20	130	3-20	ADNT160308	M040S080-1	Q15B	0.30

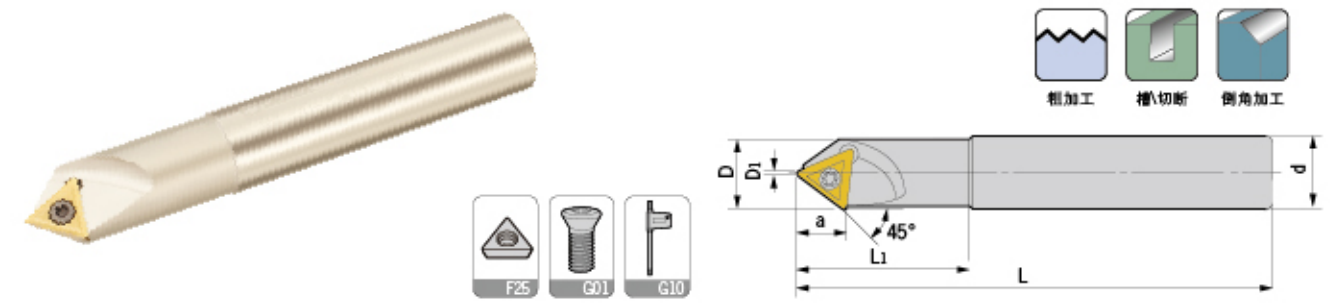
适用 Suitable: 日立刀片 HITACHI Insert

特点 / Feature

- 本铣刀可45度切削, 亦可做倒角。 ■Milling with an angle of 45°, and chamfering.
- 适合一般铣床, 综合切削中心机。 ■For general milling machine and machine center.

SSP45°/SB45°

SSP45° Cutter For Centering And Chamfering
SSP45° 定位倒角刀



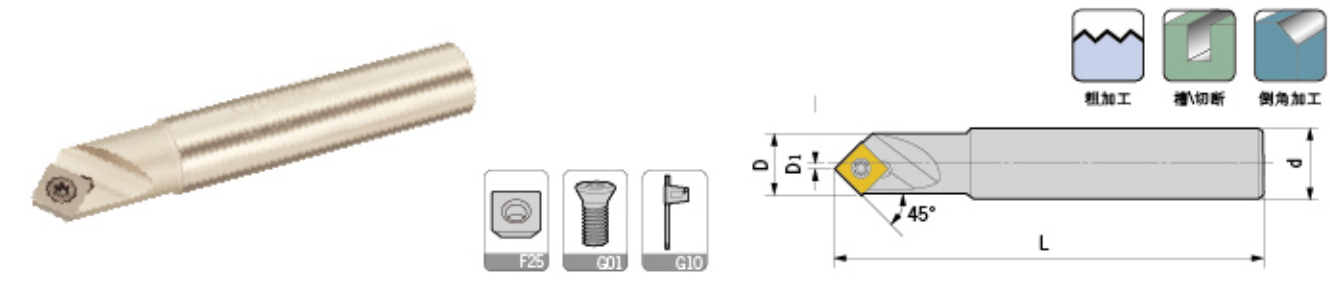
型号 Specification	刃数 Teeth	D	D1	d	a	L1	L	倒角范围 Chamfering range	刀片 Insert	刀片螺钉 Insert screw	旗形扳手 Wrench	重量 Weight
SSP- C20-20-130-1T	1	20	0	20	11.3	20	130	0-20	TCMX16T308	M040R090	Q15B	0.28

适用 Suitable: 德克刀片 DEREK Insert

特点 / Feature

- 本铣刀可45度切削, 亦可做倒角, V槽切削, 可中心定位钻使用。
- 适合一般铣床, CNC铣床, CNC车床, 钻床倒角。
- Milling with an angle of 45°, chamfering, V-slot cutting and centering.
- For milling machine, CNC milling machine, CNC turning machine and drilling machine.

SB45° Chamfering Cutter SB45° 新型倒角刀



型号 Specification	刃数 Teeth	D	D1	d	L	倒角范围 Chamfering range	刀片 Insert	刀片螺钉 Insert screw	旗形扳手 Wrench	重量 Weight
SB- C16-16-100-1T	1	16	1.5	16	100	6.5-16	SPMW090304	M040S080-1	Q15B	0.15

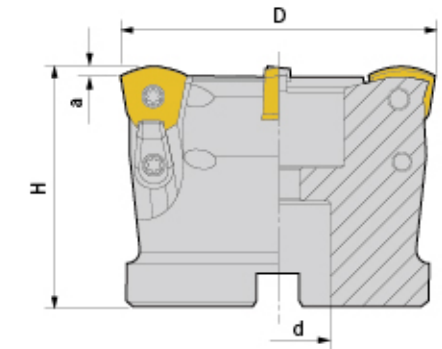
适用 Suitable: 德克刀片、三菱刀片 DEREK Or MITSUBISHI Insert

特点 / Feature

- 每个刀片具有四个刀刃, 经济耐用。 ■Four cutting edges on each insert, with high cost effectiveness.
- 倒角, 切端面槽。 ■Chamfering.

AJX

AJX High-feed Face Mill
AJX 大进给面铣刀头



型号 Specification	刃数 Teeth	D	d	a	H	刀片 Insert	刀片螺钉 Insert screw	压板 Clamp	压板螺钉 Clamp Screw	旗形扳手 Wrench	重量 Weight
AJX 12-50-22-4T	4	50	22	2	50	JDMW120420	M040R100-2	YD-13	M040S100-1	Q15B	0.40
12-63-22-4T	4	63	22	2	50	JDMW120420	M040R100-2	YD-13	M040S100-1	Q15B	0.75
14-63-22-4T	4	63	22	2	50	JDMW140520	M050Y120-2	YD-16	M050Y110-2	Q20B	0.75
14-80-27-4T	4	80	27	2	50	JDMW140520	M050Y120-2	YD-16	M050Y110-2	Q20B	1.00
14-80-27-5T	5	80	27	2	50	JDMW140520	M050Y120-2	YD-16	M050Y110-2	Q20B	1.00
14-100-32-5T	5	100	32	2	63	JDMW140520	M050Y120-2	YD-16	M050Y110-2	Q20B	1.25
12-50-25.4-4T	4	50	25.4	2	50	JDMW120420	M040R100-2	YD-13	M040S100-1	Q15B	0.40
12-63-25.4-4T	4	63	25.4	2	50	JDMW120420	M040R100-2	YD-13	M040S100-1	Q15B	0.75
14-63-25.4-4T	4	63	25.4	2	50	JDMW140520	M050Y120-2	YD-16	M050Y110-2	Q20B	0.75
14-80-25.4-4T	4	80	25.4	2	50	JDMW140520	M050Y120-2	YD-16	M050Y110-2	Q20B	1.00
14-80-25.4-5T	5	80	25.4	2	50	JDMW140520	M050Y120-2	YD-16	M050Y110-2	Q20B	1.00
14-100-31.75-5T	5	100	31.75	2	63	JDMW140520	M050Y120-2	YD-16	M050Y110-2	Q20B	1.20

适用 Suitable: 德克刀片、三菱刀片 DEREK Or MITSUBISHI Insert

舍弃式切削刀具
MILLING CUTTERS

双刃铣刀头
Double-flute Milling Cutter

键槽式铣刀头
Keyway Milling Cutter

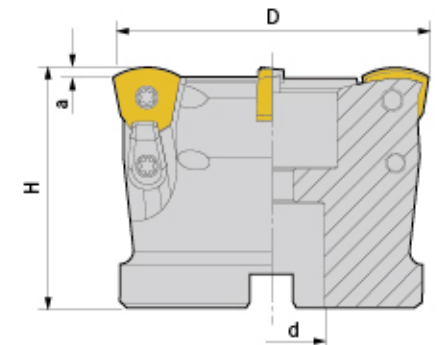
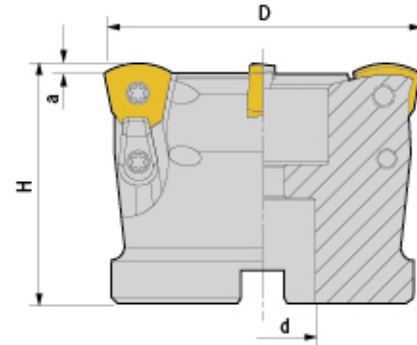
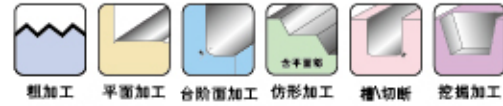
可转位铣刀杆
Indexable Milling Bar

倒角刀
Chamfer Cutter

可转位面铣刀
Indexable Face Mill

玉米铣刀
CORN MILL

槽铣刀
Slot Mill

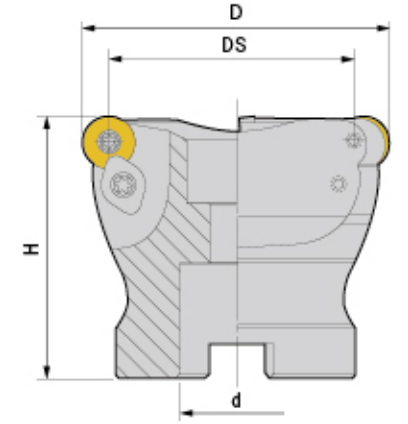
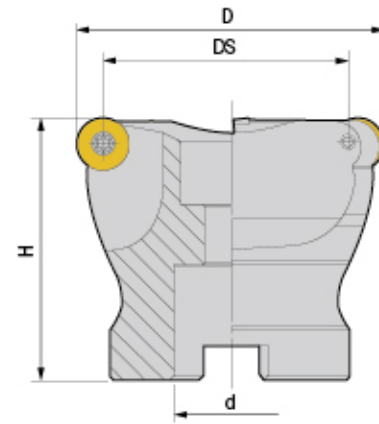


型号 Specification	刃数 Teeth	D	d	a	H	刀片 Insert	刀片螺钉 Insert screw	压板 Clamp	压板螺钉 Clamp Screw	旗形扳手 Wrench	重量 Weight
TXP-50-22-4T	4	50	22	1.5	50	WPMW06X415ZPR	M040S100-1	YD-13	M040S100-1	Q15B	0.40
63-22-4T	4	63	22	1.5	50	WPMT080615ZPR	M050Y120-1	YD-16	M050Y110-2	Q20B	0.65
80-27-4T	4	80	27	1.5	50	WPMT080615ZPR	M050Y120-1	YD-16	M050Y110-2	Q20B	1.00
80-27-5T	5	80	27	1.5	50	WPMT080615ZPR	M050Y120-1	YD-16	M050Y110-2	Q20B	1.00
100-32-6T	6	100	32	1.5	50	WPMT080615ZPR	M050Y120-1	YD-16	M050Y110-2	Q20B	1.25
63-25.4-4T	4	63	25.4	1.5	50	WPMT080615ZPR	M050Y120-1	YD-16	M050Y110-2	Q20B	0.65
80-25.4-4T	4	80	25.4	1.5	50	WPMT080615ZPR	M050Y120-1	YD-16	M050Y110-2	Q20B	1.00
80-25.4-5T	5	80	25.4	1.5	50	WPMT080615ZPR	M050Y120-1	YD-16	M050Y110-2	Q20B	1.00
100-31.75-6T	6	100	31.75	1.5	50	WPMT080615ZPR	M050Y120-1	YD-16	M050Y110-2	Q20B	1.20

适用 Suitable: 德克刀片、东芝刀片 DEREK Or TUNGALOY Insert

型号 Specification	刃数 Teeth	D	d	a	H	刀片 Insert	刀片螺钉 Insert screw	压板 Clamp	压板螺钉 Clamp Screw	旗形扳手 Wrench	重量 Weight
SKS 08-50-22-4T	4	50	22	2	50	WDMW080520ZTR	M045Y110	YD-16	M045Y110	Q20B	0.40
08-63-22-4T	4	63	22	2	50	WDMT080520ZER	M045Y110	YD-16	M045Y110	Q20B	0.65
08-80-27-5T	5	80	27	2	50	WDMW080520ZTR	M045Y110	YD-16	M045Y110	Q20B	1.00
08-100-32-6T	6	100	32	2	55	WDMW080520ZTR	M045Y110	YD-16	M045Y110	Q20B	1.25
10-63-22-4T	4	63	22	2.5	50	WDMW10X620ZTR	M045Y110	YD-16	M045Y110	Q20B	0.65
10-80-27-4T	4	80	27	2.5	50	WDMT10X620ZER	M045Y110	YD-16	M045Y110	Q20B	1.00
10-100-32-5T	5	100	32	2.5	55	WDMW10X620ZTR	M045Y110	YD-16	M045Y110	Q20B	1.25
08-63-25.4-4T	4	63	25.4	2	50	WDMW080520ZTR	M045Y110	YD-16	M045Y110	Q20B	0.65
08-80-25.4-5T	5	80	25.4	2	50	WDMT080520ZER	M045Y110	YD-16	M045Y110	Q20B	1.00
08-100-31.75-6T	6	100	31.75	2	55	WDMW080520ZTR	M045Y110	YD-16	M045Y110	Q20B	1.20
10-63-25.4-4T	4	63	25.4	2.5	50	WDMW10X620ZTR	M045Y110	YD-16	M045Y110	Q20B	0.65
10-80-25.4-4T	4	80	25.4	2.5	50	WDMT10X620ZER	M045Y110	YD-16	M045Y110	Q20B	1.00
10-100-31.75-5T	5	100	31.75	2.5	55	WDMW10X620ZTR	M045Y110	YD-16	M045Y110	Q20B	1.20

适用 Suitable: 德克刀片、黛杰刀片 DEREK Or DIJET Insert

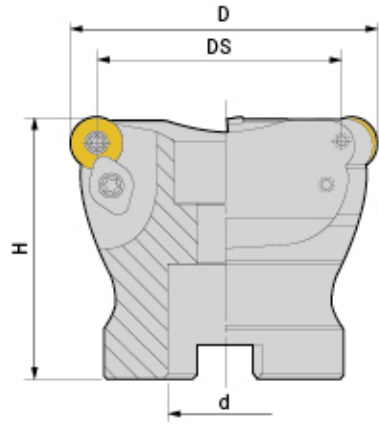


型号 Specification	刃数 Teeth	D	DS	d	H	刀片 Insert	刀片螺钉 Insert screw	压板 Clamp	压板螺钉 Clamp Screw	旗形扳手 Wrench	重量 Weight
JRC- 5R50-22-4T	4	50	40	22	50	RC *T10T3	M035T085	-	-	Q15B	0.35
5R50-25.4-4T	4	50	40	25.4	50	RC *T10T3	M035T085	-	-	Q15B	0.35
5R63-22-4T	4	63	53	22	50	RC *T10T3	M035T085	-	-	Q15B	0.55
5R63-25.4-4T	4	63	53	25.4	50	RC *T10T3	M035T085	-	-	Q15B	0.55
6R50-22-4T	4	50	38	22	50	RC *T1204	M035T085	-	-	Q15B	0.35
6R50-22-P-4T	4	50	38	22	50	RC *T1204	M035T085	YD-14	M035T085	Q15B	0.35
6R50-25.4-4T	4	50	38	25.4	50	RC *T1204	M035T085	-	-	Q15B	0.35
6R63-22-4T	4	63	51	22	50	RC *T1204	M035T085	-	-	Q15B	0.55
6R63-22-P-4T	4	63	51	22	50	RC *T1204	M035T085	YD-14	M035T085	Q15B	0.55
6R63-25.4-4T	4	63	51	25.4	50	RC *T1204	M035T085	-	-	Q15B	0.55

适用 Suitable: 德克刀片、山特维克刀片 DEREK Or SANDVIK Insert

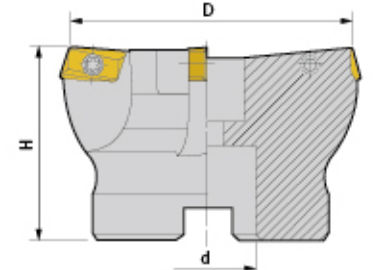
型号 Specification	刃数 Teeth	D	DS	d	H	刀片 Insert	刀片螺钉 Insert screw	压板 Clamp	压板螺钉 Clamp Screw	旗形扳手 Wrench	重量 Weight
EMRW- 5R50-22-4T	4	50	40	22	50	RPMW1003	M040S100-1	YS-43	M040S120	Q15B	0.35
5R50-25.4-4T	4	50	40	25.4	50	RPMW1003	M040S100-1	YS-43	M040S120	Q15B	0.35
5R63-22-4T	4	63	53	22	50	RPMW1003	M040S100-1	YS-43	M040S120	Q15B	0.55
5R63-22-5T	5	63	53	22	50	RPMW1003	M040S100-1	YS-43	M040S120	Q15B	0.55
5R63-25.4-4T	4	63	53	25.4	50	RPMW1003	M040S100-1	YS-43	M040S120	Q15B	0.55
5R63-25.4-5T	5	63	53	25.4	50	RPMW1003	M040S100-1	YS-43	M040S120	Q15B	0.55
5R80-27-5T	5	80	70	27	50	RPMW1003	M040S100-1	YS-43	M040S120	Q15B	0.35
5R100-32-5T	5	100	90	32	50	RPMW1003	M040S100-1	YS-43	M040S120	Q15B	0.30
5R100-32-6T	6	100	90	32	50	RPMW1003	M040S100-1	YS-43	M040S120	Q15B	0.30
6R50-22-4T	4	50	38	22	50	RPMW1204	M040S100-1	YS-43	M040S120	Q15B	0.50
6R50-25.4-4T	4	50	38	25.4	50	RPMW1204	M040S100-1	YS-43	M040S120	Q15B	0.50
6R63-22-4T	4	63	51	22	50	RPMW1204	M040S100-1	YS-43	M040S120	Q15B	0.75
6R63-22-5T	5	63	51	22	50	RPMW1204	M040S100-1	YS-43	M040S120	Q15B	0.75
6R63-25.4-4T	4	63	51	25.4	50	RPMW1204	M040S100-1	YS-43	M040S120	Q15B	0.75
6R63-25.4-5T	5	63	51	25.4	50	RPMW1204	M040S100-1	YS-43	M040S120	Q15B	0.75
6R80-25.4-6T	6	80	68	25.4	50	RPMW1204	M040S100-1	YS-43	M040S120	Q15B	0.95
6R80-27-6T	6	80	68	27	50	RPMW1204	M040S100-1	YS-43	M040S120	Q15B	1.05
6R100-31.75-6T	6	100	88	31.75	50	RPMW1204	M040S100-1	YS-43	M040S120	Q15B	1.20
6R100-32-5T	5	100	88	32	50	RPMW1204	M040S100-1	YS-43	M040S120	Q15B	1.25
6R100-32-6T	6	100	88	32	50	RPMW1204	M040S100-1	YS-43	M040S120	Q15B	1.25

适用 Suitable: 德克刀片、三菱刀片 DEREK Or MITSUBISHI Insert



型号 Specification	刃数 Teeth	D	DS	d	H	刀片 Insert	刀片螺钉 Insert screw	压板 Clamp	压板螺钉 Clamp Screw	旗形扳手 Wrench	重量 Weight
TRS- 5R50-22-4T	4	50	40	22	50	RDMT10T3	M040R090	YS-43	M040S120	Q15B	0.35
5R50-25.4-4T	4	50	40	25.4	50	RDMT10T3	M040R090	YS-43	M040S120	Q15B	0.35
5R63-22-5T	5	63	53	22	50	RDMT10T3	M040R090	YS-43	M040S120	Q15B	0.55
5R63-25.4-4T	4	63	53	25.4	50	RDMT10T3	M040R090	YS-43	M040S120	Q15B	0.55
5R63-25.4-5T	5	63	53	25.4	50	RDMT10T3	M040R090	YS-43	M040S120	Q15B	0.55
6R50-22-4T	4	50	38	22	50	RDMT1204	M040R100-2	YS-43	M040S120	Q15B	0.35
6R50-25.4-4T	4	50	38	25.4	50	RDMT1204	M040R100-2	YS-43	M040S120	Q15B	0.35
6R63-22-4T	4	63	51	22	50	RDMT1204	M040R100-2	YS-43	M040S120	Q15B	0.50
6R63-22-5T	5	63	51	22	50	RDMT1204	M040R100-2	YS-43	M040S120	Q15B	0.50
6R63-25.4-4T	4	63	51	25.4	50	RDMT1204	M040R100-2	YS-43	M040S120	Q15B	0.51
6R63-25.4-5T	5	63	51	25.4	50	RDMT1204	M040R100-2	YS-43	M040S120	Q15B	0.51
6R80-27-6T	6	80	68	27	50	RDMT1204	M040R100-2	YS-43	M040S120	Q15B	0.90
6R100-32-6T	6	100	88	32	50	RDMT1204	M040R100-2	YS-43	M040S120	Q15B	1.20
8R63-22-4T	4	63	47	22	50	RDMX1604	M050Y110-1	YS-52	M050Y110-2	Q20B	0.50
8R63-25.4-4T	4	63	47	25.4	50	RDMX1604	M050Y110-1	YS-52	M050Y110-2	Q20B	0.50
8R80-25.4-4T	4	80	64	25.4	50	RDMX1604	M050Y110-1	YS-52	M050Y110-2	Q20B	1.15
8R80-27-5T	5	80	64	27	50	RDMX1604	M050Y110-1	YS-52	M050Y110-2	Q20B	0.85
8R100-31.75-5T	5	100	84	31.75	50	RDMX1604	M050Y110-1	YS-52	M050Y110-2	Q20B	1.20
8R100-32-4T	4	100	84	32	50	RDMX1604	M050Y110-1	YS-52	M050Y110-2	Q20B	1.25
8R100-32-5T	5	100	84	32	50	RDMX1604	M050Y110-1	YS-52	M050Y110-2	Q20B	1.25

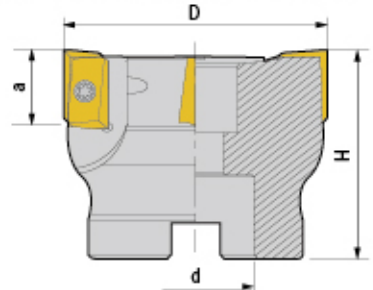
适用 Suitable: 德克刀片、日立刀片 DEREK Or HITACHI Insert



型号 Specification	刃数 Teeth	D	d	H	刀片 Insert	刀片螺钉 Insert screw	旗形扳手 Wrench	重量 Weight
PE- 63-22-4T	4	63	22	50	APMT1604	M040S100-1	Q15B	0.65
63-25.4-4T	4	63	25.4	50	APMT1604	M040S100-1	Q15B	0.70
80-27-5T	5	80	27	50	APMT1604	M040S100-1	Q15B	1.00
80-25.4-5T	5	80	25.4	50	APMT1604	M040S100-1	Q15B	1.25
100-32-5T	5	100	32	50	APMT1604	M040S100-1	Q15B	1.25

适用 Suitable: 德克刀片、三菱刀片 DEREK Or MITSUBISHI Insert

400R Square Face Mill 400R清角平面铣刀头

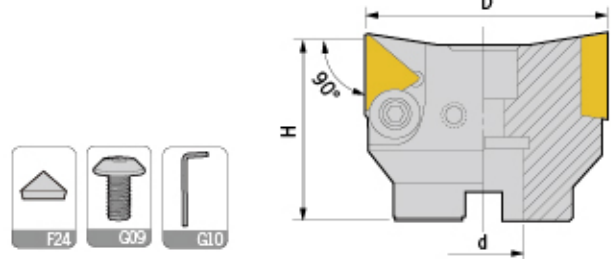


型号 Specification	刃数 Teeth	D	d	a	H	刀片 Insert	刀片螺钉 Insert screw	旗形扳手 Wrench	重量 Weight
50-22-4T	4	50	22	16	50	APMT1604	M040S100-1	Q15B	0.40
50-25.4-4T	4	50	25.4	16	50	APMT1604	M040S100-1	Q15B	0.40
63-22-4T	4	63	22	16	50	APMT1604	M040S100-1	Q15B	0.65
63-22-5T	5	63	22	16	50	APMT1604	M040S100-1	Q15B	0.65
63-25.4-4T	4	63	25.4	16	50	APMT1604	M040S100-1	Q15B	0.65
63-25.4-5T	5	63	25.4	16	50	APMT1604	M040S100-1	Q15B	0.65
80-25.4-6T	6	80	25.4	16	50	APMT1604	M040S100-1	Q15B	1.00
80-27-6T	6	80	27	16	50	APMT1604	M040S100-1	Q15B	1.00
100-31.75-6T	6	100	31.75	16	50	APMT1604	M040S100-1	Q15B	1.25
100-32-6T	6	100	32	16	50	APMT1604	M040S100-1	Q15B	1.25
125-38.1-8T	8	125	38.1	16	63	APMT1604	M040S100-1	Q15B	3.10
125-40-8T	8	125	40	16	63	APMT1604	M040S100-1	Q15B	3.10
160-40-8T	8	160	40	16	63	APMT1604	M040S100-1	Q15B	5.10
160-50.80-8T	8	160	50.8	16	63	APMT1604	M040S100-1	Q15B	4.80

适用 Suitable: 德克刀片、三菱刀片 DEREK Or MITSUBISHI Insert

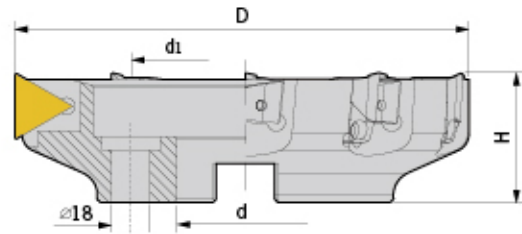

TP90°

TP90° Square Face Mill
TP90° 直角面铣刀头



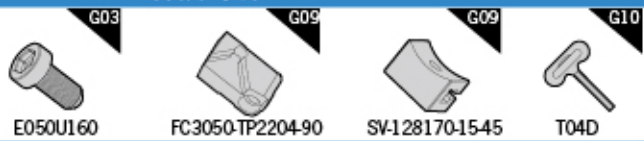
型号 Specification	刃数 Teeth	D	d	H	刀片 Insert	伞形压板 Clamp	垫片 Washer	垫片螺钉 Screw	L型扳手 Wrench	重量 Weight
TP90-50-22-3T	3	50	22	50	TPMN1603	M060H120-TP	-	-	L04D	0.40
63-22-3T	3	63	22	50	TPMN2204	M080H160-TP	MT2204	M040S080-1	L05D	0.75
80-27-4T	4	80	27	50	TPMN2204	M080H160-TP	MT2204	M040S080-1	L05D	1.00
100-32-4T	4	100	32	50	TPMN2204	M080H160-TP	MT2204	M040S080-1	L05D	1.25
125-40-6T	6	125	40	63	TPMN2204	M080H160-TP	MT2204	M040S080-1	L05D	2.70

适用 Suitable: 德克刀片 DEREK Insert



型号 Specification	刃数 Teeth	D	d	d1	H	重量 Weight
TP90-160-50.8-8T	8	160	50.8	-	63	7.30
200-47.625-10T	10	200	47.625	101.6	63	11.45
250-47.625-12T	12	250	47.625	101.6	63	13.65
300-47.625-14T	14	300	47.625	101.6	63	22.10

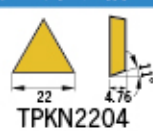
替换零件 Accessories



注: 只要更换刀片座, 同一个TP刀头可重复利用。
NOTICE: Maximizes the tool life by only changing the insert holder.

型号 Specification	刃数 Teeth	D	d	d1	H	重量 Weight
TP90-160-40-8T	8	160	40	-	63	7.50
200-60-10T	10	200	60	101.6	63	11.70
250-60-12T	12	250	60	101.6	63	13.90
300-60-14T	14	300	60	101.6	63	22.40

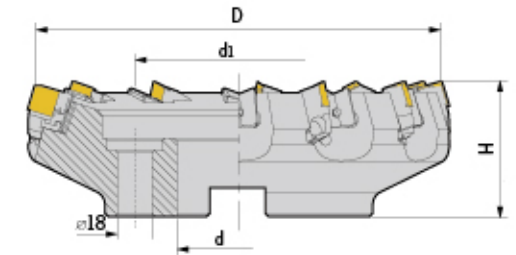
使用刀片规格 Insert



适用: 德克刀片
Suitable: DEREK Insert

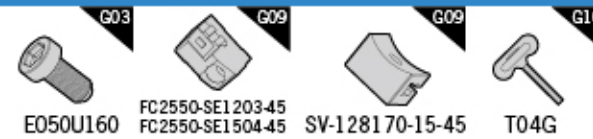
FP45°/FP75°

FP45° Face Mill Head
FP45° 平面铣刀头



型号 Specification	刃数 Teeth	D	d	d1	H	重量 Weight
FP45-80-25.4-5T	5	80	25.4	-	50	1.90
100-31.75-5T	5	100	31.75	-	50	2.40
125-38.1-6T	6	125	38.1	-	63	5.50
160-50.8-8T	8	160	50.8	-	63	7.30
200-47.625-10T	10	200	47.625	101.6	63	11.45
250-47.625-12T	12	250	47.625	101.6	63	18.15
300-47.625-14T	14	300	47.625	101.6	63	22.10

替换零件 Accessories



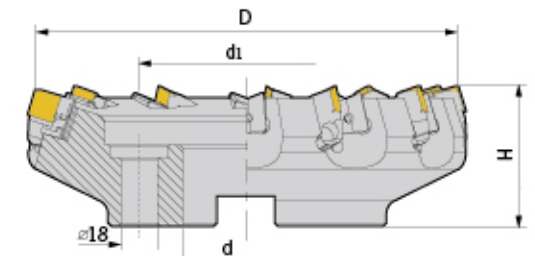
注: 只要更换刀片座, 同一个FP规格刀头可使用SEKN1203, SEKN1504二种刀片。 适用: 德克刀片
Notice: For both inserts SEKN1203 and SEKN1504 by only changing suitable insert holder. Suitable: DEREK Insert

型号 Specification	刃数 Teeth	D	d	d1	H	重量 Weight
FP45-80-27-5T	5	80	27	-	50	2.05
100-32-5T	5	100	32	-	50	2.55
125-40-6T	6	125	40	-	63	5.70
160-40-8T	8	160	40	-	63	7.50
200-60-10T	10	200	60	101.6	63	11.70
250-60-12T	12	250	60	101.6	63	18.35
300-60-14T	14	300	60	101.6	63	22.40

使用刀片规格 Insert specification



FP75° Face Mill Head FP75° 平面铣刀头



型号 Specification	刃数 Teeth	D	d	d1	H	重量 Weight
FP75-80-25.4-4T	4	80	25.4	-	50	1.90
100-31.75-6T	6	100	31.75	-	50	2.40
125-38.1-8T	8	125	38.1	-	63	5.50
160-50.8-10T	10	160	50.8	-	63	7.30
200-47.625-12T	12	200	47.625	101.6	63	11.45
250-47.625-14T	14	250	47.625	101.6	63	18.15
300-47.625-16T	16	300	47.625	101.6	63	22.10

替换零件 Accessories



注: 只要更换刀片座, 同一个FP规格刀头可使用SPKN1203, SPKN1504二种刀片。 适用: 德克刀片
Notice: For both inserts SPKN1203 and SPKN1504 by only changing suitable insert holder. Suitable: DEREK Insert

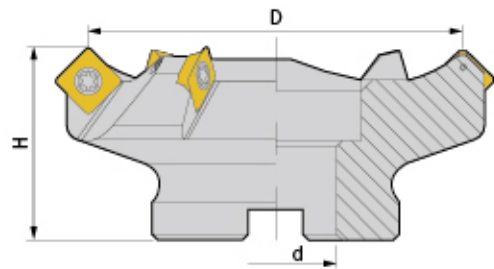
型号 Specification	刃数 Teeth	D	d	d1	H	重量 Weight
FP75-80-27-5T	5	80	27	-	50	2.05
100-32-6T	6	100	32	-	50	2.55
125-40-8T	8	125	40	-	63	5.70
160-40-10T	10	160	40	-	63	7.50
200-60-12T	12	200	60	101.6	63	11.70
250-60-14T	14	250	60	101.6	63	18.35
300-60-16T	16	300	60	101.6	63	22.40

使用刀片规格 Insert specification



SE45°

SE45° High-speed Face Mill
SE45° 高速平面铣刀头

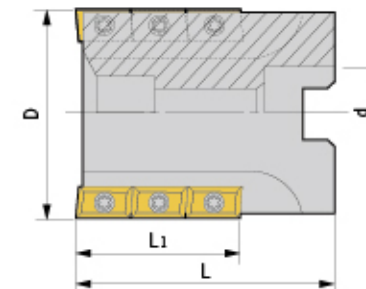


型号 Specification	刃数 Teeth	D	d	H	刀片 Insert	刀片螺钉 Insert screw	旗形扳手 Wrench	重量 Weight
SE45- 50-22-4T	4	50	22	50	SEKT1204	M050Y110-2	Q20B	0.50
63-22-5T	5	63	22	50	SEKT1204	M050Y110-2	Q20B	0.75
63-25.4-5T	5	63	25.4	50	SEKT1204	M050Y110-2	Q20B	0.75
80-27-5T	5	80	27	50	SEKT1204	M050Y110-2	Q20B	1.15
80-25.4-5T	5	80	25.4	50	SEKT1204	M050Y110-2	Q20B	1.15
100-31.75-6T	6	100	31.75	50	SEKT1204	M050Y110-2	Q20B	1.75
100-32-6T	6	100	32	50	SEKT1204	M050Y110-2	Q20B	1.75
125-38.1-6T	6	125	38.1	63	SEKT1204	M050Y110-2	Q20B	3.75
125-40-6T	6	125	40	63	SEKT1204	M050Y110-2	Q20B	3.15
160-40-6T	6	160	40	63	SEKT1204	M050Y110-2	Q20B	5.10
160-50.8-6T	6	160	50.8	63	SEKT1204	M050Y110-2	Q20B	5.10

适用 Suitable: 德克刀片 DEREK Insert

AMC/PMC

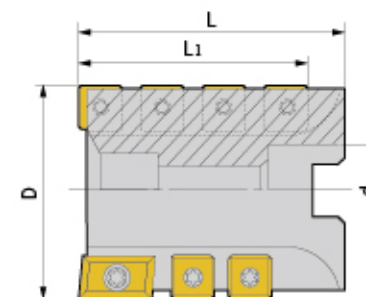

AMC Shell Mill For Roughing
AMC 壳式粗切削端铣刀



型号 Specification	刃数 Teeth	D	d	L1	L	刀片 Insert	刀片螺钉 Insert screw	旗形扳手 Wrench
AMC- 50-22-4T	12	50	22	42	69	ADKX1505	M040N100	Q15B
63-27-4T	12	63	27	42	69	ADKX1505	M040N100	Q15B

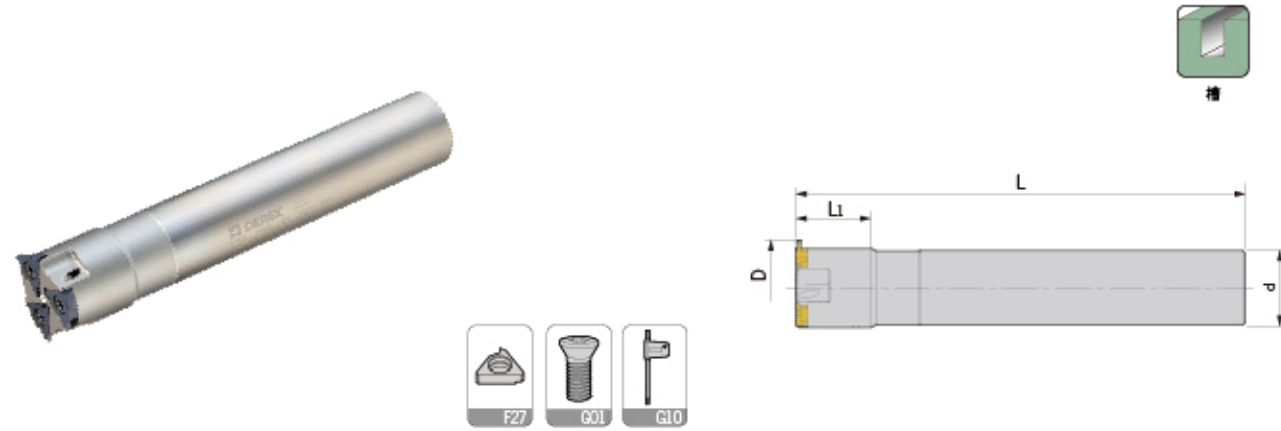
适用 Suitable: 德克刀片 DEREK Insert

PMC Shell Cutter For Roughing
PMC 壳式粗切削端铣刀



型号 Specification	刃数 Teeth	D	d	L1	L1	T1	刀片1 Insert1	T2	刀片2 Insert2	刀片螺钉 Insert screw	旗形扳手 Wrench
PMC- 63-27-4T	4	63	27	50	80	2	APMX1504	10	SPMX1204	M050M110	Q20B
80-32-6T	6	80	32	60	80	3	APMX1504	18	SPMX1204	M050M110	Q20B
100-40-6T	6	100	40	76	100	3	APMX1504	21	SPMX1204	M050M110	Q20B

适用 Suitable: 德克刀片 DEREK Insert



型号 Specification	刃数 Teeth	D	d	L1	L	刀片 Insert	刀片螺钉 Insert screw	旗形扳手 Wrench	重量 Weight
TDC- C20-19-125-1T	1	19	20	35	125	TD16	M040S100-1	Q15B	0.20
C20-24-125-1T	1	24	20	40	125	TD16	M040S100-1	Q15B	0.30
C25-32-150-3T	3	32	25	50	150	TD16	M040S100-1	Q15B	0.80
C32-40-150-3T	3	40	32	50	150	TD16	M040S100-1	Q15B	0.90

适用 Suitable: 德克刀片 DEREK Insert



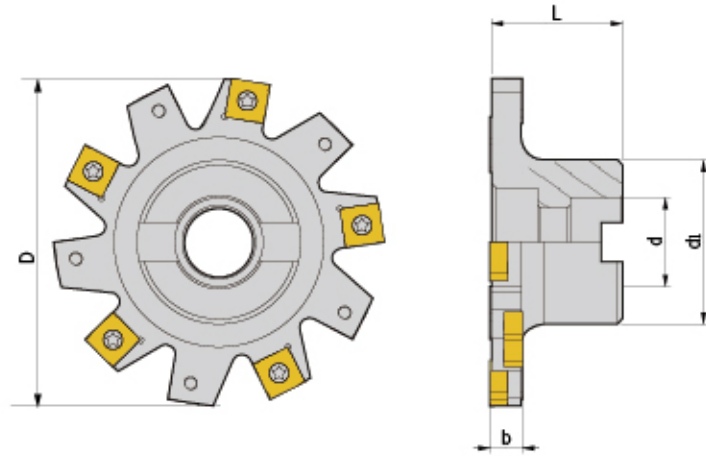
型号 Specification	刃数 Teeth	D	d	H	刀片 Insert	刀片螺钉 Insert screw	旗形扳手 Wrench	重量 Weight
TDCW- 50-22-6T	6	50	22	50	TD16	M040S100-1	Q15B	0.30
63-22-8T	8	63	22	50	TD16	M040S100-1	Q15B	0.50
80-27-10T	10	80	27	50	TD16	M040S100-1	Q20B	1.10

适用 Suitable: 德克刀片 DEREK Insert

注: TDC / TDCW 的切深与切宽请参考以下刀片表格数据。
Notice: TDC / TDCW cutting depth and width as per below insert data.

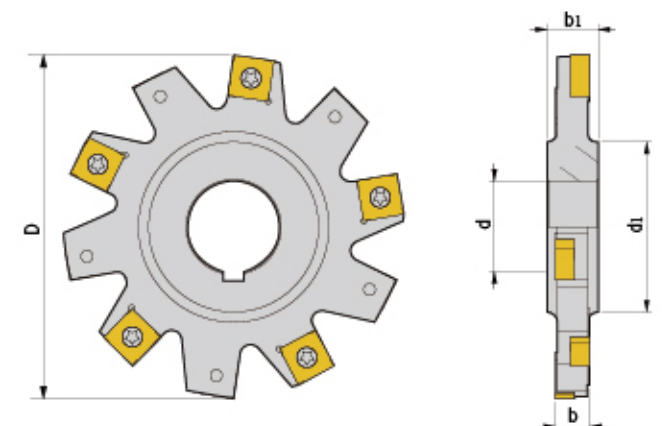
图示 Fig	型号 Specification	S	B	R	刀片材质 Composition	库存 Stock	适用被加工材料 P M K		
	TD16-100	1.00	2.30	0.1	CP5220	▲	P钢	M 不锈钢	K 铸铁
	TD16-110	1.10	2.30	0.1	CP5220	▲			
	TD16-130	1.30	2.10	0.1	CP5220	▲			
	TD16-150	1.50	2.50	0.1	CP5220	▲			
	TD16-160	1.60	2.50	0.1	CP5220	▲			
	TD16-185	1.85	2.50	0.1	CP5220	▲			
	TD16-200	2.00	2.50	0.1	CP5220	▲			
	TD16-215	2.15	2.70	0.2	CP5220	▲			
	TD16-250	2.50	2.50	0.2	CP5220	▲			
	TD16-265	2.65	2.70	0.2	CP5220	▲			
	TD16-300	3.00	2.80	0.2	CP5220	▲			
	TD16-315	3.15	3.00	0.2	CP5220	▲			
TD16-320	3.20	3.00	0.2	CP5220	▲				

注: ▲ 常备库存 △ 生产计划中 ○ 按订单生产
Notice: ▲ Excellent (Instock) △ Good (Instock) ○ On Request



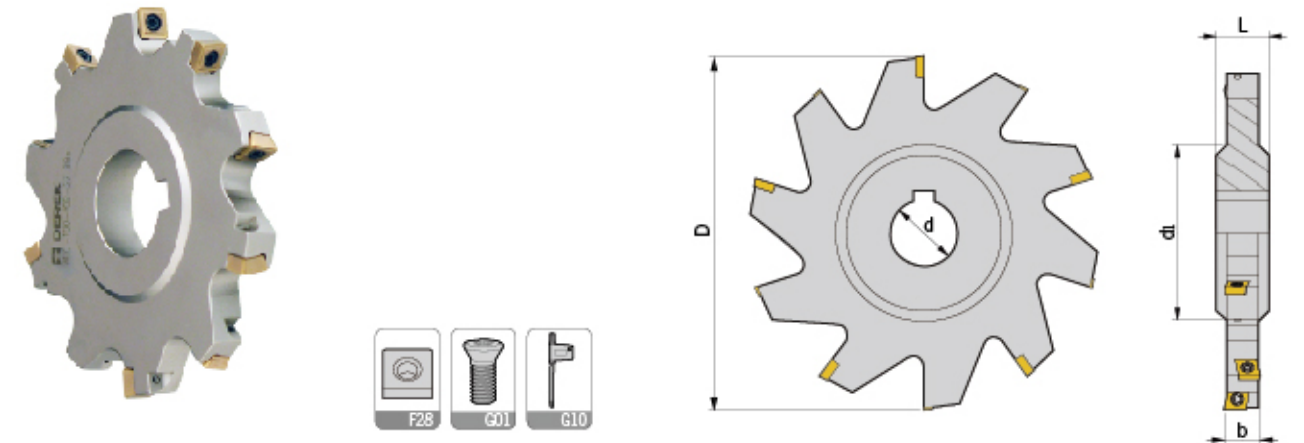
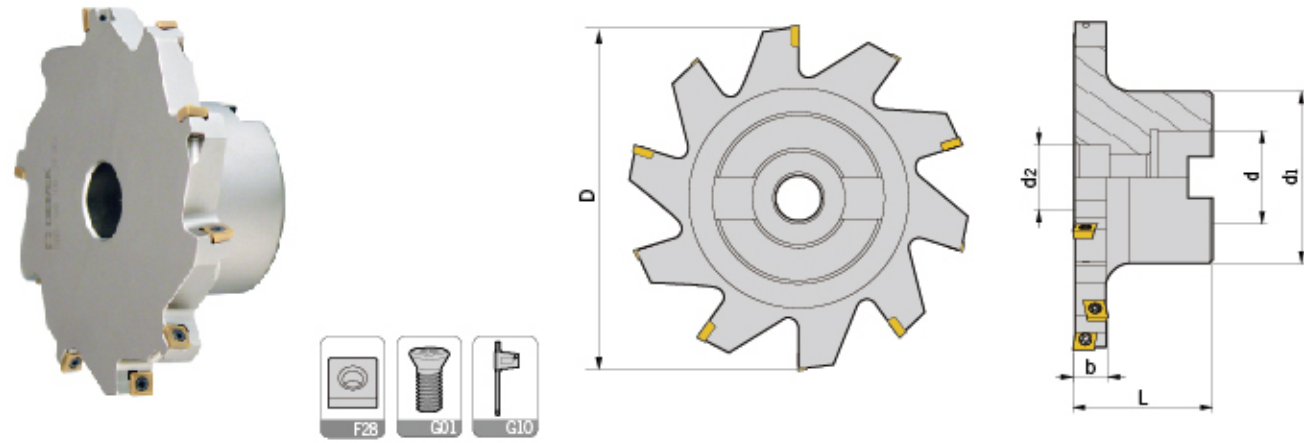
型号 Specification	刃数 Teeth	D	d	d1	b	L	刀片 Insert	刀片螺钉 Insert screw	旗形扳手 Wrench	重量 Weight
GDC- 80-04B-22	10	80	22	45	4	40	SNFH1125	M030D035-90	Q08B	0.50
80-05B-22	10	80	22	45	5	40	SNFH1135	M030D043-90	Q08B	0.50
80-06B-22	8	80	22	45	6	40	SNFH1235	M040D050-90	Q15B	0.55
80-07B-22	9	80	22	45	7	40	SNFH1235	M040D050-90	Q15B	0.57
80-08B-22	9	80	22	45	8	40	SNFH1235	M040D050-90	Q15B	0.70
80-09B-22	8	80	22	45	9	40	SNFH1255	M040D082-90	Q15B	0.60
80-10B-22	8	80	22	45	10	40	SNFH1255	M040D082-90	Q15B	0.62
80-12B-22	8	80	22	45	12	40	SNFH1275	M040D110-90	Q15B	0.66
80-14B-22	9	80	22	45	14	40	SNFH1275	M040D110-90	Q15B	0.70
100-04B-27	12	100	27	50	4	40	SNFH1125	M030D035-90	Q08B	0.67
100-05B-27	12	100	27	50	5	40	SNFH1135	M030D043-90	Q08B	0.70
100-06B-27	10	100	27	50	6	40	SNFH1135	M040D050-90	Q15B	0.73
100-07B-27	9	100	27	50	7	40	SNFH1135	M040D050-90	Q15B	0.76
100-08B-27	9	100	27	50	8	40	SNFH1135	M040D050-90	Q15B	0.80
100-09B-27	10	100	27	50	9	40	SNFH1255	M040D082-90	Q15B	0.84
100-10B-27	10	100	27	50	10	40	SNFH1255	M040D082-90	Q15B	0.88
100-12B-27	10	100	27	50	12	40	SNFH1275	M040D110-90	Q15B	0.92
100-14B-27	9	100	27	50	14	40	SNFH1275	M040D110-90	Q15B	0.98
125-04B-32	14	125	32	70	4	45	SNFH1125	M030D035-90	Q08B	1.30
125-05B-32	14	125	32	70	5	45	SNFH1235	M030D043-90	Q08B	1.40
125-06B-32	12	125	32	70	6	45	SNFH1235	M040D050-90	Q15B	1.45
125-07B-32	12	125	32	70	7	45	SNFH1235	M040D050-90	Q15B	1.50
125-08B-32	12	125	32	70	8	45	SNFH1235	M040D050-90	Q15B	1.55
125-09B-32	12	125	32	70	9	45	SNFH1255	M040D082-90	Q15B	1.60
125-10B-32	12	125	32	70	10	45	SNFH1255	M040D082-90	Q15B	1.65
125-12B-32	12	125	32	70	12	45	SNFH1275	M040D110-90	Q15B	1.75
125-14B-32	12	125	32	70	14	45	SNFH1275	M040D110-90	Q15B	1.85
160-06B-40	16	160	40	42	6	50	SNFH1235	M040D050-90	Q15B	2.60
160-07B-40	15	160	40	42	7	50	SNFH1235	M040D050-90	Q15B	2.80
160-08B-40	15	160	40	42	8	50	SNFH1235	M040D050-90	Q15B	3.00
160-09B-40	16	160	40	42	9	50	SNFH1255	M040D082-90	Q15B	3.20
160-10B-40	16	160	40	42	10	50	SNFH1255	M040D082-90	Q15B	3.40
160-12B-40	16	160	40	42	12	50	SNFH1275	M040D110-90	Q15B	3.60
160-14B-40	15	160	40	42	14	50	SNFH1275	M040D110-90	Q15B	3.80

适用 Suitable: 德克刀片 DEREK Insert



型号 Specification	刃数 Teeth	D	d	d1	b	b1	刀片 Insert	刀片螺钉 Insert screw	旗形扳手 Wrench	重量 Weight
SDC- 63-04B-22	8	63	22	38	4	8	SNFH1125	M030D035-90	Q08B	0.27
63-05B-22	8	63	22	38	5	8	SNFH1135	M030D043-90	Q08B	0.28
63-06B-22	6	63	22	38	6	8	SNFH1235	M040D050-90	Q15B	0.28
63-08B-22	6	63	22	38	8	8	SNFH1235	M040D050-90	Q15B	0.30
80-04B-22	10	80	22	38	4	8	SNFH1125	M030D035-90	Q08B	0.31
80-05B-22	10	80	22	38	5	8	SNFH1135	M030D043-90	Q08B	0.44
80-06B-22	8	80	22	38	6	8	SNFH1235	M040D050-90	Q15B	0.35
80-08B-22	9	80	22	38	8	8	SNFH1235	M040D050-90	Q15B	0.36
100-04B-27	12	100	27	41	4	12	SNFH1125	M030D035-90	Q08B	0.38
100-05B-27	12	100	27	41	5	12	SNFH1135	M030D043-90	Q08B	0.44
100-06B-27	10	100	27	41	6	12	SNFH1235	M040D050-90	Q15B	0.46
100-08B-27	9	100	27	41	8	12	SNFH1235	M040D050-90	Q15B	0.54
100-10B-27	10	100	27	41	10	12	SNFH1255	M040D082-90	Q15B	0.65
100-12B-27	10	100	27	41	12	12	SNFH1275	M040D110-90	Q15B	0.75
125-06B-32	12	125	32	47	6	12	SNFH1235	M040D050-90	Q15B	0.69
125-08B-32	12	125	32	47	8	12	SNFH1235	M040D050-90	Q15B	0.81
125-10B-32	12	125	32	47	10	12	SNFH1255	M040D082-90	Q15B	0.94
125-12B-32	12	125	32	47	12	12	SNFH1275	M040D110-90	Q15B	1.05
125-14B-32	12	125	32	47	14	12	SNFH1275	M040D110-90	Q15B	1.20
160-06B-40	16	160	40	54	6	12	SNFH1235	M040D050-90	Q15B	1.04
160-08B-40	15	160	40	54	8	12	SNFH1235	M040D050-90	Q15B	1.28
160-10B-40	16	160	40	54	10	12	SNFH1255	M040D082-90	Q15B	1.50
160-12B-40	16	160	40	54	12	12	SNFH1275	M040D110-90	Q15B	1.70
160-14B-40	15	160	40	54	14	16	SNFH1275	M040D110-90	Q15B	1.90

适用 Suitable: 德克刀片 DEREK Insert



型号 Specification	刃数 Teeth	D	d	d1	d2	b	L	刀片 Insert	刀片螺钉 Insert screw	旗形扳手 Wrench	重量 Weight
CDC-080-06B-22	8	80	22	44	32	6	40	SPMT050204	M020D040	Q06R	0.68
080-07B-22	8	80	22	44	32	7	40	SPMT050204	M020D040	Q06R	0.70
080-08B-22	8	80	22	44	32	8	40	SPMT060204	M022D050	Q06R	0.73
080-09B-22	8	80	22	44	32	9	40	SPMT060204	M022D050	Q06R	0.75
080-10B-22	8	80	22	44	32	10	40	SPMT060204	M022D050	Q06R	0.80
080-11B-22	8	80	22	44	32	11	40	SPMT07T308	M025D060	Q06R	0.85
080-12B-22	8	80	22	44	32	12	40	SPMT07T308	M025D060	Q06R	0.90
100-06B-27	10	100	27	50	32	6	40	SPMT050204	M020D040	Q06R	0.90
100-07B-27	10	100	27	50	32	7	40	SPMT050204	M020D040	Q06R	0.93
100-08B-27	10	100	27	50	32	8	40	SPMT060204	M022D050	Q06R	0.96
100-09B-27	10	100	27	50	32	9	40	SPMT060204	M022D050	Q06R	1.00
100-10B-27	10	100	27	50	32	10	40	SPMT060204	M022D050	Q06R	1.03
100-11B-27	10	100	27	50	32	11	40	SPMT07T308	M025D060	Q08B	1.05
100-12B-27	10	100	27	50	32	12	40	SPMT07T308	M025D060	Q08B	1.10
100-14B-27	10	100	27	50	32	14	40	SPMT090408	M035D090	Q15B	1.30
100-16B-27	10	100	27	50	32	16	40	SPMT090408	M035D090	Q15B	1.50
125-06B-32	12	125	32	70	46	6	45	SPMT050204	M020D040	Q06R	1.50
125-07B-32	12	125	32	70	46	7	45	SPMT050204	M020D040	Q06R	1.55
125-08B-32	12	125	32	70	46	8	45	SPMT060204	M022D050	Q06R	1.60
125-10B-32	12	125	32	70	46	10	45	SPMT060204	M022D050	Q06R	1.70
125-11B-32	12	125	32	70	46	11	45	SPMT07T308	M025D060	Q08B	1.70
125-12B-32	12	125	32	70	46	12	45	SPMT07T308	M025D060	Q08B	1.70
125-14B-32	12	125	32	70	46	14	45	SPMT090408	M035D090	Q15B	1.75
125-16B-32	12	125	32	70	46	16	45	SPMT090408	M035D090	Q15B	1.80
125-18B-32	10	125	32	70	46	18	45	SPMT110408	M040D090	Q15B	1.85
125-20B-32	10	125	32	70	46	20	45	SPMT110408	M040D090	Q15B	2.00
125-25B-32	10	125	32	70	46	25	45	SPMT140512	M050D110	Q20B	2.50
160-11B-40	16	160	40	80	52	11	50	SPMT07T308	M025D060	Q08B	2.60
160-12B-40	16	160	40	80	52	12	50	SPMT07T308	M025D060	Q08B	2.70
160-14B-40	16	160	40	80	52	14	50	SPMT090408	M035D090	Q15B	2.80
160-16B-40	16	160	40	80	52	16	50	SPMT090408	M035D090	Q15B	2.90
160-18B-40	12	160	40	80	52	18	50	SPMT110408	M040D090	Q15B	2.90
160-20B-40	12	160	40	80	52	20	50	SPMT110408	M040D090	Q15B	3.20
160-25B-40	12	160	40	80	52	25	50	SPMT140512	M050D110	Q20B	3.50
200-14B-40	18	200	40	90	52	14	50	SPMT090408	M035D090	Q15B	4.20
200-16B-40	18	200	40	90	52	16	50	SPMT090408	M035D090	Q15B	4.50
200-18B-40	14	200	40	90	52	18	50	SPMT110408	M040D090	Q15B	4.90
200-20B-40	14	200	40	90	52	20	50	SPMT110408	M040D090	Q15B	5.20
200-25B-40	14	200	40	90	52	25	50	SPMT140512	M050D110	Q20B	5.50

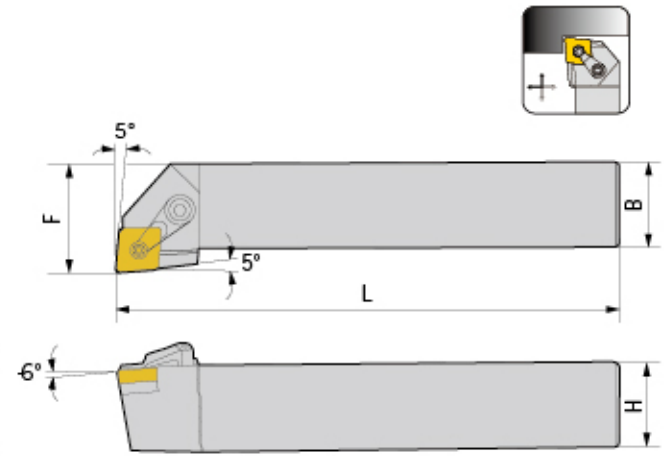

适用 Suitable: 德克刀片 DEREK Insert

型号 Specification	刃数 Teeth	D	d	d1	b	L	刀片 Insert	刀片螺钉 Insert screw	旗形扳手 Wrench	重量 Weight
WDC-80-06B-22	8	80	22	44	6	12	SPMT050204	M020D040	Q06R	0.29
80-07B-22	8	80	22	44	7	12	SPMT050204	M020D040	Q06R	0.30
80-08B-22	8	80	22	44	8	12	SPMT060204	M022D050	Q06R	0.32
80-09B-22	8	80	22	44	9	12	SPMT060204	M022D050	Q06R	0.35
80-10B-22	8	80	22	44	10	12	SPMT060204	M022D050	Q06R	0.38
80-11B-22	8	80	22	44	11	12	SPMT07T308	M025D060	Q08B	0.39
80-12B-22	8	80	22	44	12	12	SPMT07T308	M025D060	Q08B	0.42
100-06B-27	10	100	27	50	6	12	SPMT050204	M020D040	Q06R	0.50
100-07B-27	10	100	27	50	7	12	SPMT050204	M020D040	Q06R	0.52
100-08B-27	10	100	27	50	8	12	SPMT060204	M022D050	Q06R	0.54
100-09B-27	10	100	27	50	9	12	SPMT060204	M022D050	Q06R	0.60
100-10B-27	10	100	27	50	10	12	SPMT07T308	M025D060	Q08B	0.65
100-11B-27	10	100	27	50	11	12	SPMT07T308	M025D060	Q08B	0.70
100-12B-27	10	100	27	50	12	12	SPMT07T308	M025D060	Q08B	0.75
100-14B-27	10	100	27	50	14	16	SPMT090408	M035D090	Q15B	0.85
100-16B-27	10	100	27	50	16	16	SPMT090408	M035D090	Q15B	0.88
125-06B-32	12	125	32	65	6	12	SPMT050204	M020D040	Q06R	0.70
125-07B-32	12	125	32	65	7	12	SPMT050204	M020D040	Q06R	0.75
125-08B-32	12	125	32	65	8	12	SPMT060204	M022D050	Q06R	0.80
125-10B-32	12	125	32	65	10	12	SPMT060204	M022D050	Q06R	0.88
125-11B-32	12	125	32	65	11	12	SPMT07T308	M025D060	Q08B	0.93
125-12B-32	12	125	32	65	12	12	SPMT07T308	M025D060	Q08B	0.98
125-14B-32	12	125	32	65	14	16	SPMT090408	M035D090	Q15B	1.00
125-16B-32	12	125	32	65	16	16	SPMT090408	M035D090	Q15B	1.18
125-18B-32	10	125	32	65	18	20	SPMT110408	M040D090	Q15B	1.30
125-20B-32	10	125	32	65	20	20	SPMT110408	M040D090	Q15B	1.45
125-25B-32	10	125	32	65	25	25	SPMT140512	M050D110	Q20B	1.70
160-11B-40	16	160	40	75	11	12	SPMT07T308	M025D060	Q08B	1.65
160-12B-40	16	160	40	75	12	12	SPMT07T308	M025D060	Q08B	1.70
160-14B-40	16	160	40	75	14	16	SPMT090408	M035D090	Q15B	1.85
160-16B-40	16	160	40	75	16	16	SPMT090408	M035D090	Q15B	2.10
160-18B-40	12	160	40	75	18	20	SPMT110408	M040D090	Q15B	2.50
160-20B-40	12	160	40	75	20	20	SPMT110408	M040D090	Q15B	2.80
160-25B-40	12	160	40	75	25	25	SPMT140512	M050D110	Q20B	3.00
200-14B-40	18	200	40	80	14	16	SPMT090408	M035D090	Q15B	3.00
200-16B-40	18	200	40	80	16	16	SPMT090408	M035D090	Q15B	3.20
200-18B-40	14	200	40	80	18	20	SPMT110408	M040D090	Q15B	3.60
200-20B-40	14	200	40	80	20	20	SPMT110408	M040D090	Q15B	4.10
200-25B-40	14	200	40	80	25	25	SPMT140512	M050D110	Q20B	4.60

适用 Suitable: 德克刀片 DEREK Insert

Type M

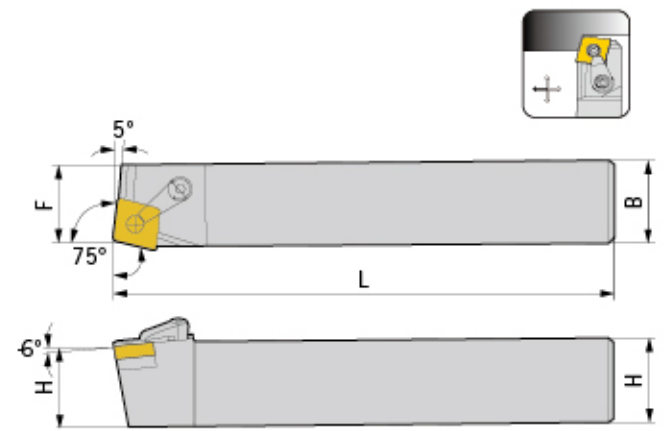

MCLNR/L



型号 Specification	H	B	L	F	刀片 Insert	刀垫 Shim	中心螺丝 Center screw	压板 Clamp	压板螺丝 Clamp screw	扳手 Wrench
MCLNR/L 1616H12	16	16	100	20	CN..1204..	MC1204	MX0617	MY0619	ML0625	L025,L03
2020K12	20	20	125	25	CN..1204..	MC1204	MX0617	MY0619	ML0625	L025,L03
2525M12	25	25	150	32	CN..1204..	MC1204	MX0617	MY0619	ML0625	L025,L03
3232P12	32	32	170	40	CN..1204..	MC1204	MX0617	MY0619	ML0625	L025,L03

适用 Suitable: 德克刀片 DEREK Insert

MCBNR/L



型号 Specification	H	B	L	F	刀片 Insert	刀垫 Shim	中心螺丝 Center screw	压板 Clamp	压板螺丝 Clamp screw	扳手 Wrench
MCBNR/L 2020K12	20	20	125	17	CN..1204..	MC1204	MX0617	MY0619	ML0625	L025,L03
2525M12	25	25	150	22	CN..1204..	MC1204	MX0617	MY0619	ML0625	L025,L03
3232P12	32	32	170	27	CN..1204..	MC1204	MX0617	MY0619	ML0625	L025,L03
3232P16	32	32	170	27	CN..1606..	MC1604	MX0822	MY0823	ML0828	L03,L04
3232P19	32	32	170	27	CN..1906..	MC1904	MX1022	MY0823	ML0828	L04

适用 Suitable: 德克刀片 DEREK Insert

车刀系列
Turning Tools

外圆车刀
External turning tool

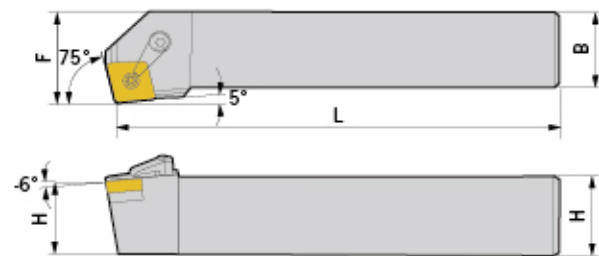
内孔车刀
Internal turning tool

螺攻车刀
Threading tool

切槽车刀
Grooving tool

Type M

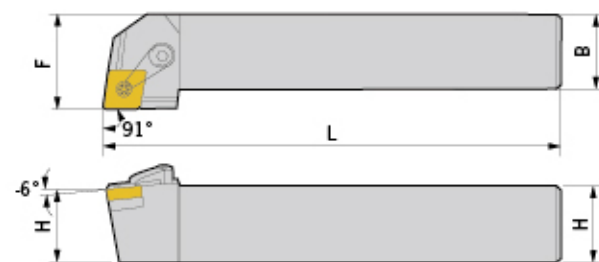
MCKNR/L



型号 Specification	H	B	L	F	刀片 Insert	刀垫 Shim	中心螺丝 Center screw	压板 Clamp	压板螺丝 Clamp screw	扳手 Wrench
MCKNR/L 2020K12	20	20	125	25	CN..1204..	MC1204	MX0617	MY0619	ML0625	L025,L03
2525M12	25	25	150	32	CN..1204..	MC1204	MX0617	MY0619	ML0625	L025,L03
3232P12	32	32	170	40	CN..1204..	MC1204	MX0617	MY0619	ML0625	L025,L03
3232P16	32	32	170	40	CN..1606..	MC1604	MX0822	MY0823	ML0828	L03,L04
3232P19	32	32	170	40	CN..1906..	MC1904	MX1022	MY0823	ML0828	L04

适用 Suitable:德克刀片 DEREK Insert

MCGNR/L



型号 Specification	H	B	L	F	刀片 Insert	刀垫 Shim	中心螺丝 Center screw	压板 Clamp	压板螺丝 Clamp screw	扳手 Wrench
MCGNR/L 2020K12	20	20	125	25	CN..1204..	MC1204	MX0617	MY0619	ML0625	L025,L03
2525M12	25	25	150	32	CN..1204..	MC1204	MX0617	MY0619	ML0625	L025,L03
3232P12	32	32	170	40	CN..1204..	MC1204	MX0617	MY0619	ML0625	L025,L03

适用 Suitable:德克刀片 DEREK Insert

Type M

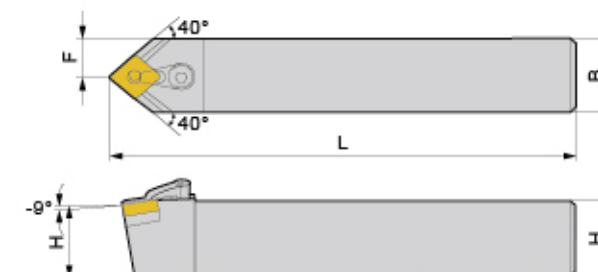

MCSNR/L



型号 Specification	H	B	L	F	刀片 Insert	刀垫 Shim	中心螺丝 Center screw	压板 Clamp	压板螺丝 Clamp screw	扳手 Wrench
MCSNR/L 2525M12	25	25	150	32	CN..1204..	MC1204	MX0617	MY0619	ML0625	L025,L03

适用 Suitable:德克刀片 DEREK Insert

MCMNN

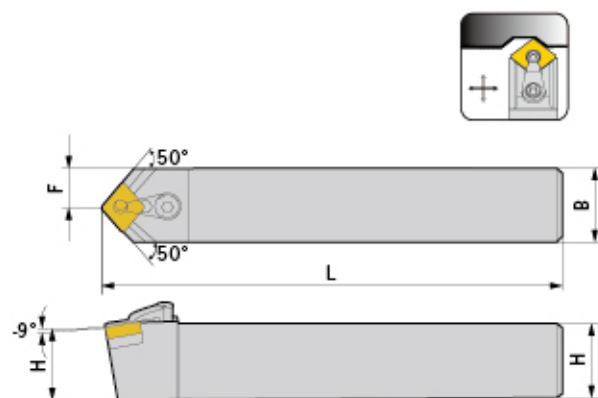


型号 Specification	H	B	L	F	刀片 Insert	刀垫 Shim	中心螺丝 Center screw	压板 Clamp	压板螺丝 Clamp screw	扳手 Wrench
MCMNN 2020K12	20	20	125	10	CN..1204..	MC1204	MX0617	MY0619	ML0625	L025,L03
2525M12	25	25	150	12.5	CN..1204..	MC1204	MX0617	MY0619	ML0625	L025,L03
3232P12	32	32	170	16	CN..1204..	MC1204	MX0617	MY0619	ML0625	L025,L03
2525M16	25	25	150	12.5	CN..1606..	MC1604	MX0822	MY0823	ML0828	L03,L04
3232P19	32	32	170	16	CN..1906..	MC1904	MX1022	MY0823	ML0828	L04

适用 Suitable:德克刀片 DEREK Insert

Type M

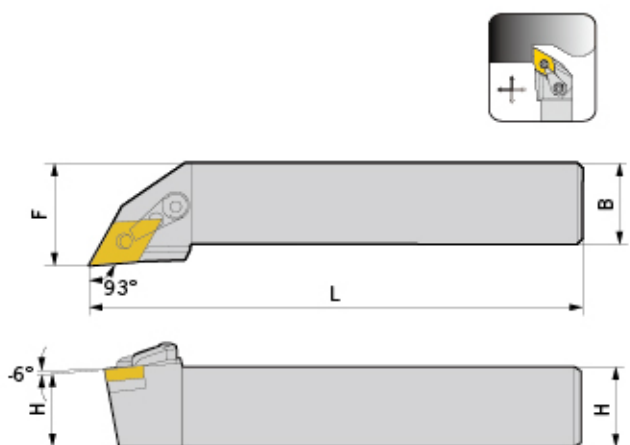
MCMNN-40



型号 Specification	H	B	L	F	刀片 Insert	刀垫 Shim	中心螺丝 Center screw	压板 Clamp	压板螺丝 Clamp screw	扳手 Wrench
MCMNN 2020K12-40	20	20	125	10	CN..1204..	MC1204	MX0617	MY0619	ML0625	L025,L03
2525M12-40	25	25	150	12.5	CN..1204..	MC1204	MX0617	MY0619	ML0625	L025,L03

适用 Suitable: 德克刀片 DEREK Insert

MDJNR/L

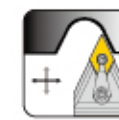
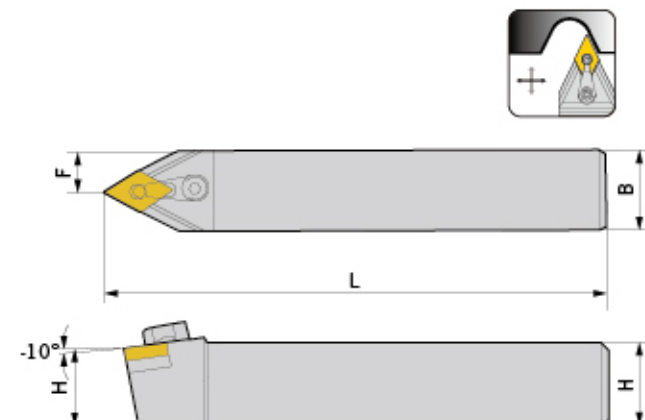


型号 Specification	H	B	L	F	刀片 Insert	刀垫 Shim	中心螺丝 Center screw	压板 Clamp	压板螺丝 Clamp screw	扳手 Wrench
MDJNR/L 1616H11	16	16	100	20	DN..1104..	MD1103	MX0513	MY0619	ML0625	L02,L03
2020K11	20	20	125	25	DN..1104..	MD1103	MX0513	MY0619	ML0625	L02,L03
2525M11	25	25	150	32	DN..1104..	MD1103	MX0513	MY0619	ML0625	L02,L03
2020K15	20	20	125	25	DN..1504..	MD1506	MX0619	MY0621	ML0625	L025,L03
2525M15	25	25	150	32	DN..1504..	MD1506	MX0619	MY0621	ML0625	L025,L03
3232P15	32	32	170	40	DN..1506..	MD1504	MX0619	MY0621	ML0625	L025,L03

适用 Suitable: 德克刀片 DEREK Insert

Type M

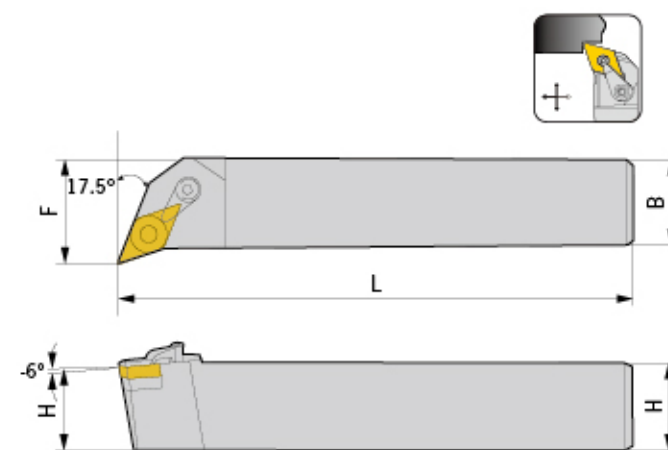
MDPNN



型号 Specification	H	B	L	F	刀片 Insert	刀垫 Shim	中心螺丝 Center screw	压板 Clamp	压板螺丝 Clamp screw	扳手 Wrench
MDPNN 1616H11	16	16	100	8	DN..1104..	MD1103	MX0513	MY0619	ML0625	L02,L03
2020K11	20	20	125	10	DN..1104..	MD1103	MX0513	MY0619	ML0625	L02,L03
2525M11	25	25	150	12.5	DN..1104..	MD1103	MX0513	MY0619	ML0625	L02,L03
2020K15	20	20	125	10	DN..1504..	MD1506	MX0619	MY0621	ML0625	L025,L03
2525M15	25	25	150	12.5	DN..1504..	MD1506	MX0619	MY0621	ML0625	L025,L03
3232P15	32	32	170	16	DN..1506..	MD1504	MX0619	MY0621	ML0625	L025,L03

适用 Suitable: 德克刀片 DEREK Insert

MDQNR/L

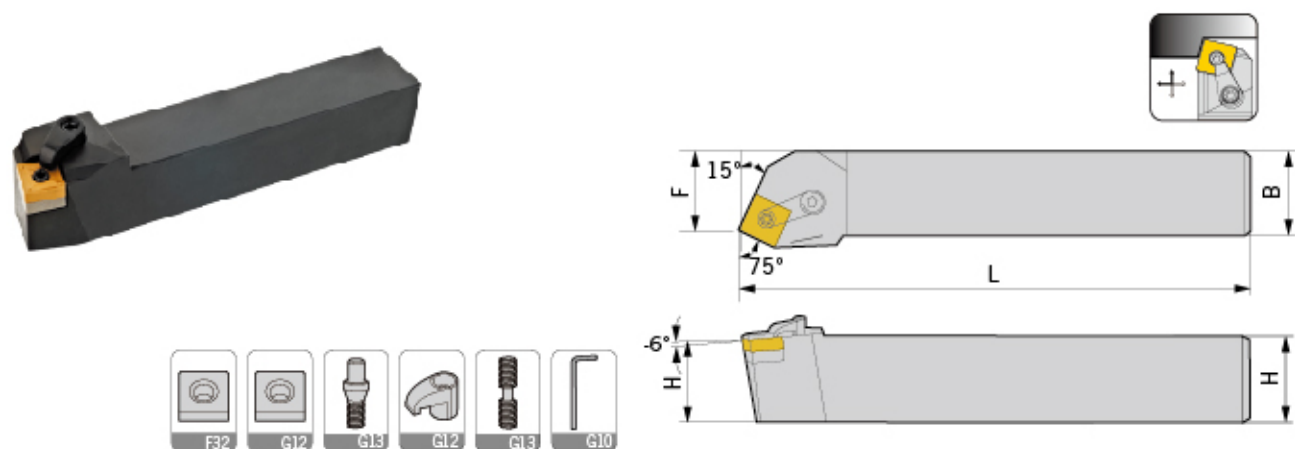


型号 Specification	H	B	L	F	刀片 Insert	刀垫 Shim	中心螺丝 Center screw	压板 Clamp	压板螺丝 Clamp screw	扳手 Wrench
MDQNR/L 1616H11	16	16	100	20	DN..1104..	MD1103	MX0513	MY0619	ML0625	L02,L03
2020K11	20	20	125	25	DN..1104..	MD1103	MX0513	MY0619	ML0625	L02,L03
2525M11	25	25	150	32	DN..1104..	MD1103	MX0513	MY0619	ML0625	L02,L03
2020K15	20	20	125	25	DN..1504..	MD1506	MX0619	MY0621	ML0625	L025,L03
2525M15	25	25	150	32	DN..1504..	MD1506	MX0619	MY0621	ML0625	L025,L03
3232P15	32	32	170	40	DN..1506..	MD1504	MX0619	MY0621	ML0625	L025,L03

适用 Suitable: 德克刀片 DEREK Insert

Type M

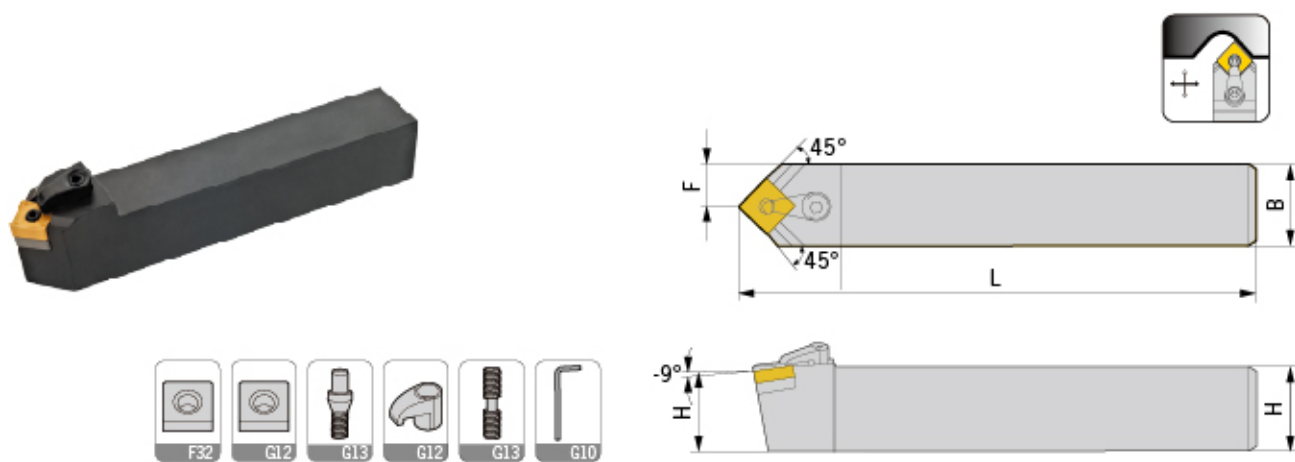
MSBNR/L



型号 Specification	H	B	L	F	刀片 Insert	刀垫 Shim	中心螺丝 Center screw	压板 Clamp	压板螺丝 Clamp screw	扳手 Wrench
MSBNR/L 2020K12	22	22	125	17	SN..1204..	MS1204	MX0617	MY0619	ML0625	L025,L03
2525M12	25	25	150	22	SN..1204..	MS1204	MX0617	MY0619	ML0625	L025,L03
3232P12	32	32	170	27	SN..1204..	MS1204	MX0617	MY0619	ML0625	L025,L03
2525M15	25	25	150	22	SN..1506..	MS1504	MX0822	MY0823	ML0828	L03,L04
3232P15	32	32	170	27	SN..1506..	MS1504	MX0822	MY0823	ML0828	L03,L04
3232P19	32	32	170	27	SN..1906..	MS1904	MX1022	MY0823	ML0828	L04
4040R19	40	40	200	35	SN..1906..	MS1904	MX1022	MY0823	ML0828	L04

适用 Suitable:德克刀片 DEREK Insert

MSDNN

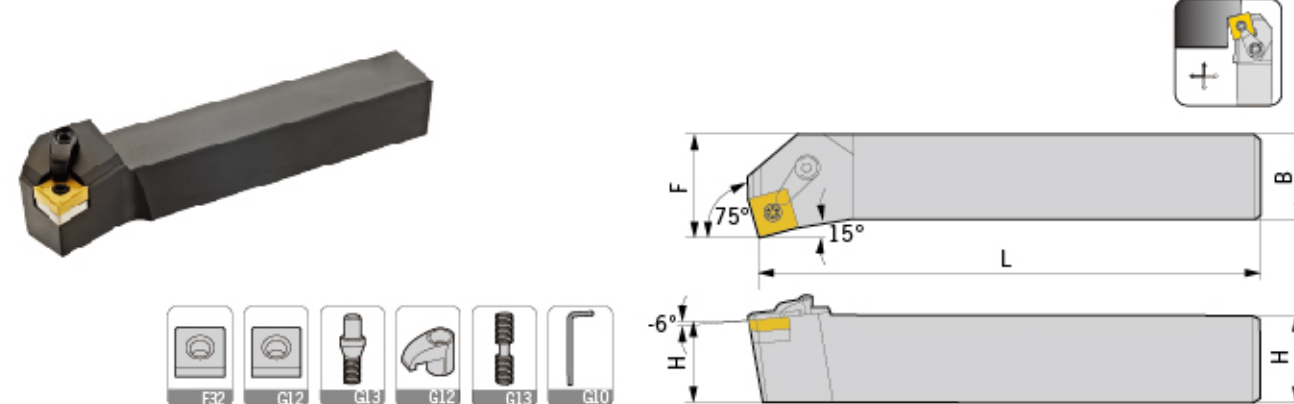


型号 Specification	H	B	L	F	刀片 Insert	刀垫 Shim	中心螺丝 Center screw	压板 Clamp	压板螺丝 Clamp screw	扳手 Wrench
MSDNN 1616H12	16	16	100	8	SN..1204..	MS1204	MX0617	MY0619	ML0625	L025,L03
2020K12	20	20	125	10	SN..1204..	MS1204	MX0617	MY0619	ML0625	L025,L03
2525M12	25	25	150	12.5	SN..1204..	MS1204	MX0617	MY0619	ML0625	L025,L03
3232P12	32	32	170	16	SN..1204..	MS1204	MX0617	MY0619	ML0625	L025,L03
2525M15	25	25	150	12.5	SN..1506..	MS1504	MX0822	MY0823	ML0828	L03,L04
3232P15	32	32	170	16	SN..1506..	MS1504	MX0822	MY0823	ML0828	L03,L04
3232P19	32	32	170	16	SN..1906..	MS1904	MX1022	MY0823	ML0828	L04

适用 Suitable:德克刀片 DEREK Insert

Type M

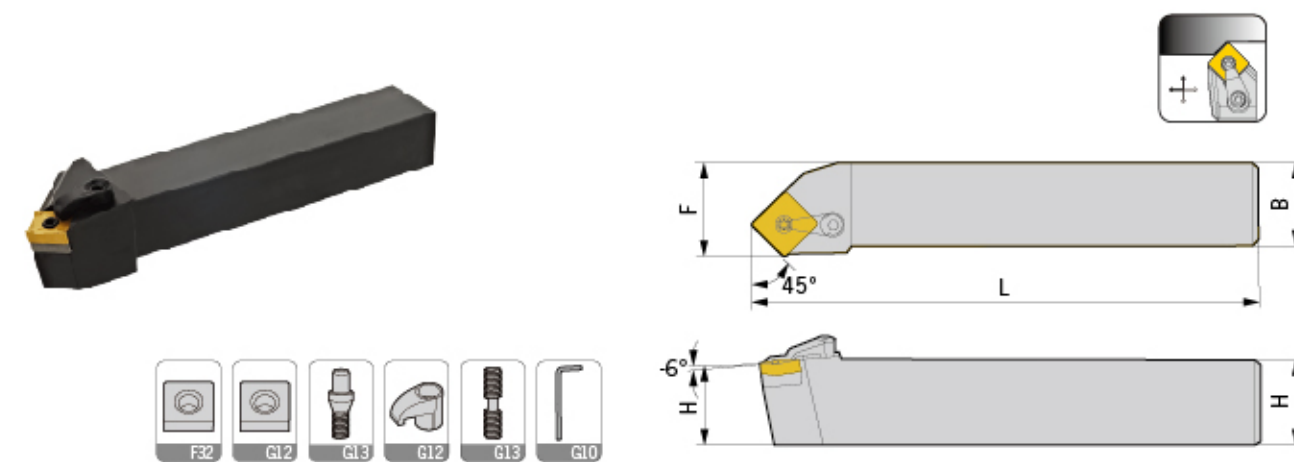
MSKNR/L



型号 Specification	H	B	L	F	刀片 Insert	刀垫 Shim	中心螺丝 Center screw	压板 Clamp	压板螺丝 Clamp screw	扳手 Wrench
MSKNR/L 2020K12	20	20	125	25	SN..1204..	MS1204	MX0617	MY0619	ML0625	L025,L03
2525M12	25	25	150	32	SN..1204..	MS1204	MX0617	MY0619	ML0625	L025,L03
3232P12	32	32	170	40	SN..1204..	MS1204	MX0617	MY0619	ML0625	L025,L03
2525M15	25	25	150	32	SN..1506..	MS1504	MX0822	MY0823	ML0828	L03,L04
3232P19	32	32	170	40	SN..1906..	MS1904	MX1022	MY0823	ML0828	L04

适用 Suitable:德克刀片 DEREK Insert

MSSNR/L

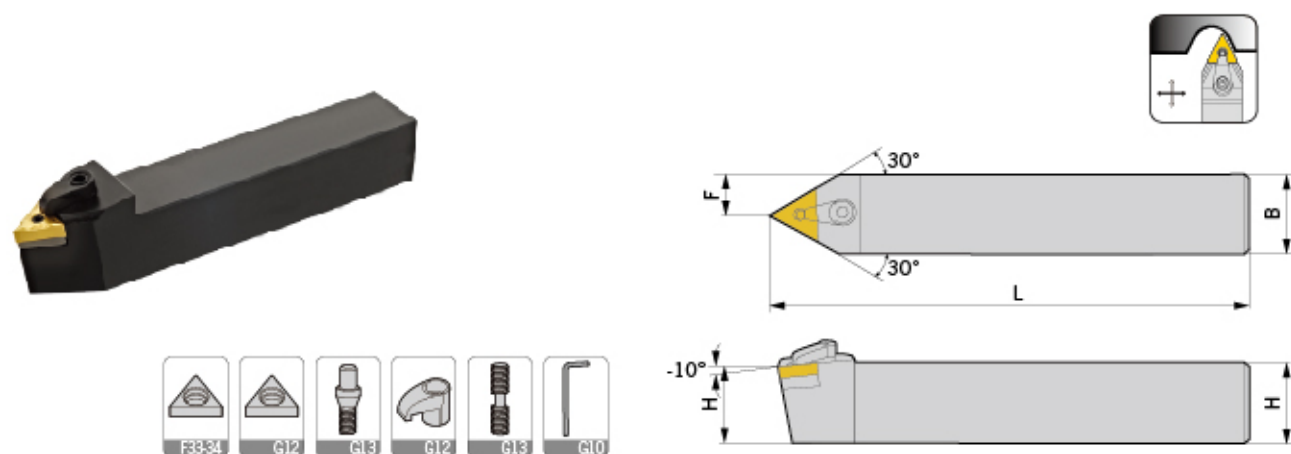


型号 Specification	H	B	L	F	刀片 Insert	刀垫 Shim	中心螺丝 Center screw	压板 Clamp	压板螺丝 Clamp screw	扳手 Wrench
MSSNR/L 1616H12	16	16	100	20	SN..1204..	MS1204	MX0617	MY0619	ML0625	L025,L03
2020K12	20	20	125	25	SN..1204..	MS1204	MX0617	MY0619	ML0625	L025,L03
2525M12	25	25	150	32	SN..1204..	MS1204	MX0617	MY0619	ML0625	L025,L03
3232P12	32	32	170	40	SN..1204..	MS1204	MX0617	MY0619	ML0625	L025,L03
2525M15	25	25	150	32	SN..1506..	MS1504	MX0822	MY0823	ML0828	L03,L04
3232P19	32	32	170	40	SN..1906..	MS1904	MX1022	MY0823	ML0828	L04

适用 Suitable:德克刀片 DEREK Insert

Type M

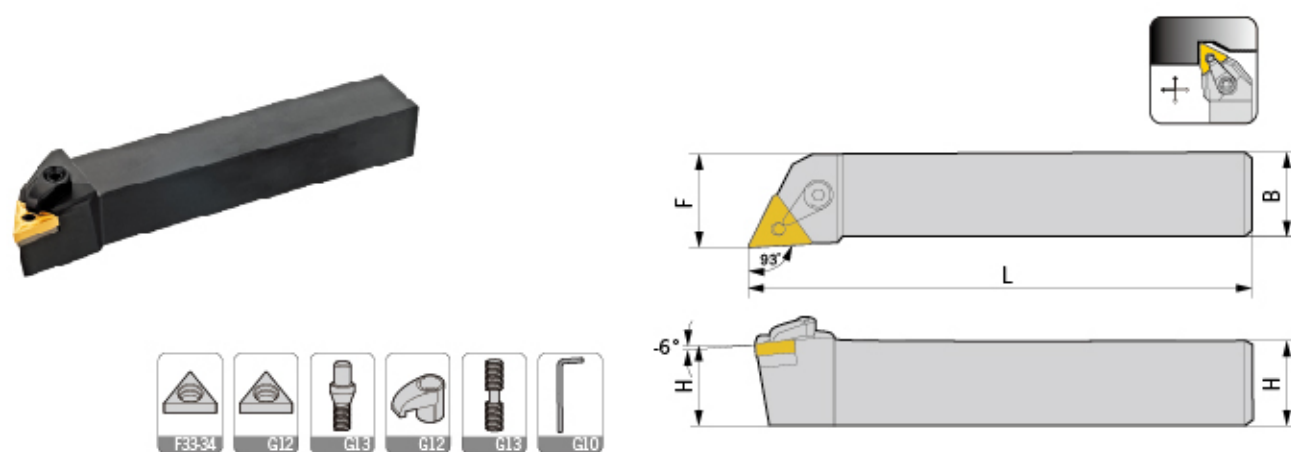
MTENN



型号 Specification	H	B	L	F	刀片 Insert	刀垫 Shim	中心螺丝 Center screw	压板 Clamp	压板螺丝 Clamp screw	扳手 Wrench
MTENN 2020K16	20	20	125	10	TN..1604..	MT1603	MX0513	MY0619	ML0625	L02,L03
2525M16	25	25	150	12.5	TN..1604..	MT1603	MX0513	MY0619	ML0625	L02,L03
3232P16	32	32	170	16	TN..1604..	MT1603	MX0513	MY0619	ML0625	L02,L03
2525M22	25	25	150	12.5	TN..2204..	MT2204	MX0617	MY0819	ML0828	L025,L04
3232P22	32	32	170	16	TN..2204..	MT2204	MX0617	MY0819	ML0828	L025,L04

适用 Suitable: 德克刀片 DEREK Insert

MTJNR/L

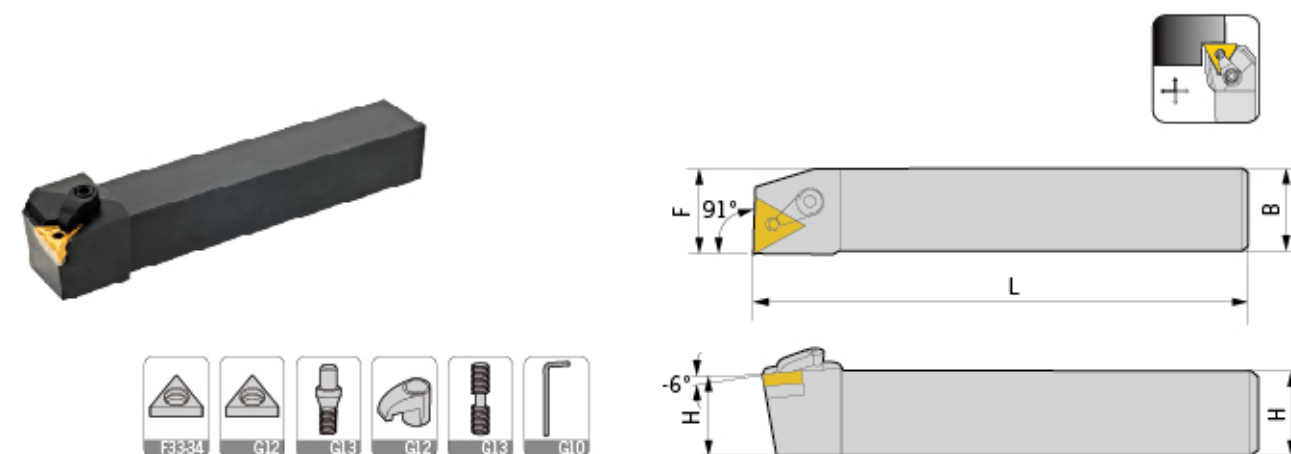


型号 Specification	H	B	L	F	刀片 Insert	刀垫 Shim	中心螺丝 Center screw	压板 Clamp	压板螺丝 Clamp screw	扳手 Wrench
MTJNR/L 1616H16	16	16	100	20	TN..1604..	MT1603	MX0513	MY0619	ML0625	L02,L03
2020K16	20	20	125	25	TN..1604..	MT1603	MX0513	MY0619	ML0625	L02,L03
2525M16	25	25	150	32	TN..1604..	MT1603	MX0513	MY0619	ML0625	L02,L03
3232P16	32	32	170	40	TN..1604..	MT1603	MX0513	MY0619	ML0625	L02,L03
2525M22	25	25	150	32	TN..2204..	MT2204	MX0617	MY0819	ML0828	L025,L04
3232P22	32	32	170	40	TN..2204..	MT2204	MX0617	MY0819	ML0828	L025,L04

适用 Suitable: 德克刀片 DEREK Insert

Type M

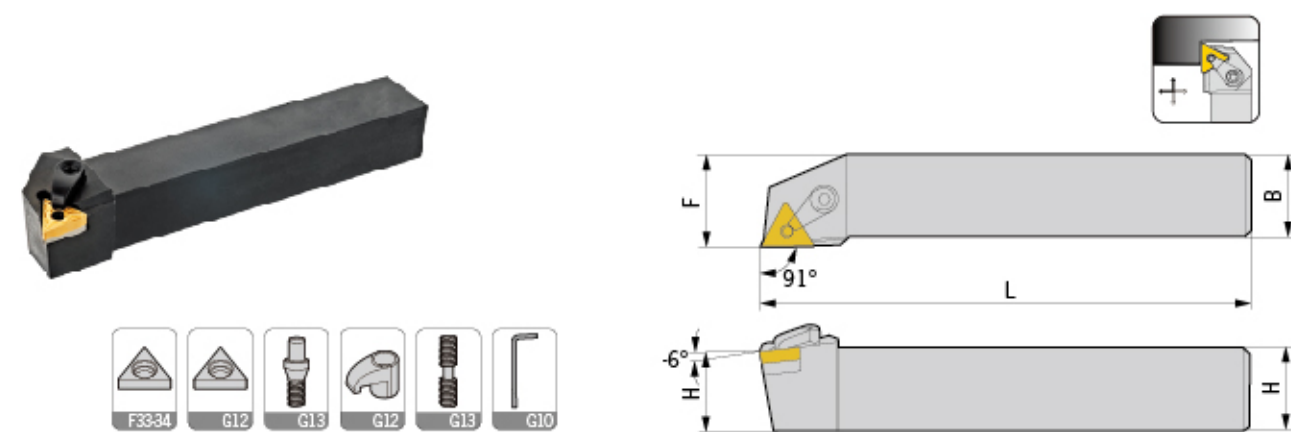
MTFNR/L



型号 Specification	H	B	L	F	刀片 Insert	刀垫 Shim	中心螺丝 Center screw	压板 Clamp	压板螺丝 Clamp screw	扳手 Wrench
MTFNR/L 1616H16	16	16	100	20	TN..1604..	MT1603	MX0513	MY0619	ML0625	L02,L03
2020K16	20	20	125	25	TN..1604..	MT1603	MX0513	MY0619	ML0625	L02,L03
2525M16	25	25	150	32	TN..1604..	MT1603	MX0513	MY0619	ML0625	L02,L03

适用 Suitable: 德克刀片 DEREK Insert

MTGNR/L

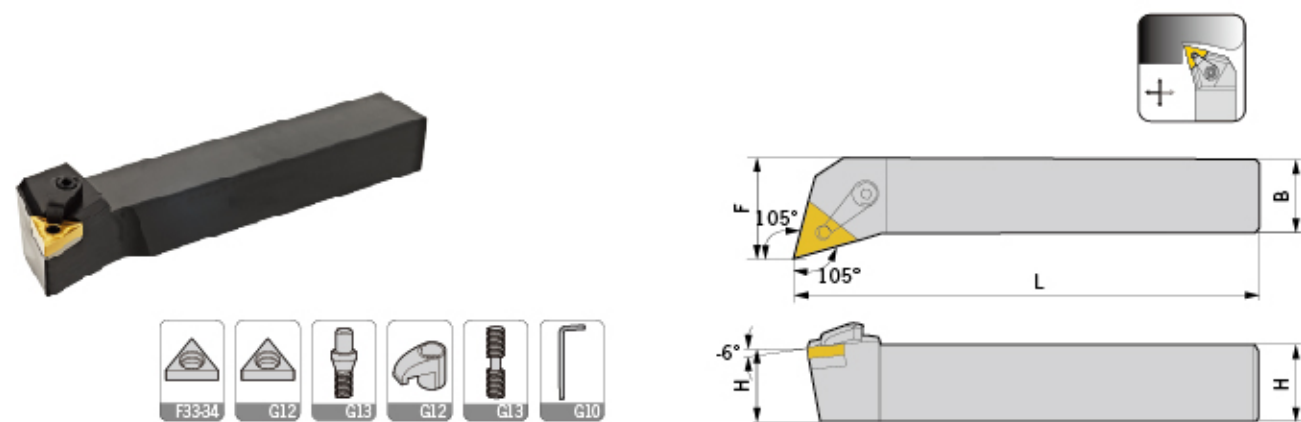


型号 Specification	H	B	L	F	刀片 Insert	刀垫 Shim	中心螺丝 Center screw	压板 Clamp	压板螺丝 Clamp screw	扳手 Wrench
MTGNR/L 1616H16	16	16	100	20	TN..1604..	MT1603	MX0513	MY0619	ML0625	L02,L03
2020K16	20	20	125	25	TN..1604..	MT1603	MX0513	MY0619	ML0625	L02,L03
2525M16	25	25	150	32	TN..1604..	MT1603	MX0513	MY0619	ML0625	L02,L03

适用 Suitable: 德克刀片 DEREK Insert

Type M

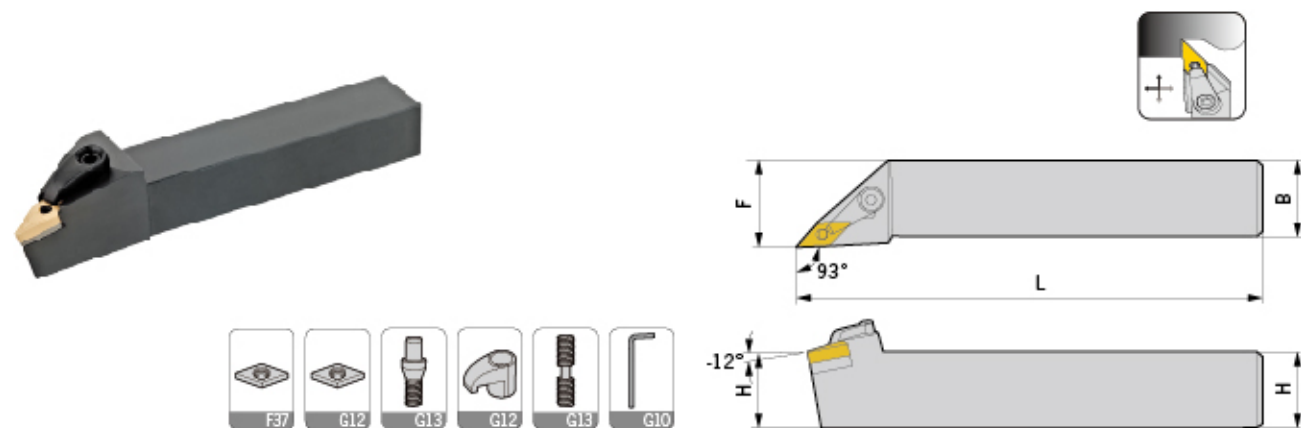
MTQNR/L



型号 Specification	H	B	L	F	刀片 Insert	刀垫 Shim	中心螺丝 Center screw	压板 Clamp	压板螺丝 Clamp screw	扳手 Wrench
MTQNR/L 2020K16	20	20	125	25	TN..1604..	MT1603	MX0513	MY0619	ML0625	L02,L03
2525M16	25	25	150	32	TN..1604..	MT1603	MX0513	MY0619	ML0625	L02,L03
3232P16	32	32	170	40	TN..1604..	MT1603	MX0513	MY0619	ML0625	L02,L03
2525M22	25	25	150	32	TN..2204..	MT2204	MX0617	MY0819	ML0828	L025,L04
3232P22	32	32	170	40	TN..2204..	MT2204	MX0617	MY0819	ML0828	L025,L04

适用 Suitable: 德克刀片 DEREK Insert

MVJNR/L

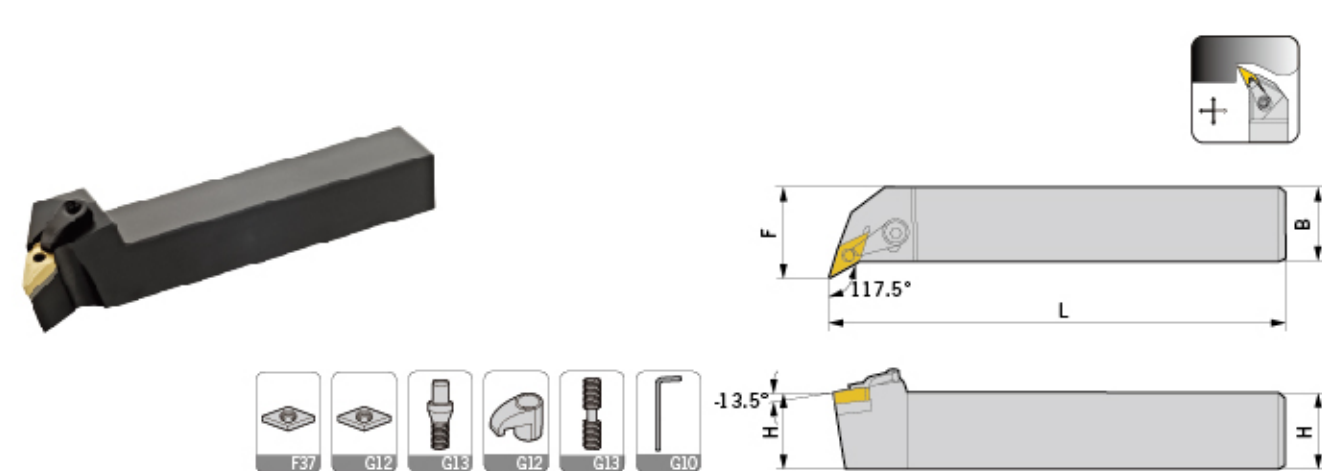


型号 Specification	H	B	L	F	刀片 Insert	刀垫 Shim	中心螺丝 Center screw	压板 Clamp	压板螺丝 Clamp screw	扳手 Wrench
MVJNR/L 1616H16	16	16	100	20	VN..1604..	MV1603	MX0513	MY0826	ML0828	L02,L04
2020K16	20	20	125	25	VN..1604..	MV1603	MX0513	MY0826	ML0828	L02,L04
2525M16	25	25	150	32	VN..1604..	MV1603	MX0513	MY0826	ML0828	L02,L04
3232P16	32	32	170	40	VN..1604..	MV1603	MX0513	MY0826	ML0828	L02,L04

适用 Suitable: 德克刀片 DEREK Insert

Type M

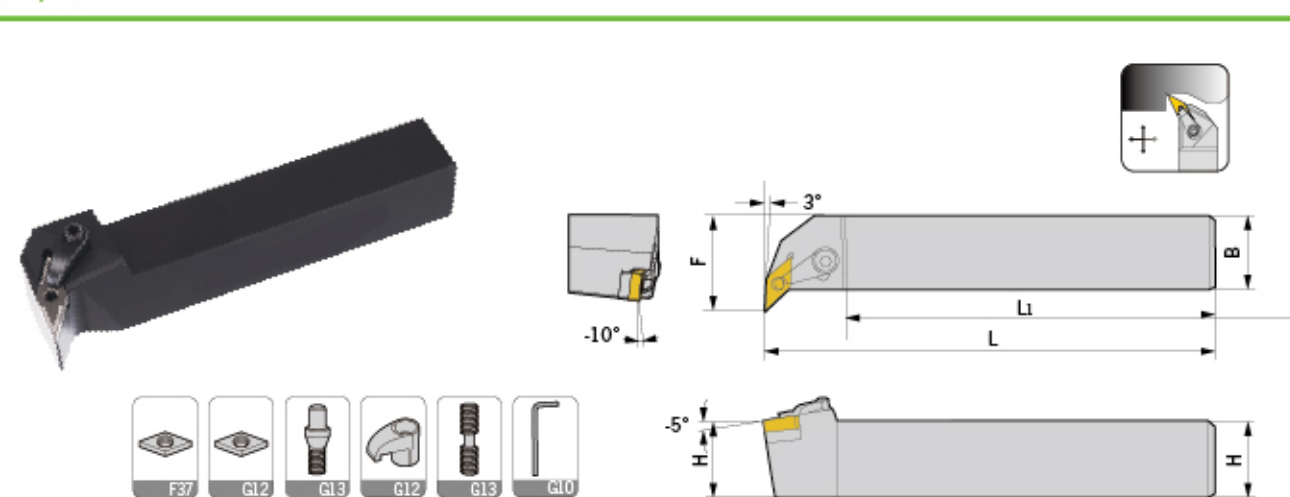
MVQNR/L



型号 Specification	H	B	L	F	刀片 Insert	刀垫 Shim	中心螺丝 Center screw	压板 Clamp	压板螺丝 Clamp screw	扳手 Wrench
MVQNR/L 2020K16	20	20	125	25	VN..1604..	MV1603	MX0513	MY0621	ML0625	L02,L03
2525M16	25	25	150	32	VN..1604..	MV1603	MX0513	MY0621	ML0625	L02,L03

适用 Suitable: 德克刀片 DEREK Insert

MVUNR/L

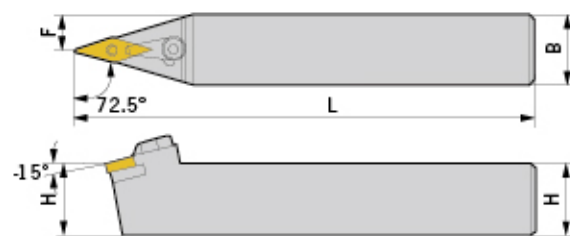


型号 Specification	H	B	L	L1	F	刀片 Insert	刀垫 Shim	中心螺丝 Center screw	压板 Clamp	压板螺丝 Clamp screw	扳手 Wrench
MVUNR/L 2020K16	20	20	125	100	31	VN..1604..	MV1603	MX0513	MY0621	ML0625	L02,L03
2525M16	25	25	150	120	36	VN..1604..	MV1603	MX0513	MY0621	ML0625	L02,L03

适用 Suitable: 德克刀片 DEREK Insert

Type M

MWNN



型号 Specification	H	B	L	F	刀片 Insert	刀垫 Shim	中心螺丝 Center screw	压板 Clamp	压板螺丝 Clamp screw	扳手 Wrench
MVNN 2020K16	20	20	125	10	VN..1604..	MV1603	MX0513	MY0826	ML0828	L02,L04
2525M16	25	25	150	12.5	VN..1604..	MV1603	MX0513	MY0826	ML0828	L02,L04
3232P16	32	32	170	16	VN..1604..	MV1603	MX0513	MY0826	ML0828	L02,L04

适用 Suitable: 德克刀片 DEREK Insert

MWLN/L



型号 Specification	H	B	L	F	刀片 Insert	刀垫 Shim	中心螺丝 Center screw	压板 Clamp	压板螺丝 Clamp screw	扳手 Wrench
MWLN/L 1616H06	16	16	100	20	WN..0604..	MW0603	MX0513	MY0619	ML0625	L02,L03
2020K06	20	20	125	25	WN..0604..	MW0603	MX0513	MY0619	ML0625	L02,L03
2525M06	25	25	150	32	WN..0604..	MW0603	MX0513	MY0619	ML0625	L02,L03
1616H08	16	16	100	20	WN..0804..	MW0804	MX0617	MY0619	ML0625	L025,L03
2020K08	20	20	125	25	WN..0804..	MW0804	MX0617	MY0619	ML0625	L025,L03
2525M08	25	25	150	32	WN..0804..	MW0804	MX0617	MY0619	ML0625	L025,L03
3232P08	32	32	170	40	WN..0804..	MW0804	MX0617	MY0619	ML0625	L025,L03
4040R08	40	40	200	50	WN..0804..	MW0804	MX0617	MY0619	ML0625	L025,L03

适用 Suitable: 德克刀片 DEREK Insert

Type W

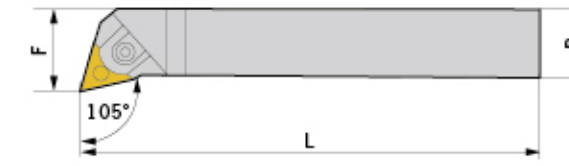

WTJNR/L



型号 Specification	H	B	L	F	刀片 Insert	刀垫 Shim	中心螺丝 Center screw	压板 Clamp	压板螺丝 Clamp screw	C型环 C Ring	扳手 Wrench
WTJNR/L 1616H16	16	16	100	20	TN..1604..	MT1603	WX0515	WYT16	WL0625	C6	L025,L04
2020K16	20	20	125	25	TN..1604..	MT1603	WX0515	WYT16	WL0625	C6	L025,L04
2525M16	25	25	150	32	TN..1604..	MT1603	WX0515	WYT16	WL0625	C6	L025,L04
3232P16	32	32	170	40	TN..1604..	MT1603	WX0515	WYT16	WL0625	C6	L025,L04

适用 Suitable: 德克刀片 DEREK Insert

WTQNR/L

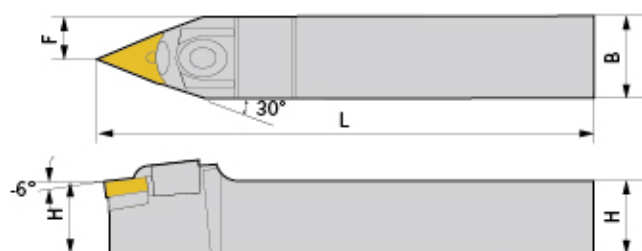


型号 Specification	H	B	L	F	刀片 Insert	刀垫 Shim	中心螺丝 Center screw	压板 Clamp	压板螺丝 Clamp screw	C型环 C Ring	扳手 Wrench
WTQNR/L 2020K16	20	20	125	25	TN..1604..	MT1603	WX0515	WYT16	WL0625	C6	L025,L04
2525M16	25	25	150	32	TN..1604..	MT1603	WX0515	WYT16	WL0625	C6	L025,L04

适用 Suitable: 德克刀片 DEREK Insert

Type W

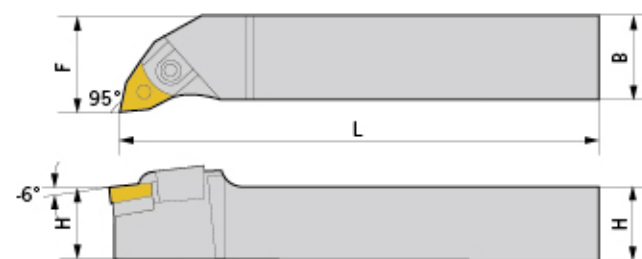

WTENN



型号 Specification	H	B	L	F	刀片 Insert	刀垫 Shim	中心螺丝 Center screw	压板 Clamp	压板螺丝 Clamp screw	C型环 C Ring	扳手 Wrench
WTENN 2020K16	20	20	125	10	TN..1604..	MT1603	WX0515	WYT16	WL0625	C6	L025,L04
2525M16	25	25	150	12.5	TN..1604..	MT1603	WX0515	WYT16	WL0625	C6	L025,L04

适用 Suitable: 德克刀片 DEREK Insert

WWLNR/L

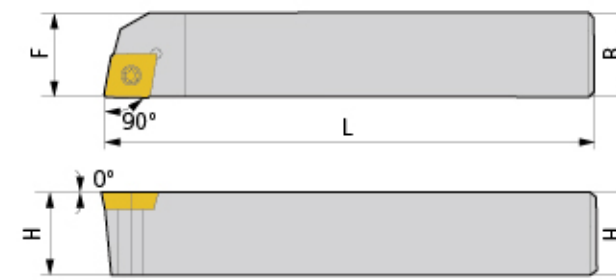



型号 Specification	H	B	L	F	刀片 Insert	刀垫 Shim	中心螺丝 Center screw	压板 Clamp	压板螺丝 Clamp screw	C型环 C Ring	扳手 Wrench
WWLNR/L 2020K08	20	20	125	25	WN..0804..	MW0804	WX0618	WYW08	WL0825	C8	L03,L04
2525M08	25	25	150	32	WN..0804..	MW0804	WX0618	WYW08	WL0825	C8	L03,L04
3232P08	32	32	170	40	WN..0804..	MW0804	WX0618	WYW08	WL0825	C8	L03,L04

适用 Suitable: 德克刀片 DEREK Insert

Type S

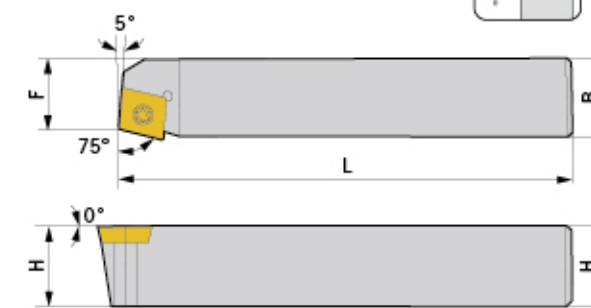

SCACR/L



型号 Specification	H	B	L	F	刀片 Insert	螺丝 Screw	扳手 Wrench
SCACR/L 1010E06	10	10	70	10	CC..0602..	M2.5*7	Q08
1212F06	12	12	80	12	CC..0602..	M2.5*7	Q08
1212F09	12	12	80	12	CC..09T3..	M3.5*9	Q15

适用 Suitable: 德克刀片 DEREK Insert

SCBCR/L

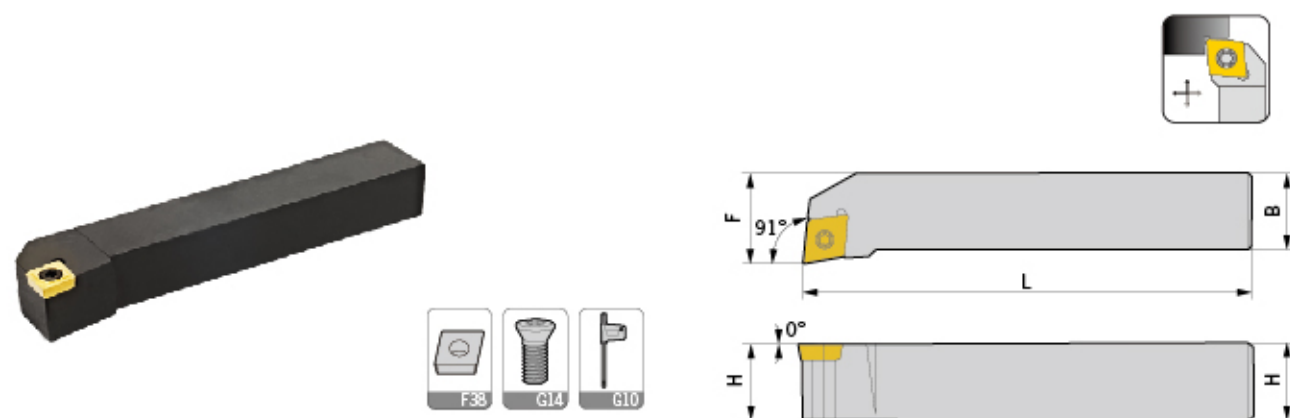


型号 Specification	H	B	L	F	刀片 Insert	螺丝 Screw	扳手 Wrench
SCBCR/L 1212H09	12	12	100	10	CC..09T3..	M3.5*9	Q15
1616H09	16	16	100	13	CC..09T3..	M3.5*9	Q15
2020K09	20	20	125	17	CC..09T3..	M3.5*9	Q15
2525M09	25	25	150	22	CC..09T3..	M3.5*9	Q15
2020K12	20	20	125	17	CC..1204..	M5*12	Q20
2525M12	25	25	150	22	CC..1204..	M5*12	Q20

适用 Suitable: 德克刀片 DEREK Insert

Type S

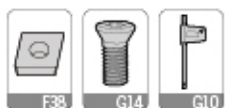
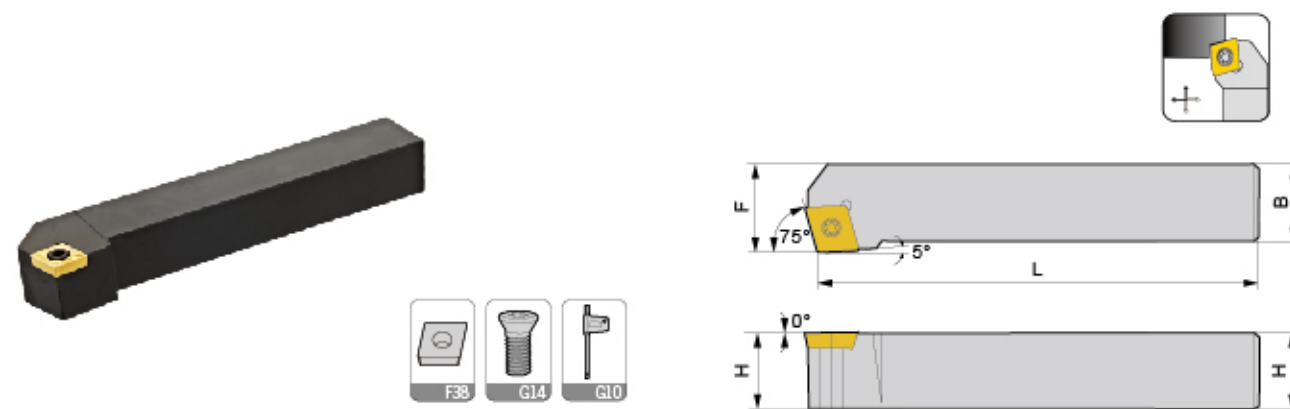
SCFCR/L



型号 Specification	H	B	L	F	刀片 Insert	螺丝 Screw	扳手 Wrench
SCFCR/L 1212F09	12	12	80	16	CC..09T3..	M3.5*9	Q15
1616H09	16	16	100	20	CC..09T3..	M3.5*9	Q15
2020K09	20	20	125	25	CC..09T3..	M3.5*9	Q15
2525M09	25	25	150	32	CC..09T3..	M3.5*9	Q15
2525M12	25	25	150	32	CC..1204..	M5*12	Q20

适用 Suitable: 德克刀片 DEREK Insert

SCKCR/L

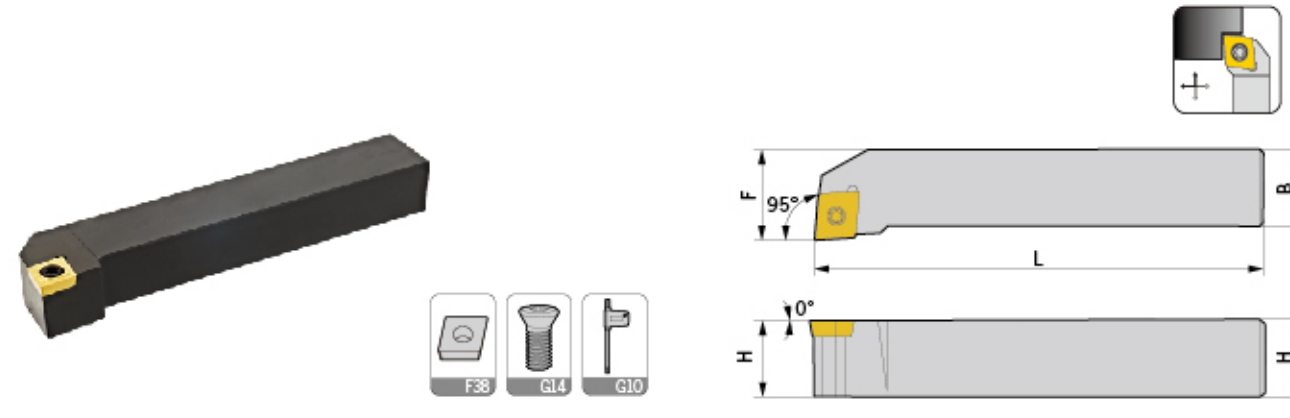


型号 Specification	H	B	L	F	刀片 Insert	螺丝 Screw	扳手 Wrench
SCKCR/L 2020K09	20	20	125	25	CC..09T3..	M3.5*9	Q15
2525M09	25	25	150	32	CC..09T3..	M3.5*9	Q15
2020K12	20	20	125	25	CC..1204..	M5*12	Q20
2525M12	25	25	150	32	CC..1204..	M5*12	Q20

适用 Suitable: 德克刀片 DEREK Insert

Type S

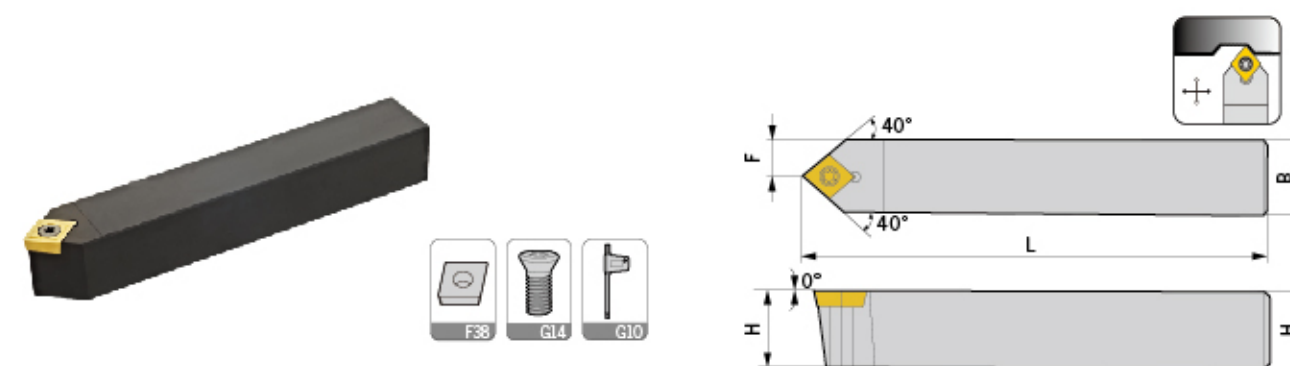
SCLCR/L



型号 Specification	H	B	L	F	刀片 Insert	螺丝 Screw	扳手 Wrench
SCLCR/L 1212F09	12	12	80	16	CC..09T3..	M3.5*9	Q15
1616H09	16	16	100	20	CC..09T3..	M3.5*9	Q15
2020K09	20	20	125	25	CC..09T3..	M3.5*9	Q15
2525M09	25	25	150	32	CC..09T3..	M3.5*9	Q15
1616H12	16	16	100	20	CC..1204..	M5*12	Q20
2020K12	20	20	125	25	CC..1204..	M5*12	Q20
2525M12	25	25	150	32	CC..1204..	M5*12	Q20
3232P12	32	32	170	40	CC..1204..	M5*12	Q20

适用 Suitable: 德克刀片 DEREK Insert

SCMCN

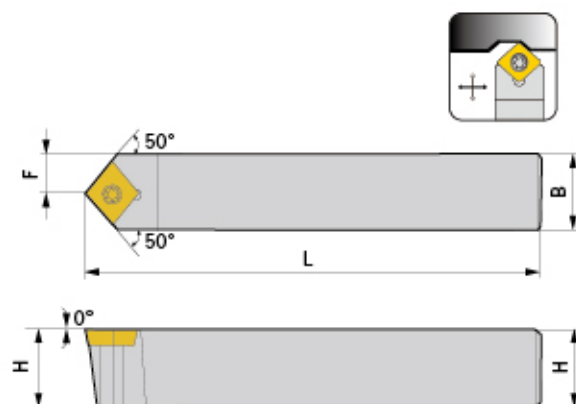



型号 Specification	H	B	L	F	刀片 Insert	螺丝 Screw	扳手 Wrench
SCMCN 1010E06	10	10	70	5	CC..0602..	M2.5*7	Q08
1212F06	12	12	80	6	CC..0602..	M2.5*7	Q08
1212F09	12	12	80	6	CC..09T3..	M3.5*9	Q15
1616H09	16	16	100	8	CC..09T3..	M3.5*9	Q15
2020K09	20	20	125	10	CC..09T3..	M3.5*9	Q15
2525M09	25	25	150	12.5	CC..09T3..	M3.5*9	Q15

适用 Suitable: 德克刀片 DEREK Insert

Type S

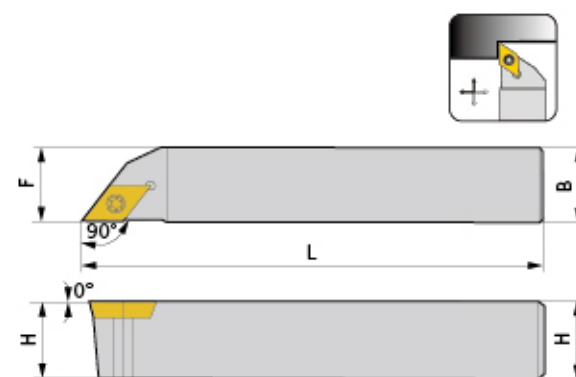

SCMCN-40



型号 Specification	H	B	L	F	刀片 Insert	螺丝 Screw	扳手 Wrench
SCMCN 1010E06-40	10	10	70	5	CC..0602..	M2.5*7	Q08
1212F06-40	12	12	80	6	CC..0602..	M2.5*7	Q08
1212F09-40	12	12	80	6	CC..09T3..	M3.5*9	Q15
1616H09-40	16	16	100	8	CC..09T3..	M3.5*9	Q15
2020K09-40	20	20	125	10	CC..09T3..	M3.5*9	Q15
2525M09-40	25	25	150	12.5	CC..09T3..	M3.5*9	Q15

适用 Suitable: 德克刀片 DEREK Insert

SDACR/L

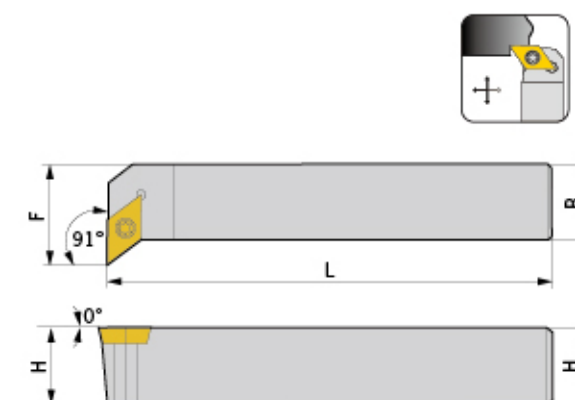


型号 Specification	H	B	L	F	刀片 Insert	螺丝 Screw	扳手 Wrench
SDACR/L 1010E07	10	10	70	10	DC..0702..	M2.5*7	Q08
1212F07	12	12	80	12	DC..0702..	M2.5*7	Q08
1212F11	12	12	80	12	DC..11T3..	M3.5*9	Q15
1616H11	16	16	100	16	DC..11T3..	M3.5*9	Q15
2020K11	20	20	125	20	DC..11T3..	M3.5*9	Q15
2525M11	25	25	150	25	DC..11T3..	M3.5*9	Q15

适用 Suitable: 德克刀片 DEREK Insert

Type S

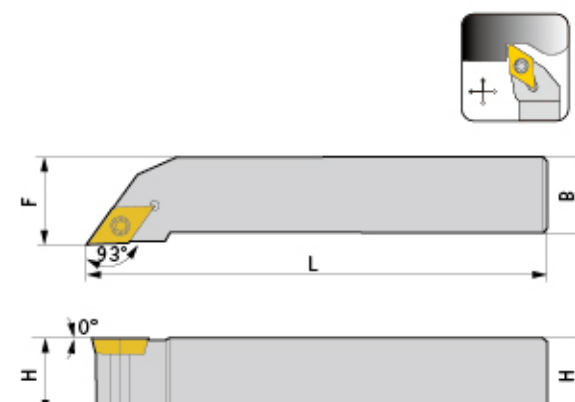
SDFCR/L



型号 Specification	H	B	L	F	刀片 Insert	螺丝 Screw	扳手 Wrench
SDFCR/L 1212F07	12	12	80	16	DC..0702..	M2.5*7	Q08
1616H11	16	16	100	20	DC..11T3..	M3.5*9	Q15
2020K11	20	20	125	25	DC..11T3..	M3.5*9	Q15

适用 Suitable: 德克刀片 DEREK Insert

SDJCR/L

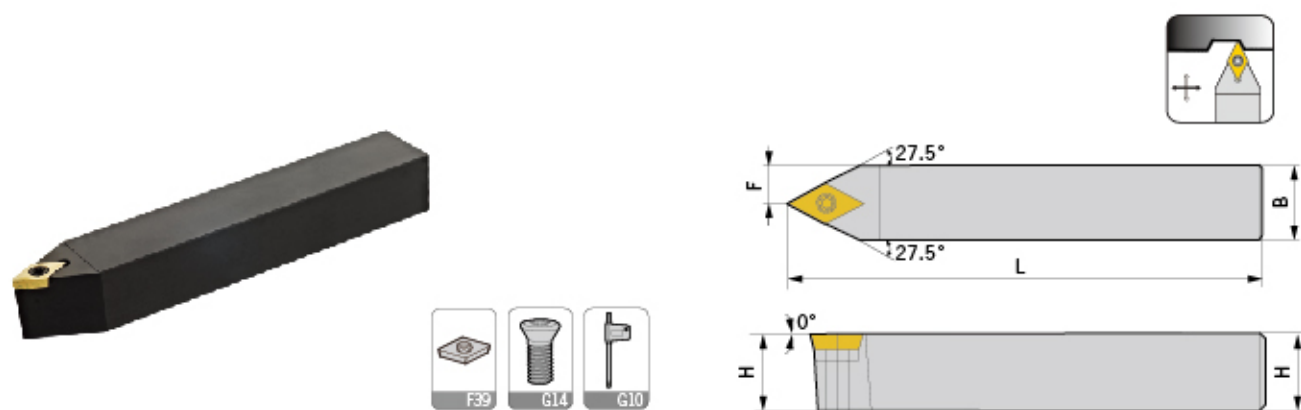


型号 Specification	H	B	L	F	刀片 Insert	螺丝 Screw	扳手 Wrench
SDJCR/L 1212F07	12	12	80	16	DC..0702..	M2.5*7	Q08
1616H07	16	16	100	20	DC..0702..	M2.5*7	Q08
1212F11	12	12	80	16	DC..11T3..	M3.5*9	Q15
1616H11	16	16	100	20	DC..11T3..	M3.5*9	Q15
2020K11	20	20	125	25	DC..11T3..	M3.5*9	Q15
2525M11	25	25	150	32	DC..11T3..	M3.5*9	Q15
3232P11	32	32	170	40	DC..11T3..	M3.5*9	Q15

适用 Suitable: 德克刀片 DEREK Insert

Type S

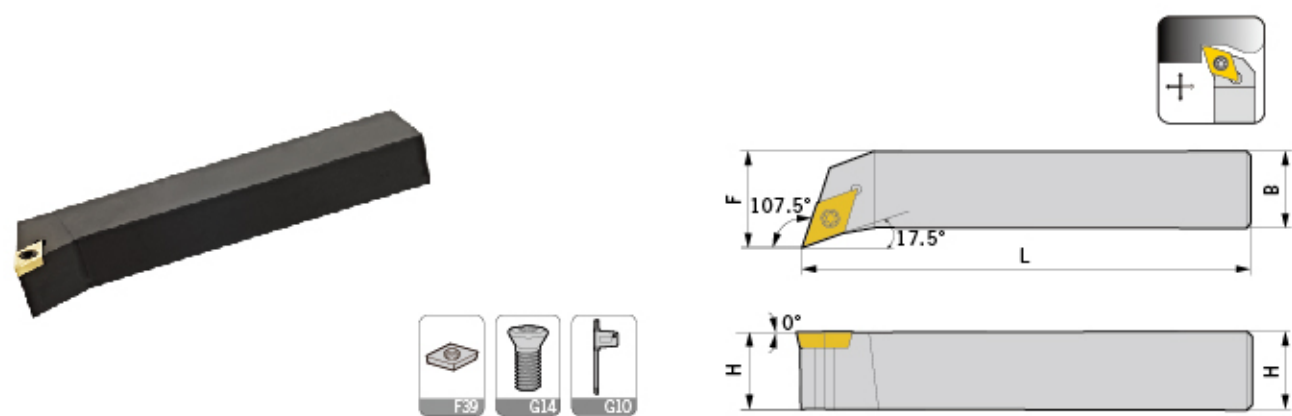
SDNCN



型号 Specification	H	B	L	F	刀片 Insert	螺丝 Screw	扳手 Wrench
SDNCN 0808D07	8	8	60	4	DC..0702..	M2.5*7	Q08
1010E07	10	10	70	5	DC..0702..	M2.5*7	Q08
1212F07	12	12	80	6	DC..0702..	M2.5*7	Q08
1212F11	12	12	80	6	DC..11T3..	M3.5*9	Q15
1616H11	16	16	100	8	DC..11T3..	M3.5*9	Q15
2020K11	20	20	125	10	DC..11T3..	M3.5*9	Q15
2525M11	25	25	150	12.5	DC..11T3..	M3.5*9	Q15

适用 Suitable: 德克刀片 DEREK Insert

SDQCR/L

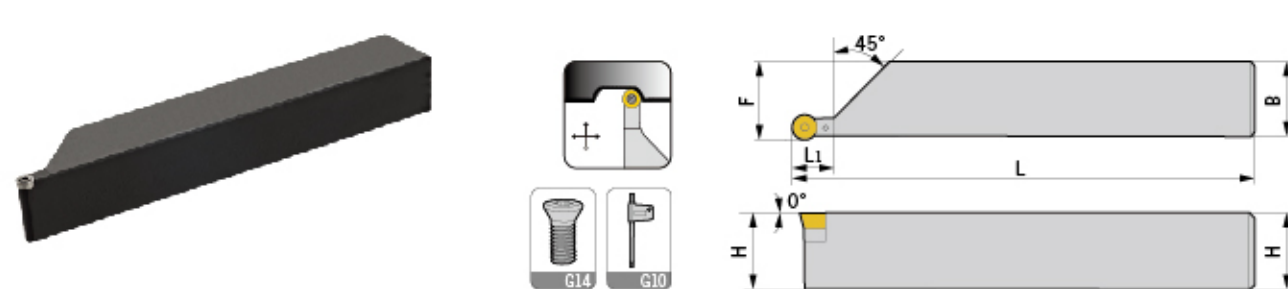


型号 Specification	H	B	L	F	刀片 Insert	螺丝 Screw	扳手 Wrench
SDQCR/L 1212F07	12	12	80	16	DC..0702..	M2.5*7	Q08
1212F11	12	12	80	16	DC..11T3..	M3.5*9	Q15
1616H11	16	16	100	20	DC..11T3..	M3.5*9	Q15
2020K11	20	20	125	25	DC..11T3..	M3.5*9	Q15
2525M11	25	25	150	32	DC..11T3..	M3.5*9	Q15

适用 Suitable: 德克刀片 DEREK Insert

Type S

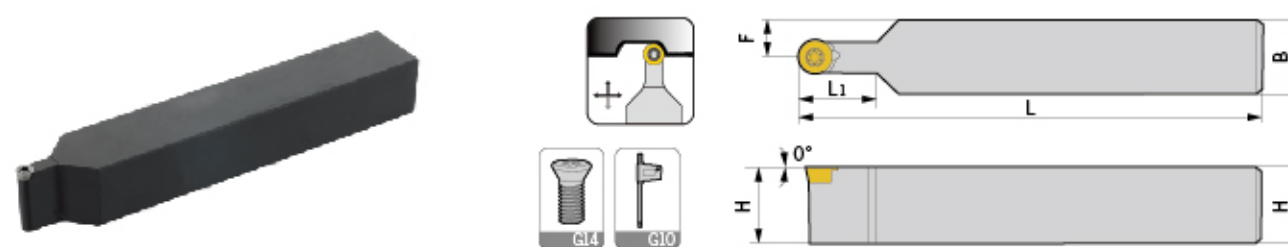
SRACR/L



型号 Specification	H	B	L	L1	F	刀片 Insert	螺丝 Screw	扳手 Wrench
SRACR/L 1212F06	12	12	80	12	12.4	RC..0602..	M2.5*7	Q08
1616H06	16	16	100	12	16.4	RC..0602..	M2.5*7	Q08
2020K06	20	20	125	12	20.4	RC..0602..	M2.5*7	Q08
2525M06	25	25	150	12	25.4	RC..0602..	M2.5*7	Q08
1616H08	16	16	100	16	16.5	RC..0803..	M3*7	Q08
2020K08	20	20	125	16	20.5	RC..0803..	M3*7	Q08
2525M08	25	25	150	16	25.5	RC..0803..	M3*7	Q08
2020K10	20	20	125	20.3	20.4	RC..1003..	M3.5*9	Q15
2525M10	25	25	150	20.3	25.4	RC..1003..	M3.5*9	Q15

适用 Suitable: 德克刀片 DEREK Insert

SRDCN

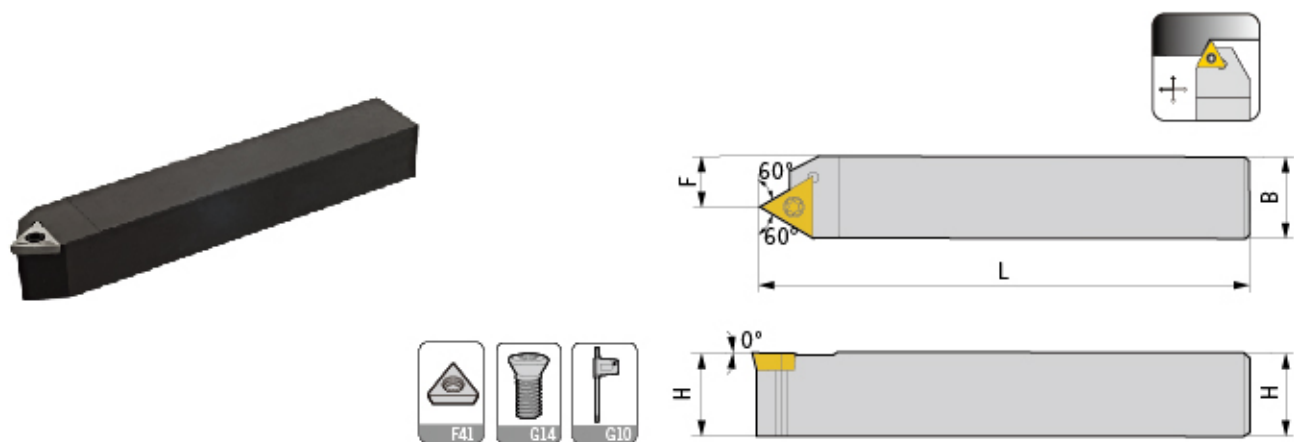


型号 Specification	H	B	L	L1	F	刀片 Insert	螺丝 Screw	扳手 Wrench
SRDCN 2020K06	20	20	125	12	10	RC..0602..	M2.5*7	Q08
2525M06	25	25	150	12	12.5	RC..0602..	M2.5*7	Q08
1616H08	16	16	100	16	8	RC..0803..	M3*7	Q08
2020K08	20	20	125	16	10	RC..0803..	M3*7	Q08
2525M08	25	25	150	16	12.5	RC..0803..	M3*7	Q08
1616H10	16	16	100	20.3	8	RC..1003..	M3.5*9	Q15
2020K10	20	20	125	20.3	10	RC..1003..	M3.5*9	Q15
2525M10	25	25	150	20.3	12.5	RC..1003..	M3.5*9	Q15

适用 Suitable: 德克刀片 DEREK Insert

Type S

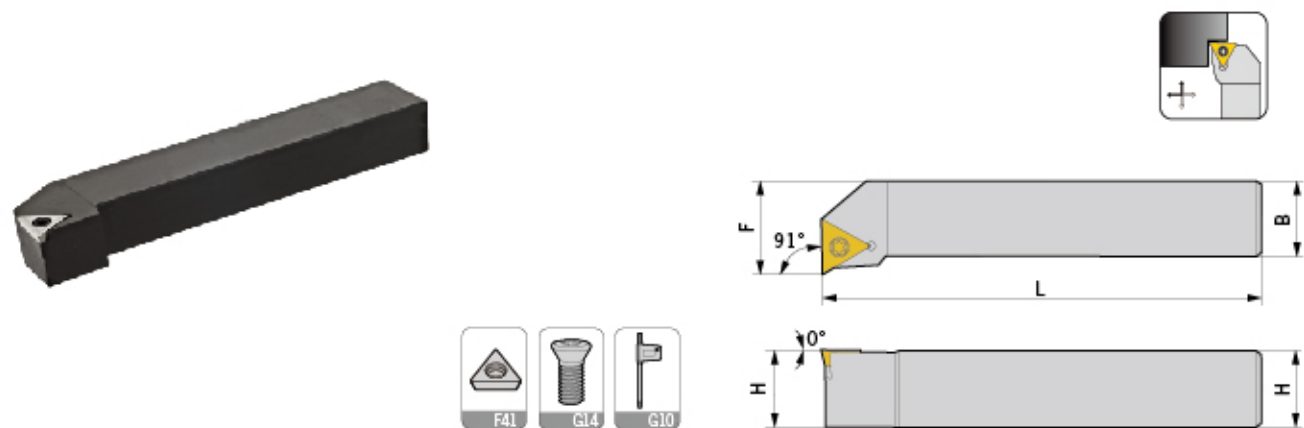
STECR/L



型号 Specification	H	B	L	F	刀片 Insert	螺丝 Screw	扳手 Wrench
STECR/L 2020K11	20	20	125	14.5	TC..1102..	M2.5*7	Q08
2525M11	25	25	150	19.5	TC..1102..	M2.5*7	Q08
2020K16	20	20	125	12	TC..16T3..	M3.5*9	Q15
2525M16	25	25	150	17	TC..16T3..	M3.5*9	Q15

适用 Suitable: 德克刀片 DEREK Insert

STFCR/L

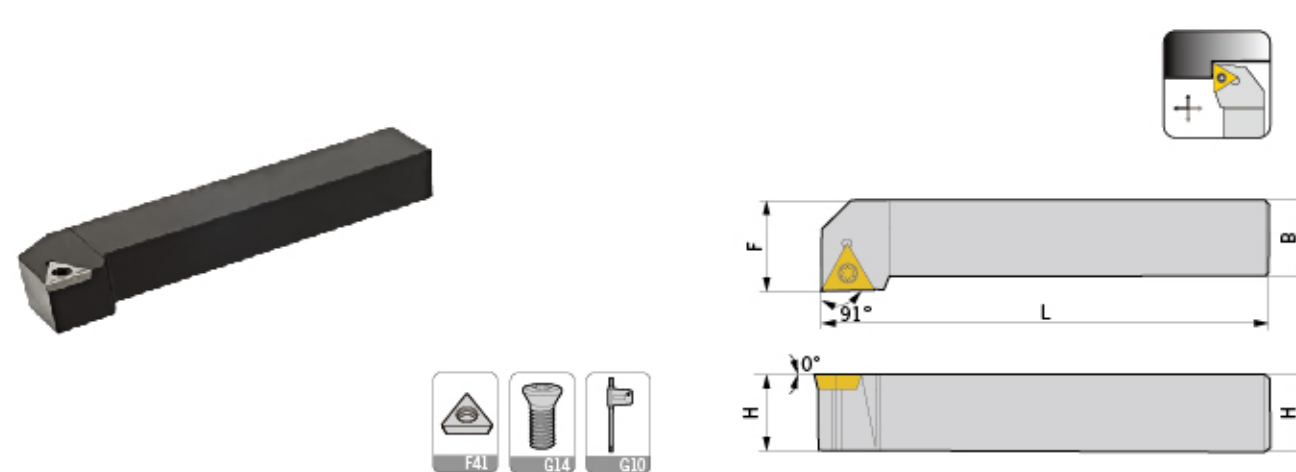


型号 Specification	H	B	L	F	刀片 Insert	螺丝 Screw	扳手 Wrench
STFCR/L 1212F09	12	12	80	16	TC..0902..	M2.2*7	Q06
1212F11	12	12	80	16	TC..1102..	M2.5*7	Q08
1616H11	16	16	100	20	TC..1102..	M2.5*7	Q08
1616H16	16	16	100	20	TC..16T3..	M3.5*9	Q15
2020K16	20	20	125	25	TC..16T3..	M3.5*9	Q15
2525M16	25	25	150	32	TC..16T3..	M3.5*9	Q15

适用 Suitable: 德克刀片 DEREK Insert

Type S

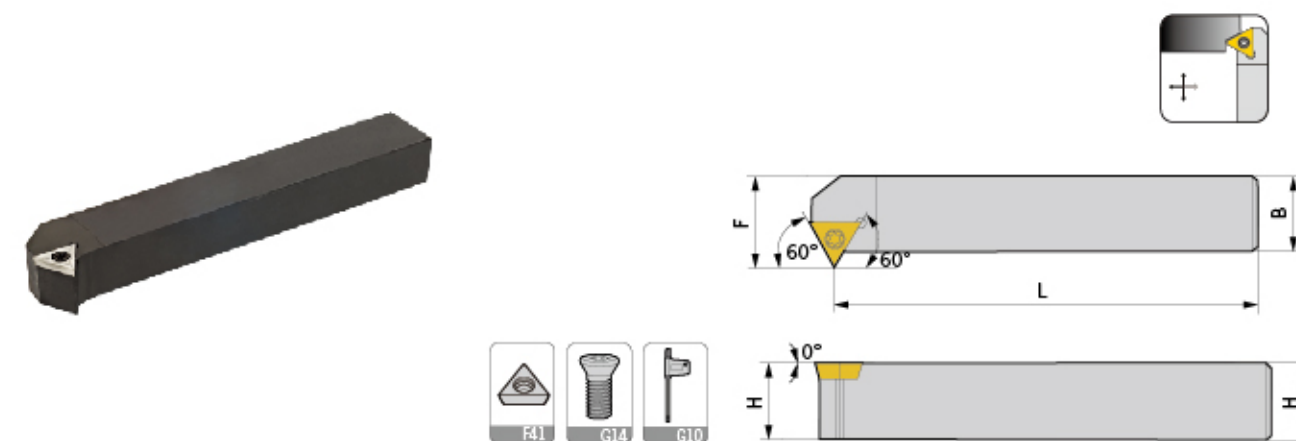
STGCR/L



型号 Specification	H	B	L	F	刀片 Insert	螺丝 Screw	扳手 Wrench
STGCR/L 1010F09	10	10	80	12	TC..0902..	M2.2*7	Q06
1616H11	16	16	100	20	TC..1102..	M2.5*7	
2020K16	20	20	125	25	TC..16T3..	M3.5*9	Q15
2525M16	25	25	150	32	TC..16T3..	M3.5*9	

适用 Suitable: 德克刀片 DEREK Insert

STWCR/L

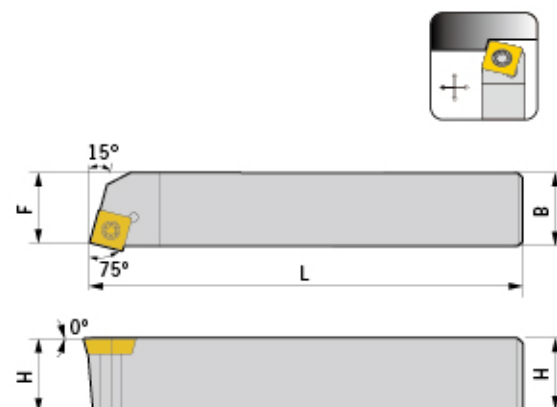



型号 Specification	H	B	L	F	刀片 Insert	螺丝 Screw	扳手 Wrench
STWCR/L 1212F11	12	12	80	15.3	TC..1102..	M2.5*7	Q08
1616H11	16	16	100	19.3	TC..1102..	M2.5*7	Q08
2020K11	20	20	125	23.3	TC..1102..	M2.5*7	Q08
1616H16	16	16	100	21	TC..16T3..	M3.5*9	Q15
2020K16	20	20	125	26	TC..16T3..	M3.5*9	Q15
2525M16	25	25	150	31	TC..16T3..	M3.5*9	Q15

适用 Suitable: 德克刀片 DEREK Insert

Type S

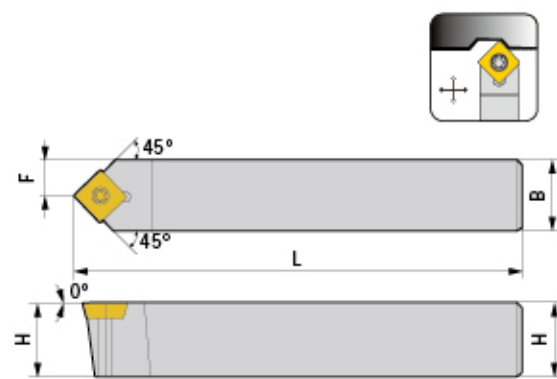

SSBCR/L



型号 Specification	H	B	L	F	刀片 Insert	螺丝 Screw	扳手 Wrench
SSBCR/L 1212F09	12	12	80	9.5	SC..09T3..	M3.5*9	Q15
1616H09	16	16	100	13	SC..09T3..	M3.5*9	Q15
2020K09	20	20	125	17	SC..09T3..	M3.5*9	Q15

适用 Suitable: 德克刀片 DEREK Insert

SSDCN

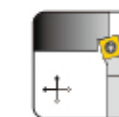
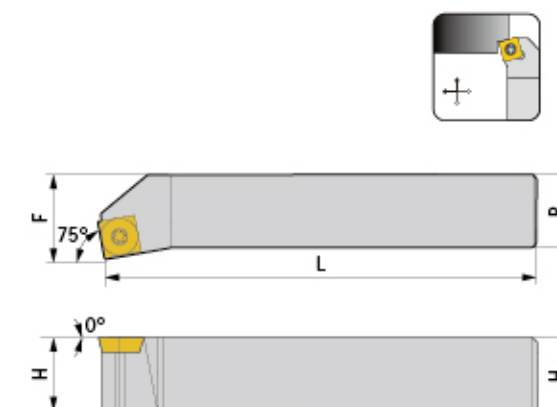



型号 Specification	H	B	L	F	刀片 Insert	螺丝 Screw	扳手 Wrench
SSDCN 1212F09	12	12	80	6	SC..09T3..	M3.5*9	Q15
1616H09	16	16	100	8	SC..09T3..	M3.5*9	Q15
2020K09	20	20	125	10	SC..09T3..	M3.5*9	Q15
2525M09	25	25	150	12.5	SC..09T3..	M3.5*9	Q15
1616H12	16	16	100	8	SC..1204..	M5*12	Q20
2020K12	20	20	125	10	SC..1204..	M5*12	Q20
2525M12	25	25	150	12.5	SC..1204..	M5*12	Q20

适用 Suitable: 德克刀片 DEREK Insert

Type S

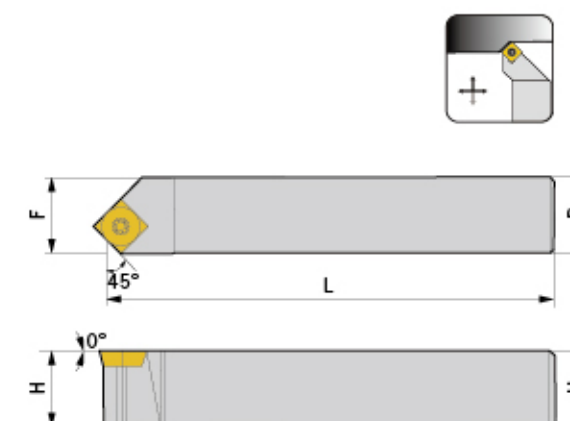
SSKCR/L



型号 Specification	H	B	L	F	刀片 Insert	螺丝 Screw	扳手 Wrench
SSKCR/L 1212F09	12	12	80	16	SC..09T3..	M3.5*9	Q15
1616H09	16	16	100	20	SC..09T3..	M3.5*9	Q15
2020K09	20	20	125	25	SC..09T3..	M3.5*9	Q15
2525M12	25	25	150	32	SC..1204..	M5*12	Q20

适用 Suitable: 德克刀片 DEREK Insert

SSSCR/L

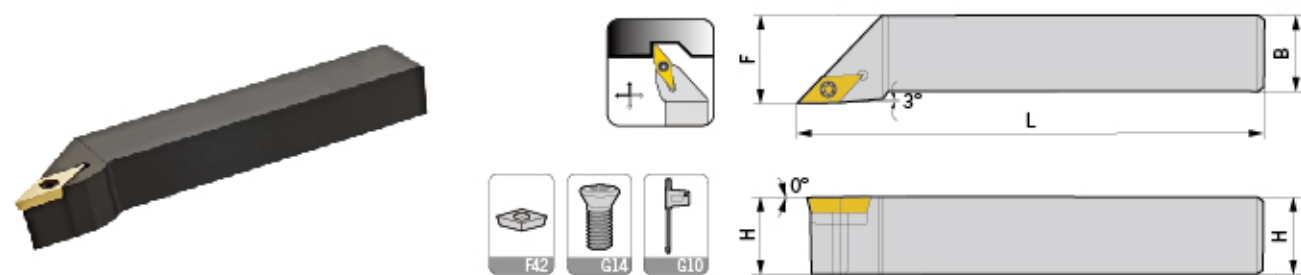


型号 Specification	H	B	L	F	刀片 Insert	螺丝 Screw	扳手 Wrench
SSSCR/L 1616H09	16	16	100	20	SC..09T3..	M3.5*9	Q15
2020K09	20	20	125	25	SC..09T3..	M3.5*9	Q15
2525M09	25	25	150	32	SC..09T3..	M3.5*9	Q15
2525M12	25	25	150	32	SC..1204..	M5*12	Q20

适用 Suitable: 德克刀片 DEREK Insert

Type S

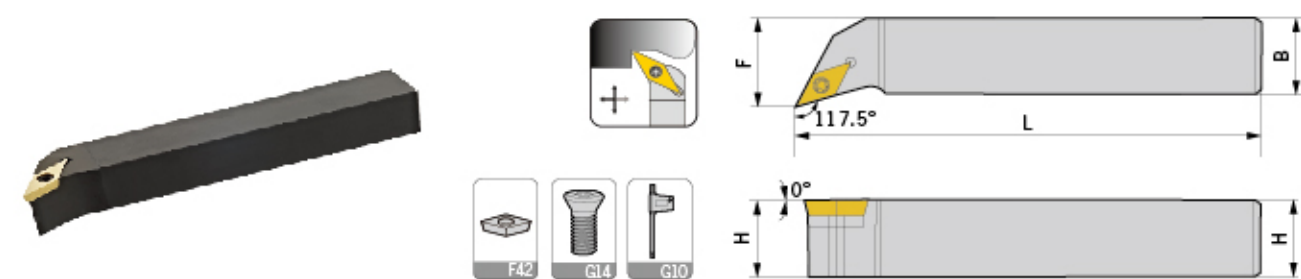
SVJ*R/L



型号 Specification	H	B	L	F	刀片 Insert	螺丝 Screw	扳手 Wrench
SVJBR/L 1212F11	12	12	80	16	VB..1103..	M2.5*7	Q08
1616H11	16	16	100	20	VB..1103..	M2.5*7	Q08
2020K11	20	20	125	25	VB..1103..	M2.5*7	Q08
2525M11	25	25	150	32	VB..1103..	M2.5*7	Q08
1616H16	16	16	100	20	VB..1604..	M3.5*9	Q15
2020K16	20	20	125	25	VB..1604..	M3.5*9	Q15
2525M16	25	25	150	32	VB..1604..	M3.5*9	Q15
3232P16	32	32	170	40	VB..1604..	M3.5*9	Q15
1212F11	12	12	80	16	VC..1103..	M2.5*7	Q08
SVJCR/L 1616H11	16	16	100	20	VC..1103..	M2.5*7	Q08
2020K11	20	20	125	25	VC..1103..	M2.5*7	Q08
2525M11	25	25	150	32	VC..1103..	M2.5*7	Q08
1616H16	16	16	100	20	VC..1604..	M3.5*9	Q15
2020K16	20	20	125	25	VC..1604..	M3.5*9	Q15
2525M16	25	25	150	32	VC..1604..	M3.5*9	Q15
3232P16	32	32	170	40	VC..1604..	M3.5*9	Q15

适用 Suitable:德克刀片 DEREK Insert

SVQ*R/L

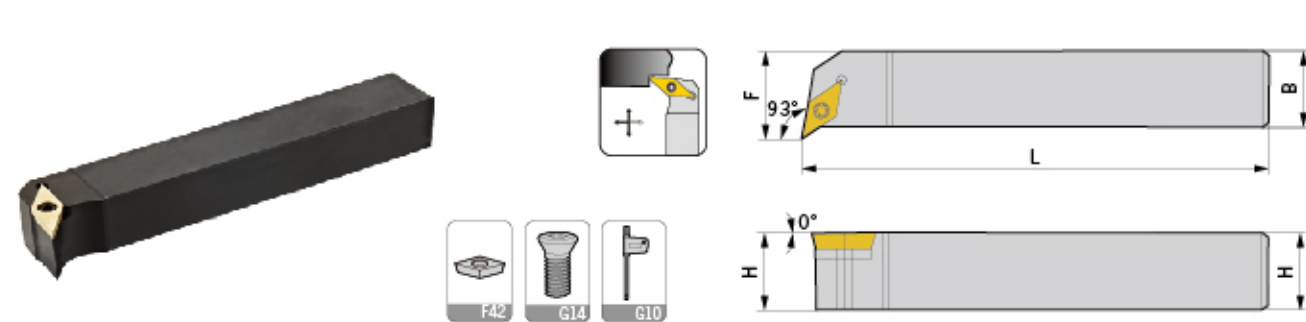


型号 Specification	H	B	L	F	刀片 Insert	螺丝 Screw	扳手 Wrench
SVQBR/L 1616H11	16	16	100	20	VB..1103..	M2.5*7	Q08
2020K11	20	20	125	25	VB..1103..	M2.5*7	Q08
1616H16	16	16	100	20	VB..1604..	M3.5*9	Q15
2020K16	20	20	125	25	VB..1604..	M3.5*9	Q15
2525M16	25	25	150	32	VB..1604..	M3.5*9	Q15
3232P16	32	32	170	40	VB..1604..	M3.5*9	Q15
SVQCR/L 1616H11	16	16	100	20	VC..1103..	M2.5*7	Q08
2020K11	20	20	125	25	VC..1103..	M2.5*7	Q08
1616H16	16	16	100	20	VC..1604..	M3.5*9	Q15
2020K16	20	20	125	25	VC..1604..	M3.5*9	Q15
2525M16	25	25	150	32	VC..1604..	M3.5*9	Q15
3232P16	32	32	170	40	VC..1604..	M3.5*9	Q15

适用 Suitable:德克刀片 DEREK Insert

Type S

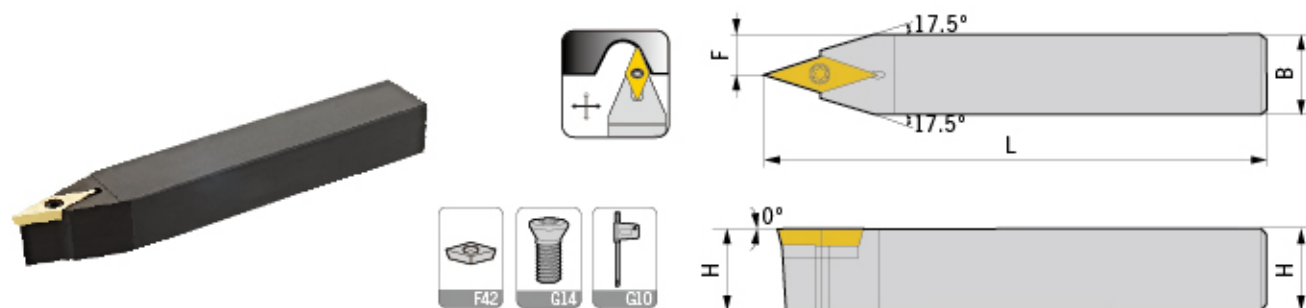
SVU*R/L



型号 Specification	H	B	L	F	刀片 Insert	螺丝 Screw	扳手 Wrench
SVUBR/L 1616H11	16	16	100	20	VB..1103..	M2.5*7	Q08
2020K16	20	20	125	30	VB..1604..	M3.5*9	Q15
2525M16	25	25	150	32	VB..1604..	M3.5*9	Q15
1616H11	16	16	100	20	VC..1103..	M2.5*7	Q08
SVUCR/L 2020K16	20	20	125	30	VC..1604..	M3.5*9	Q15
2525M16	25	25	150	32	VC..1604..	M3.5*9	Q15

适用 Suitable:德克刀片 DEREK Insert

SVW*N

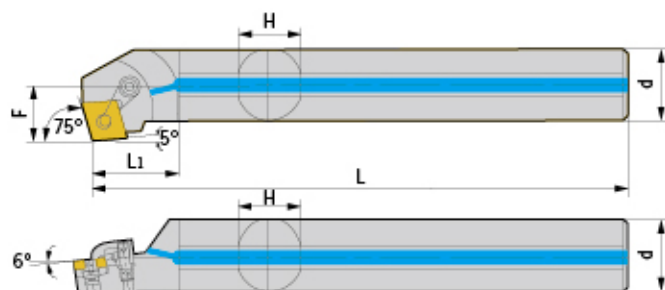


型号 Specification	H	B	L	F	刀片 Insert	螺丝 Screw	扳手 Wrench
SVVBN 1212F11	12	12	80	6	VB..1103..	M2.5*7	Q08
1616H11	16	16	100	8	VB..1103..	M2.5*7	Q08
2020K11	20	20	125	10	VB..1103..	M2.5*7	Q08
2525M11	25	25	150	12.5	VB..1103..	M2.5*7	Q08
1616H16	16	16	100	8	VB..1604..	M3.5*9	Q15
2020K16	20	20	125	10	VB..1604..	M3.5*9	Q15
2525M16	25	25	150	12.5	VB..1604..	M3.5*9	Q15
3232P16	32	32	170	16	VB..1604..	M3.5*9	Q15
SVVCN 1212F11	12	12	80	6	VC..1103..	M2.5*7	Q08
1616H11	16	16	100	8	VC..1103..	M2.5*7	Q08
2020K11	20	20	125	10	VC..1103..	M2.5*7	Q08
2525M11	25	25	150	12.5	VC..1103..	M2.5*7	Q08
1616H16	16	16	100	8	VC..1604..	M3.5*9	Q15
2020K16	20	20	125	10	VC..1604..	M3.5*9	Q15
2525M16	25	25	150	12.5	VC..1604..	M3.5*9	Q15
3232P16	32	32	170	16	VC..1604..	M3.5*9	Q15

适用 Suitable:德克刀片 DEREK Insert

Type M

MCKNR/L

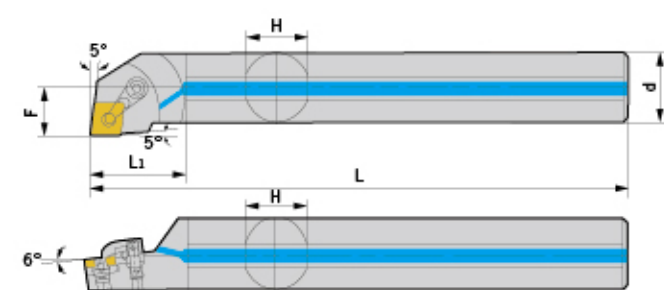


型号 Specification	最小加工径 Min dia	d	F	L	L1	H	a	刀片 Insert	刀垫 Shim	中心螺丝 Center screw	压板 Clamp	压板螺丝 Clamp screw	扳手 Wrench	出水孔 Water hole
S20Q-MCKNR/L12	26	20	14	180	34	18	15°	CN..1204..	-	MX0613	MY0515-A	ML0520	L025	-
S25R-MCKNR/L12	32	25	16.5	200	43	23	12°	CN..1204..	-	MX0613	MY0619	ML0620	L025,L03	-
S32S-MCKNR/L12	40	32	22.5	250	54	30	17°	CN..1204..	MC1204	MX0617	MY0619	MY0625	L025,L03	-
S40T-MCKNR/L12	50	40	26	300	68	37	15°	CN..1204..	MC1204	MX0617	MY0619	MY0625	L025,L03	-
S50U-MCKNR/L12	60	50	33	350	85	47	12°	CN..1204..	MC1204	MX0617	MY0619	MY0625	L025,L03	-
S60V-MCKNR/L12	70	60	36	400	102	56	10°	CN..1204..	MC1204	MX0617	MY0619	MY0625	L025,L03	-
H20Q-MCKNR/L12	26	20	14	180	34	18	15°	CN..1204..	-	MX0613	MY0515-A	ML0520	L025	-
H25R-MCKNR/L12	32	25	16.5	200	43	23	12°	CN..1204..	-	MX0613	MY0619	ML0620	L025,L03	-
A20Q-MCKNR/L12	26	20	14	180	34	18	15°	CN..1204..	-	MX0613	MY0515-A	ML0520	L025	√
A25R-MCKNR/L12	32	25	16.5	200	43	23	12°	CN..1204..	-	MX0613	MY0619	ML0620	L025,L03	√
A32S-MCKNR/L12	40	32	22.5	250	54	30	17°	CN..1204..	MC1204	MX0617	MY0619	MY0625	L025,L03	√
A40T-MCKNR/L12	50	40	26	300	68	37	15°	CN..1204..	MC1204	MX0617	MY0619	MY0625	L025,L03	√
A50U-MCKNR/L19	60	50	32.5	350	85	47	12°	CN..1906..	MC1904	MX1022	MY0823	ML0828	L04	√

适用 Suitable: 德克刀片 DEREK Insert

Type M

MCLNR/L

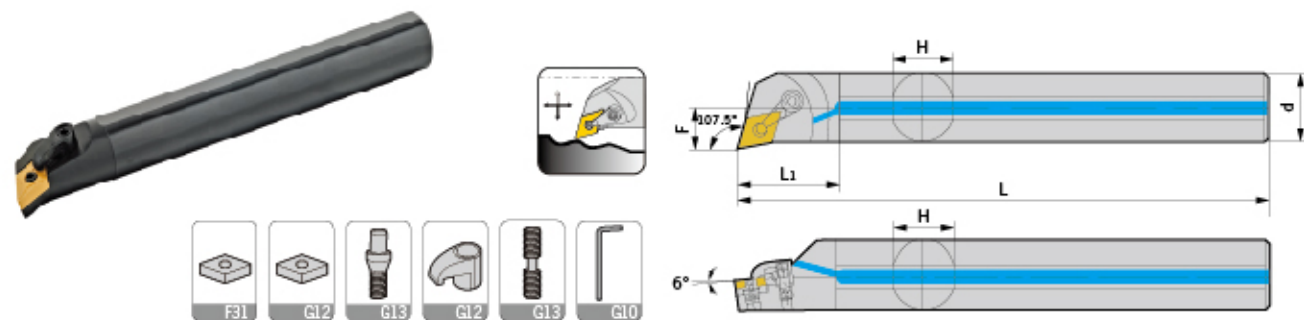


型号 Specification	最小加工径 Min dia	d	F	L	L1	H	a	刀片 Insert	刀垫 Shim	中心螺丝 Center screw	压板 Clamp	压板螺丝 Clamp screw	扳手 Wrench	出水孔 Water hole
S20Q-MCLNR/L12	25	20	13	180	34	18	15°	CN..1204..	-	MX0613	MY0515-A	ML0520	L025	-
S25R-MCLNR/L12	32	25	16.5	200	43	23	12°	CN..1204..	-	MX0613	MY0619	ML0620	L025,L03	-
S32S-MCLNR/L12	40	32	22.5	250	54	30	17°	CN..1204..	MC1204	MX0617	MY0619	ML0625	L025,L03	-
S40T-MCLNR/L12	50	40	26	300	68	37	15°	CN..1204..	MC1204	MX0617	MY0619	ML0625	L025,L03	-
S50U-MCLNR/L12	60	50	31	350	85	47	12°	CN..1204..	MC1204	MX0617	MY0619	ML0625	L025,L03	-
S60V-MCLNR/L12	70	60	36	400	102	56	10°	CN..1204..	MC1204	MX0617	MY0619	ML0625	L025,L03	-
S50U-MCLNR/L19	60	50	31	350	85	47	12°	CN..1906..	MC1904	MX1022	MY0823	ML0828	L04	-
H20Q-MCLNR/L12	25	20	13	180	34	18	15°	CN..1204..	-	MX0613	MY0515-A	ML0520	L025	-
H25R-MCLNR/L12	32	25	16.5	200	43	23	12°	CN..1204..	-	MX0613	MY0619	ML0620	L025,L03	-
H32S-MCLNR/L12	40	32	22.5	250	54	30	17°	CN..1204..	MC1204	MX0617	MY0619	ML0625	L025,L03	-
A20Q-MCLNR/L12	25	20	13	180	34	18	15°	CN..1204..	-	MX0613	MY0515-A	ML0520	L025	√
A25R-MCLNR/L12	32	25	16.5	200	43	23	12°	CN..1204..	-	MX0613	MY0619	ML0620	L025,L03	√
A32S-MCLNR/L12	40	32	22.5	250	54	30	17°	CN..1204..	MC1204	MX0617	MY0619	ML0625	L025,L03	√
A40T-MCLNR/L12	50	40	26	300	68	37	15°	CN..1204..	MC1204	MX0617	MY0619	ML0625	L025,L03	√
A50U-MCLNR/L12	60	50	31	350	85	47	12°	CN..1204..	MC1204	MX0617	MY0619	ML0625	L025,L03	√
A50U-MCLNR/L19	60	50	31	350	85	47	12°	CN..1906..	MC1904	MX1022	MY0823	ML0828	L04	√

适用 Suitable: 德克刀片 DEREK Insert

Type M

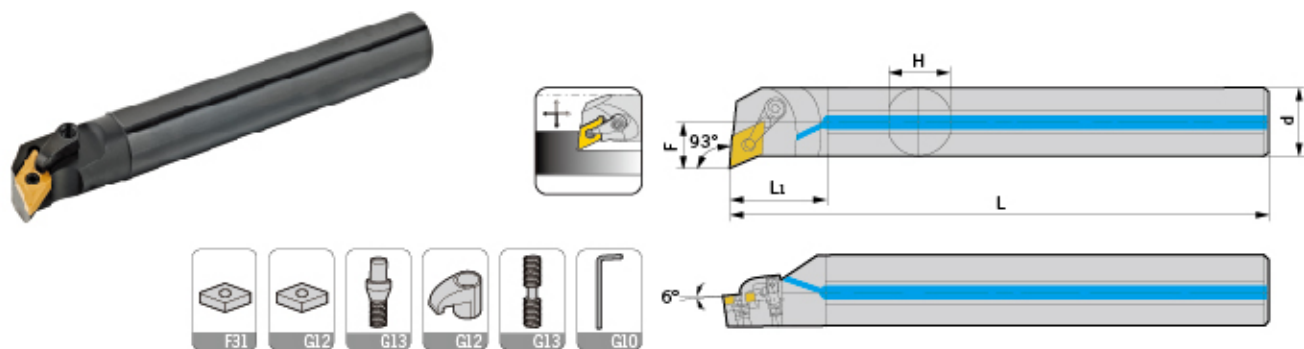
MDQNR/L



型号 Specification	最小加工径 Min dia	d	F	L	L1	H	a	刀片 Insert	刀垫 Shim	中心螺丝 Center screw	压板 Clamp	压板螺丝 Clamp screw	扳手 Wrench	出水孔 Water hole
S25R-MDQNR/L15	32	25	17	200	43	23	12°	DN..1504..	-	MX0613	MY0621	ML0625	L025,L03	-
S32S-MDQNR/L15	42	32	22.5	250	54	30	17°	DN..1504..	MD1504	MX0617	MY0621	ML0625	L025,L03	-
S40T-MDQNR/L15	50	40	26	300	68	37	15°	DN..1504..	MD1504	MX0617	MY0621	ML0625	L025,L03	-
S50U-MDQNR/L15	63	50	33	350	85	47	12°	DN..1504..	MD1504	MX0617	MY0621	ML0625	L025,L03	-
H25R-MDQNR/L15	32	25	17	200	43	23	12°	DN..1504..	-	MX0613	MY0621	ML0625	L025,L03	-
H32S-MDQNR/L15	42	32	22.5	250	54	30	17°	DN..1504..	MD1504	MX0617	MY0621	ML0625	L025,L03	-
A25R-MDQNR/L15	32	25	17	200	43	23	12°	DN..1504..	-	MX0613	MY0621	ML0625	L025,L03	√
A32S-MDQNR/L15	42	32	22.5	250	54	30	17°	DN..1504..	MD1504	MX0617	MY0621	ML0625	L025,L03	√
A40T-MDQNR/L15	50	40	26	300	68	37	15°	DN..1504..	MD1504	MX0617	MY0621	ML0625	L025,L03	√

适用 Suitable:德克刀片 DEREK Insert

MDUNR/L

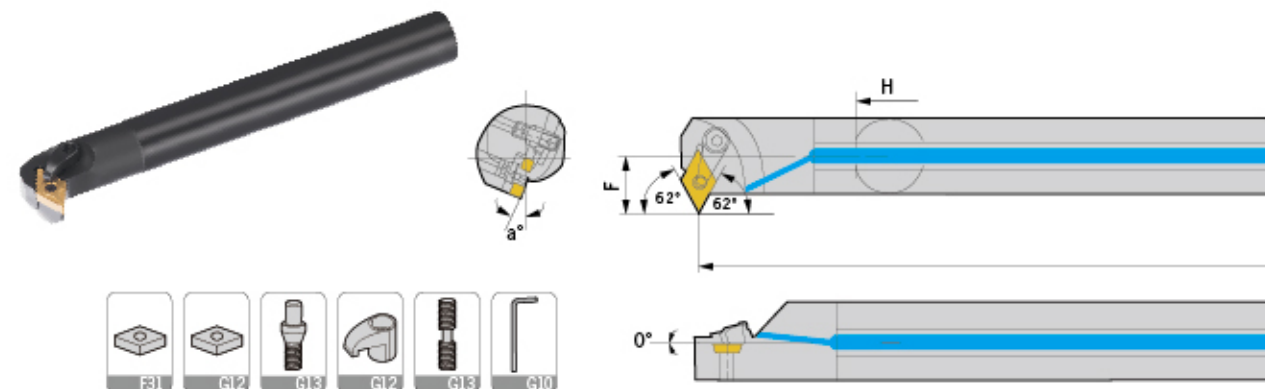


型号 Specification	最小加工径 Min dia	d	F	L	L1	H	a	刀片 Insert	刀垫 Shim	中心螺丝 Center screw	压板 Clamp	压板螺丝 Clamp screw	扳手 Wrench	出水孔 Water hole
S25R-MDUNR/L15	32	25	16	200	43	23	12°	DN..1504..	-	MX0613	MY0621	ML0620	L025,L03	-
S32S-MDUNR/L15	40	32	21	250	54	30	17°	DN..1504..	MD1504	MX0617	MY0621	ML0625	L025,L03	-
S40T-MDUNR/L15	50	40	26	300	68	37	15°	DN..1504..	MD1504	MX0617	MY0621	ML0625	L025,L03	-
S50U-MDUNR/L15	60	50	32	350	85	47	12°	DN..1504..	MD1504	MX0617	MY0621	ML0625	L025,L03	-
H25R-MDUNR/L15	32	25	16	200	43	23	12°	DN..1504..	-	MX0613	MY0621	ML0620	L025,L03	-
H32S-MDUNR/L15	40	32	21	250	54	30	17°	DN..1504..	MD1504	MX0617	MY0621	ML0625	L025,L03	-
A25R-MDUNR/L15	32	25	16	200	43	23	12°	DN..1504..	-	MX0613	MY0621	ML0620	L025,L03	√
A32S-MDUNR/L15	40	32	21	250	54	30	17°	DN..1504..	MD1504	MX0617	MY0621	ML0625	L025,L03	√

适用 Suitable:德克刀片 DEREK Insert

Type M

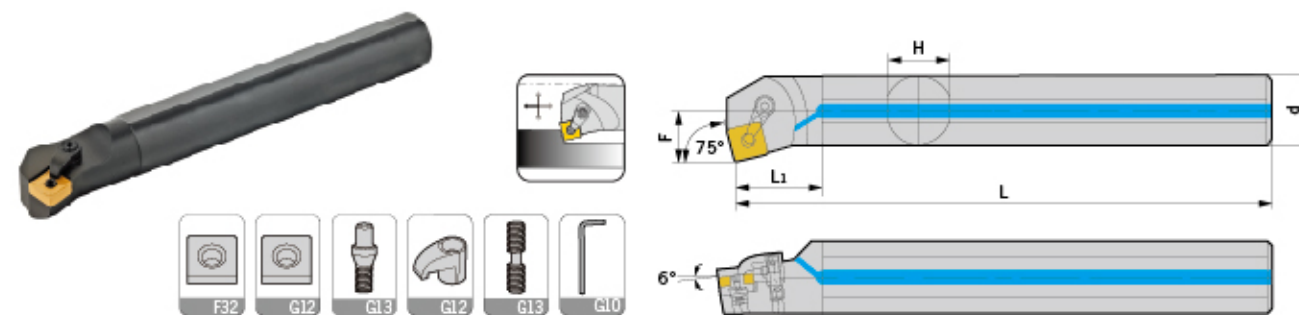
MDWNR/L



型号 Specification	最小加工径 Min dia	d	F	L	H	a	刀片 Insert	刀垫 Shim	中心螺丝 Center screw	压板 Clamp	压板螺丝 Clamp screw	扳手 Wrench	出水孔 Water hole
S25R-MDWNR/L15	28	25	24.5	200	23	12°	DN..1504..	-	MX0613	MY0621	ML0620	L025,L03	-
S32S-MDWNR/L15	45	32	28.0	250	30	15°	DN..1506..	MD1504	MX0619	MY0621	ML0625	L025,L03	-
S40T-MDWNR/L15	53	40	32.0	300	37	13°	DN..1506..	MD1504	MX0619	MY0621	ML0625	L025,L03	-
A25R-MDWNR/L15	38	25	24.5	200	23	12°	DN..1504..	-	MX0613	MY0621	ML0620	L025,L03	√
A32S-MDWNR/L15	45	32	28.0	250	30	15°	DN..1506..	MD1504	MX0619	MY0621	ML0625	L025,L03	√

适用 Suitable:德克刀片 DEREK Insert

MSKNR/L

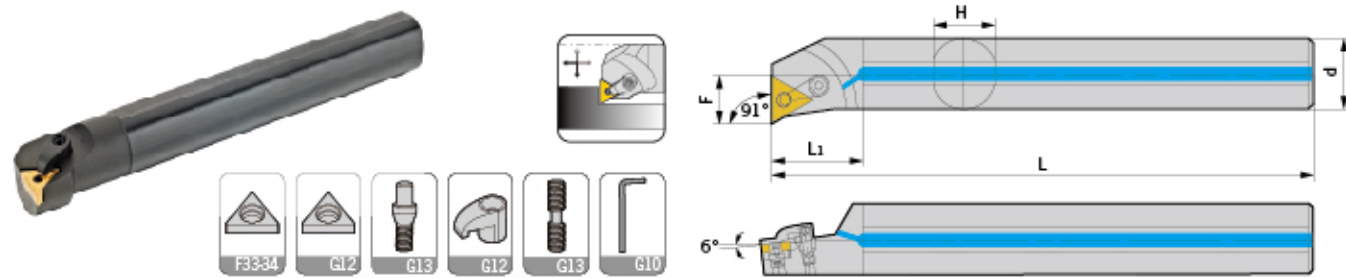


型号 Specification	最小加工径 Min dia	d	F	L	L1	H	a	刀片 Insert	刀垫 Shim	中心螺丝 Center screw	压板 Clamp	压板螺丝 Clamp screw	扳手 Wrench	出水孔 Water hole
S20Q-MSKNR/L12	25	20	13	180	34	18	15°	SN..1204..	-	MX0611	MY0515-A	ML0516	L025	-
S25R-MSKNR/L12	32	25	17	200	43	23	12°	SN..1204..	-	MX0613	MY0619	ML0620	L025,L03	-
S32S-MSKNR/L12	40	32	22	250	54	30	17°	SN..1204..	MS1204	MX0617	MY0619	ML0625	L025,L03	-
S40T-MSKNR/L12	50	40	27	300	68	37	15°	SN..1204..	MS1204	MX0617	MY0619	ML0625	L025,L03	-
H20Q-MSKNR/L12	25	20	13	180	34	18	15°	SN..1204..	-	MX0611	MY0515-A	ML0516	L025	-
H25R-MSKNR/L12	32	25	17	200	43	23	12°	SN..1204..	-	MX0613	MY0619	ML0620	L025,L03	-
A20Q-MSKNR/L12	25	20	13	180	34	18	15°	SN..1204..	-	MX0611	MY0515-A	ML0516	L025	√
A25R-MSKNR/L12	32	25	17	200	43	23	12°	SN..1204..	-	MX0613	MY0619	ML0620	L025,L03	√
A32S-MSKNR/L12	40	32	22	250	54	30	17°	SN..1204..	MS1204	MX0617	MY0619	ML0625	L025,L03	√

适用 Suitable:德克刀片 DEREK Insert

Type M

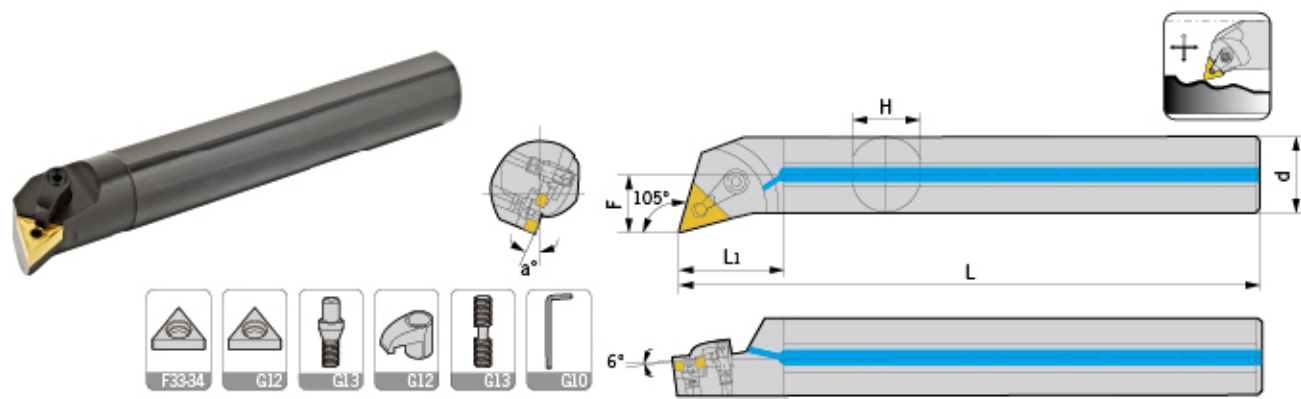
MTFNR/L



型号 Specification	最小加工径 Min dia	d	F	L	L1	H	a	刀片 Insert	刀垫 Shim	中心螺丝 Center screw	压板 Clamp	压板螺丝 Clamp screw	扳手 Wrench	出水孔 Water hole
S20Q-MTFNR/L16	25	20	13	180	34	18	15°	TN..1604..	-	MX0510	MY0515-A	ML0520	L02,L025	-
S25R-MTFNR/L16	32	25	16.5	200	43	23	12°	TN..1604..	-	MX0510	MY0619	ML0620	L02,L03	-
S32S-MTFNR/L16	41	32	22.5	250	54	30	17°	TN..1604..	MT1603	MX0513	MY0619	ML0625	L02,L03	-
S40T-MTFNR/L16	50	40	26.5	300	68	37	15°	TN..1604..	MT1603	MX0513	MY0619	ML0625	L02,L03	-
S50U-MTFNR/L16	60	50	31	350	85	47	12°	TN..1604..	MT1603	MX0513	MY0619	ML0625	L02,L03	-
S40T-MTFNR/L22	50	40	26	300	68	37	15°	TN..2204..	MT2204	MX0617	MY0819	ML0828	L025,L04	-
H20Q-MTFNR/L16	25	20	13	180	34	18	15°	TN..1604..	-	MX0510	MY0515-A	ML0520	L02,L025	-
H25R-MTFNR/L16	32	25	16.5	200	43	23	12°	TN..1604..	-	MX0510	MY0619	ML0620	L02,L03	-
H32S-MTFNR/L16	41	32	22.5	250	54	30	17°	TN..1604..	MT1603	MX0513	MY0619	ML0625	L02,L03	-
A20Q-MTFNR/L16	25	20	13	180	34	18	15°	TN..1604..	-	MX0510	MY0515-A	ML0516	L02,L025	√
A25R-MTFNR/L16	32	25	16.5	200	43	23	12°	TN..1604..	-	MX0510	MY0619	ML0620	L02,L03	√
A32S-MTFNR/L16	41	32	22.5	250	54	30	17°	TN..1604..	MT1603	MX0513	MY0619	ML0625	L02,L03	√

适用 Suitable:德克刀片 DEREK Insert

MTQNR/L

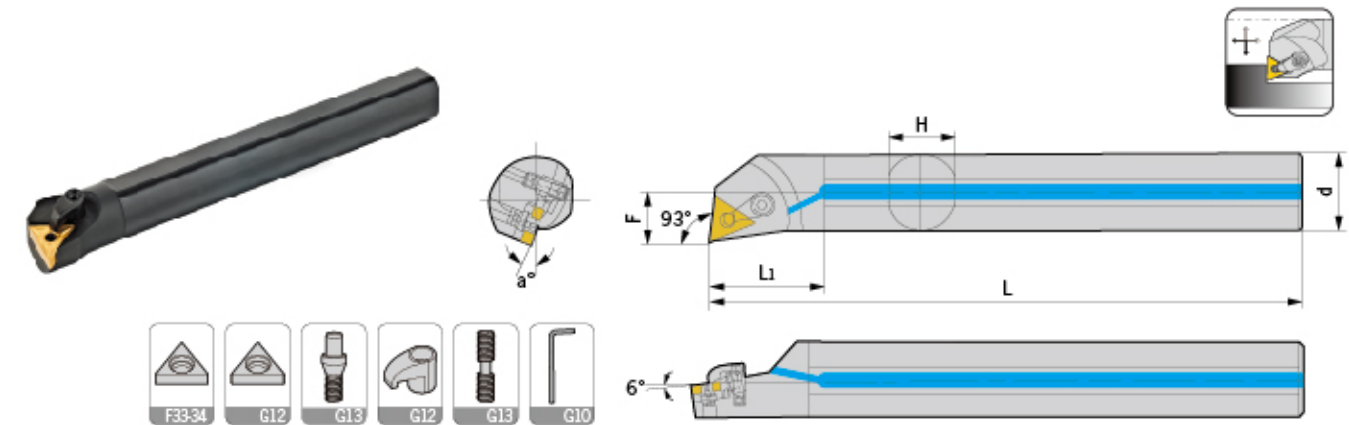


型号 Specification	最小加工径 Min dia	d	F	L	L1	H	a	刀片 Insert	刀垫 Shim	中心螺丝 Center screw	压板 Clamp	压板螺丝 Clamp screw	扳手 Wrench	出水孔 Water hole
S20Q-MTQNR/L16	25	20	12.5	180	34	18	15°	TN..1604..	-	MX0510	MY0515-A	ML0520	L02,L025	-
S25R-MTQNR/L16	32	25	16	200	43	23	12°	TN..1604..	-	MX0510	MY0619	ML0620	L02,L03	-
S32S-MTQNR/L16	41	32	22.5	250	54	30	17°	TN..1604..	MT1603	MX0513	MY0619	ML0625	L02,L03	-
S40T-MTQNR/L16	50	40	26.5	300	68	37	15°	TN..1604..	MT1603	MX0513	MY0619	ML0625	L02,L03	-
S50U-MTQNR/L16	60	50	31	350	85	47	12°	TN..1604..	MT1603	MX0513	MY0619	ML0625	L02,L03	-
H20Q-MTQNR/L16	25	20	12.5	180	34	18	15°	TN..1604..	-	MX0510	MY0515-A	ML0520	L02,L025	-
H25R-MTQNR/L16	32	25	16	200	43	23	12°	TN..1604..	-	MX0510	MY0619	ML0620	L02,L03	-
H32S-MTQNR/L16	41	32	22.5	250	54	30	17°	TN..1604..	MT1603	MX0513	MY0619	ML0625	L02,L03	-
A20Q-MTQNR/L16	25	20	12.5	180	34	18	15°	TN..1604..	-	MX0510	MY0515-A	ML0520	L02,L025	√
A25R-MTQNR/L16	32	25	16	200	43	23	12°	TN..1604..	-	MX0510	MY0619	ML0620	L02,L03	√
A32S-MTQNR/L16	41	32	22.5	250	54	30	17°	TN..1604..	MT1603	MX0513	MY0619	ML0625	L02,L03	√
A40T-MTQNR/L16	50	40	26.5	300	68	37	15°	TN..1604..	MT1603	MX0513	MY0619	ML0625	L02,L03	√

适用 Suitable:德克刀片 DEREK Insert

Type M

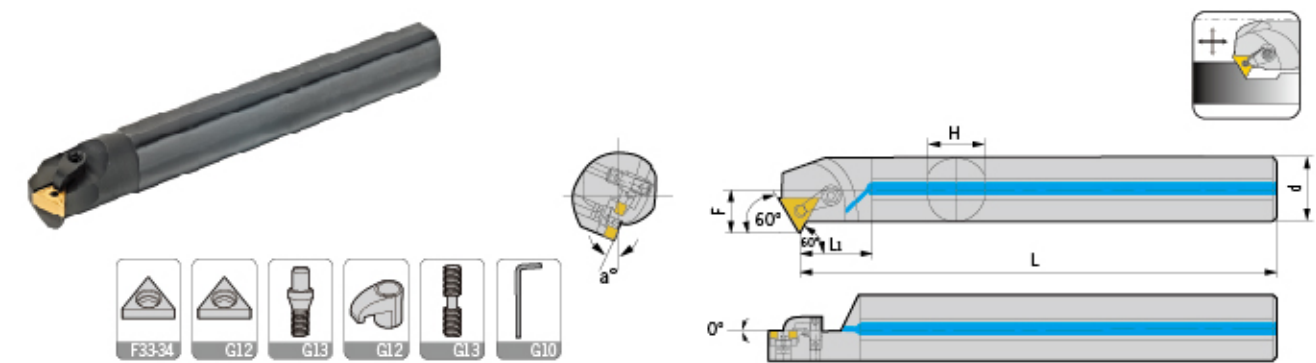
MTUNR/L



型号 Specification	最小加工径 Min dia	d	F	L	L1	H	a	刀片 Insert	刀垫 Shim	中心螺丝 Center screw	压板 Clamp	压板螺丝 Clamp screw	扳手 Wrench	出水孔 Water hole
S20Q-MTUNR/L16	25	20	12.5	180	34	18	15°	TN..1604..	-	MX0510	MY0515-A	ML0520	L02,L025	-
S25R-MTUNR/L16	32	25	16	200	43	23	12°	TN..1604..	-	MX0510	MY0619	ML0620	L02,L03	-
S32S-MTUNR/L16	41	32	22.5	250	54	30	17°	TN..1604..	MT1603	MX0513	MY0619	ML0625	L02,L03	-
S40T-MTUNR/L16	50	40	26.5	300	68	37	15°	TN..1604..	MT1603	MX0513	MY0619	ML0625	L02,L03	-
S50U-MTUNR/L16	60	50	31	350	85	47	12°	TN..1604..	MT1603	MX0513	MY0619	ML0625	L02,L03	-
S40T-MTUNR/L22	50	40	26.5	300	68	37	15°	TN..2204..	MT2204	MX0617	MY0819	ML0828	L025,L04	-
S50U-MTUNR/L22	60	50	31	350	85	47	12°	TN..2204..	MT2204	MX0617	MY0819	ML0828	L025,L04	-
H20Q-MTUNR/L16	25	20	12.5	180	34	18	15°	TN..1604..	-	MX0510	MY0515-A	ML0520	L02,L025	-
H25R-MTUNR/L16	32	25	16	200	43	23	12°	TN..1604..	-	MX0510	MY0619	ML0620	L02,L03	-
H32S-MTUNR/L16	41	32	22.5	250	54	30	17°	TN..1604..	MT1603	MX0513	MY0619	ML0625	L02,L03	-
A20Q-MTUNR/L16	25	20	12.5	180	34	18	15°	TN..1604..	-	MX0510	MY0515-A	ML0520	L02,L025	√
A25R-MTUNR/L16	32	25	16	200	43	23	12°	TN..1604..	-	MX0510	MY0619	ML0620	L02,L03	√
A32S-MTUNR/L16	41	32	22.5	250	54	30	17°	TN..1604..	MT1603	MX0513	MY0619	ML0625	L02,L03	√

适用 Suitable:德克刀片 DEREK Insert

MTWNR/L

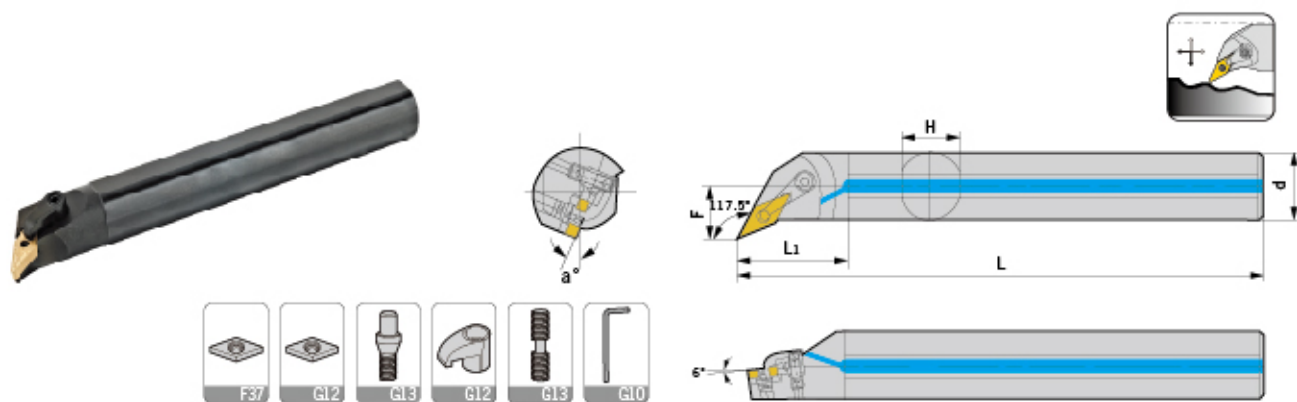


型号 Specification	最小加工径 Min dia	d	F	L	L1	H	a	刀片 Insert	刀垫 Shim	中心螺丝 Center screw	压板 Clamp	压板螺丝 Clamp screw	扳手 Wrench	出水孔 Water hole
S20Q-MTWNR/L16	27	20	14	180	34	18	15°	TN..1604..	-	MX0510	MY0619	ML0620	L02,L03	-
S25R-MTWNR/L16	32	25	16.5	200	43	23	12°	TN..1604..	-	MX0510	MY0619	ML0620	L02,L03	-
S32S-MTWNR/L16	39	32	20	250	54	30	17°	TN..1604..	MT1603	MX0513	MY0619	ML0625	L02,L03	-
S40T-MTWNR/L16	50	40	24	300	68	37	15°	TN..1604..	MT1603	MX0513	MY0619	ML0625	L02,L03	-
H20Q-MTWNR/L16	27	20	14	180	34	18	15°	TN..1604..	-	MX0510	MY0619	ML0520	L02,L025	-
H25R-MTWNR/L16	32	25	16.5	200	43	23	12°	TN..1604..	-	MX0510	MY0619	ML0620	L02,L03	-
A20Q-MTWNR/L16	27	20	14	180	34	18	15°	TN..1604..	-	MX0510	MY0619	ML0620	L02,L03	√
A25R-MTWNR/L16	32	25	16.5	200	43	23	12°	TN..1604..	-	MX0510	MY0619	ML0620	L02,L03	√

适用 Suitable:德克刀片 DEREK Insert

Type M

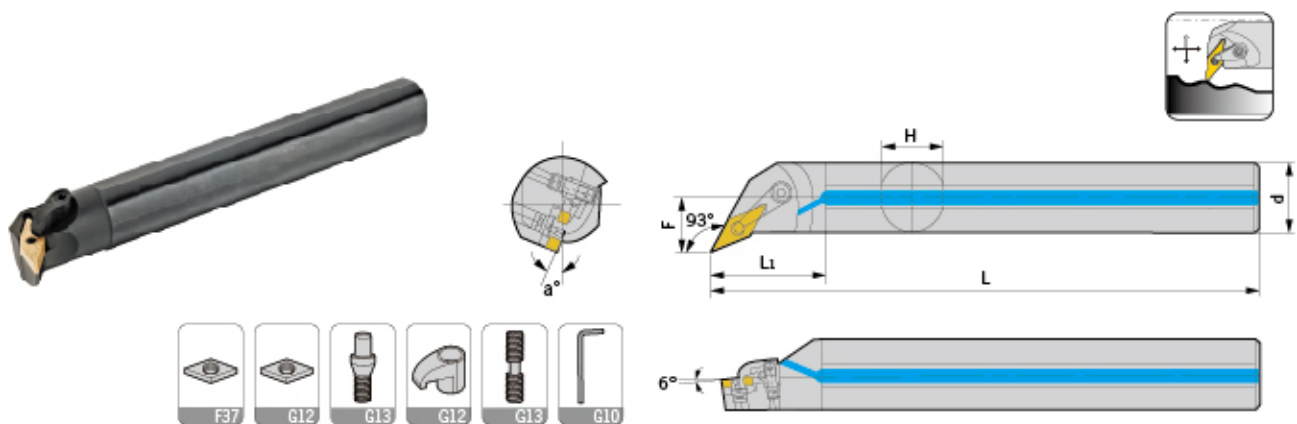
MVQNR/L



型号 Specification	最小加工径 Min dia	d	F	L	L1	H	a	刀片 Insert	刀垫 Shim	中心螺丝 Center screw	压板 Clamp	压板螺丝 Clamp screw	扳手 Wrench	出水孔 Water hole
S25R-MVQNR/L16	32	25	17	200	43	23	12°	VN..1604..	-	MX0513	MY0621	ML0625	L02,L03	-
S32S-MVQNR/L16	42	32	23	250	54	30	17°	VN..1604..	MV1603	MX0513	MY0621	ML0625	L02,L03	-
S40T-MVQNR/L16	50	40	27	300	68	37	15°	VN..1604..	MV1603	MX0513	MY0621	ML0625	L02,L03	-
H25R-MVQNR/L16	32	25	17	200	43	23	12°	VN..1604..	-	MX0510	MY0621	ML0625	L02,L03	-
A20Q-MVQNR/L16	25	20	13	180	34	18	15°	VN..1604..	-	MX0510	MY0515A	ML0516	L02,L025	√
A25R-MVQNR/L16	32	25	17	200	43	23	12°	VN..1604..	-	MX0510	MY0621	ML0625	L02,L03	√

适用 Suitable: 德克刀片 DEREK Insert

MVUNR/L

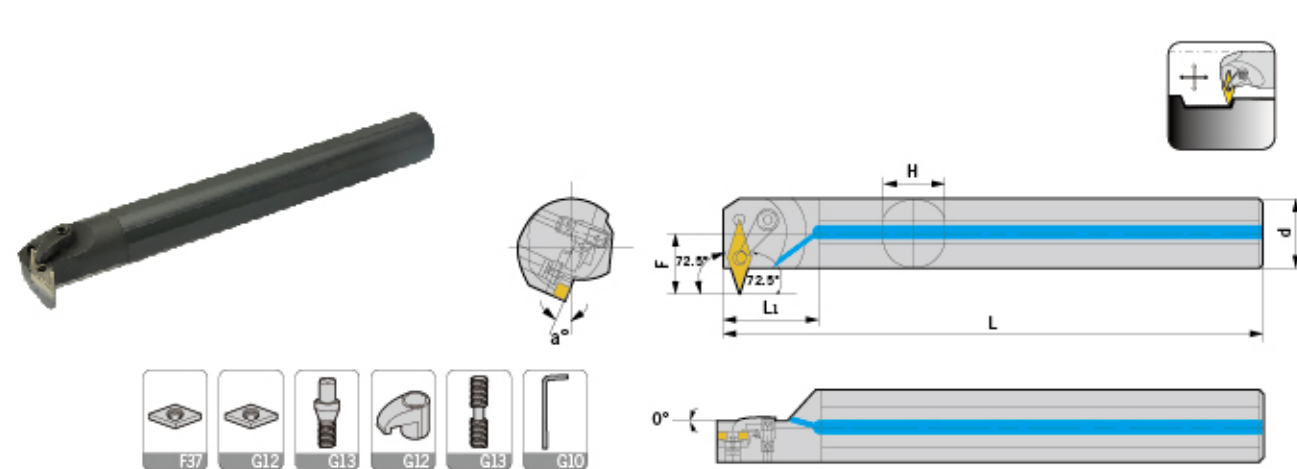


型号 Specification	最小加工径 Min dia	d	F	L	L1	H	a	刀片 Insert	刀垫 Shim	中心螺丝 Center screw	压板 Clamp	压板螺丝 Clamp screw	扳手 Wrench	出水孔 Water hole
S25R-MVUNR/L16	32	25	17	200	43	23	12°	VN..1604..	-	MX0510	MY0621	ML0625	L02,L03	-
S32S-MVUNR/L16	42	32	23	250	54	30	17°	VN..1604..	MV1603	MX0513	MY0621	ML0625	L02,L03	-
S40T-MVUNR/L16	50	40	27	300	68	37	15°	VN..1604..	MV1603	MX0513	MY0621	ML0625	L02,L03	-
H25R-MVUNR/L16	32	25	17	200	43	23	12°	VN..1604..	-	MX0510	MY0621	ML0625	L02,L03	-
H32S-MVUNR/L16	42	32	23	250	54	30	17°	VN..1604..	MV1603	MX0513	MY0621	ML0625	L02,L03	-
A25R-MVUNR/L16	32	25	17	200	43	23	12°	VN..1604..	-	MX0510	MY0621	ML0625	L02,L03	√
A32S-MVUNR/L16	42	32	23	250	54	30	17°	VN..1604..	MV1603	MX0513	MY0621	ML0625	L02,L03	√

适用 Suitable: 德克刀片 DEREK Insert

Type M

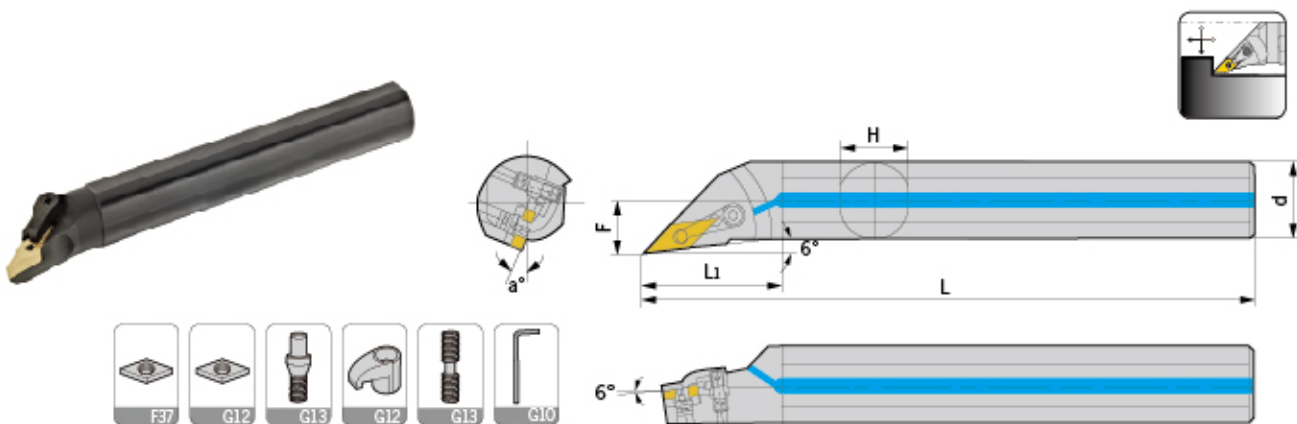
MVWNR/L



型号 Specification	最小加工径 Min dia	d	F	L	L1	H	a	刀片 Insert	刀垫 Shim	中心螺丝 Center screw	压板 Clamp	压板螺丝 Clamp screw	扳手 Wrench	出水孔 Water hole
S25R-MVWNR/L16	40	25	26	200	43	23	12°	VN..1604..	MV1603	MX0513	MY0621	ML0625	L02,L03	-
S32S-MVWNR/L16	48	32	30	250	54	30	17°	VN..1604..	MV1603	MX0513	MY0621	ML0625	L02,L03	-
H25R-MVWNR/L16	40	25	26	200	43	23	12°	VN..1604..	MV1603	MX0513	MY0621	ML0625	L02,L03	-

适用 Suitable: 德克刀片 DEREK Insert

MXNR/L

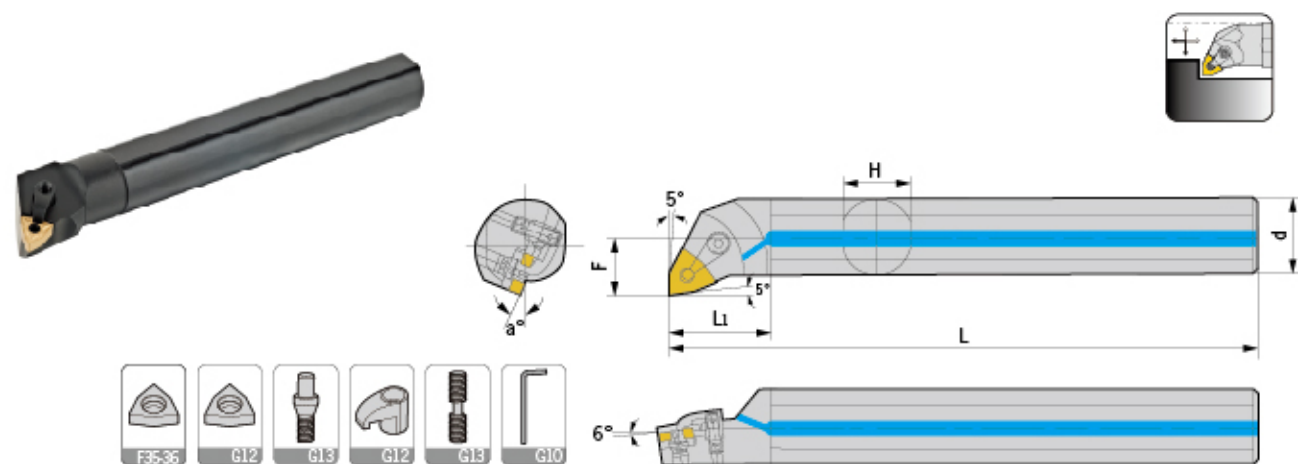


型号 Specification	最小加工径 Min dia	d	F	L	L1	H	a	刀片 Insert	刀垫 Shim	中心螺丝 Center screw	压板 Clamp	压板螺丝 Clamp screw	扳手 Wrench	出水孔 Water hole
S20Q-MVXNR/L16-G6	27	20	14	180	34	18	15°	VN..1604..	-	MX0510	MY0621	ML0620	L02,L03	-
S25R-MVXNR/L16-G6	32	25	17	200	43	23	12°	VN..1604..	-	MX0510	MY0621	ML0625	L02,L03	-
S32S-MVXNR/L16-G6	42	32	23	250	54	30	17°	VN..1604..	MV1603	MX0513	MY0621	ML0625	L02,L03	-
H20Q-MVXNR/L16-G6	27	20	14	180	34	18	15°	VN..1604..	-	MX0510	MY0621	ML0625	L02,L03	-
H25R-MVXNR/L16-G6	32	25	17	200	43	23	12°	VN..1604..	-	MX0510	MY0621	ML0625	L02,L03	-
A20Q-MVXNR/L16-G6	27	20	14	180	34	18	15°	VN..1604..	-	MX0510	MY0621	ML0620	L02,L03	√
A25R-MVXNR/L16-G6	32	25	17	200	43	23	12°	VN..1604..	-	MX0510	MY0621	ML0625	L02,L03	√

适用 Suitable: 德克刀片 DEREK Insert

Type M

MWLNR/L

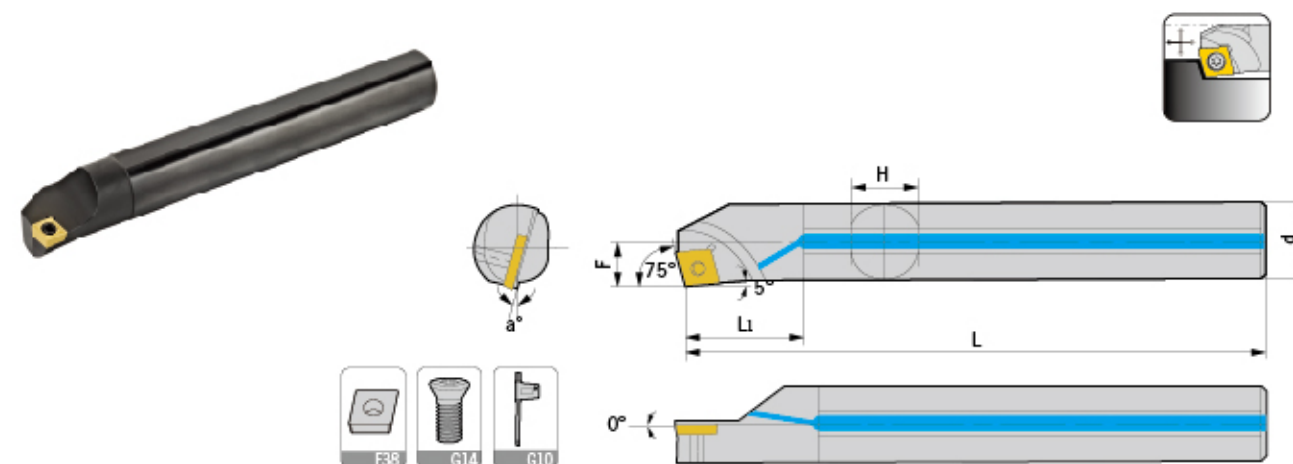


型号 Specification	最小加工径 Min dia	d	F	L	L1	H	a	刀片 Insert	刀垫 Shim	中心螺丝 Center screw	压板 Clamp	压板螺丝 Clamp screw	扳手 Wrench	出水孔 Water hole
S20Q-MWLNR/L06	25	20	13	180	34	18	15°	WN..0604..	-	MX0510	MY0515-A	ML0520	L025,L02	-
S25R-MWLNR/L06	32	25	16.5	200	43	23	12°	WN..0604..	-	MX0510	MY0515-A	ML0520	L025,L02	-
S20Q-MWLNR/L08	25	20	13	180	34	18	15°	WN..0804..	-	MX0613	MY0515-A	ML0618	L025	-
S25R-MWLNR/L08	32	25	16.5	200	43	23	12°	WN..0804..	-	MX0613	MY0619	ML0620	L025,L03	-
S32S-MWLNR/L08	41	32	22	250	54	30	17°	WN..0804..	MW0804	MX0617	MY0619	ML0625	L025,L03	-
S40T-MWLNR/L08	50	40	26	300	68	37	15°	WN..0804..	MW0804	MX0617	MY0619	ML0625	L025,L03	-
S50U-MWLNR/L08	60	50	31	350	85	47	12°	WN..0804..	MW0804	MX0617	MY0619	ML0625	L025,L03	-
H20Q-MWLNR/L06	25	20	13	180	34	18	15°	WN..0604..	-	MX0510	MY0515-A	ML0520	L02,L025	-
H25R-MWLNR/L06	32	25	16.5	200	43	23	12°	WN..0604..	-	MX0510	MY0515-A	ML0520	L02,L025	-
H20Q-MWLNR/L08	25	20	13	180	34	18	15°	WN..0804..	-	MX0613	MY0515-A	ML0520	L025	-
H25R-MWLNR/L08	32	25	16.5	200	43	23	12°	WN..0804..	-	MX0613	MY0619	ML0620	L025,L03	-
H32S-MWLNR/L08	41	32	22	250	54	30	17°	WN..0804..	MW0804	MX0617	MY0619	ML0625	L025,L03	-
A20Q-MWLNR/L06	25	20	13	180	34	18	15°	WN..0604..	-	MX0510	MY0515-A	ML0520	L025,L02	√
A25R-MWLNR/L06	32	25	16.5	200	43	23	12°	WN..0604..	-	MX0510	MY0515-A	ML0520	L025,L02	√
A20Q-MWLNR/L08	25	20	13	180	34	18	15°	WN..0804..	-	MX0613	MY0515-A	ML0520	L025	√
A25R-MWLNR/L08	32	25	16.5	200	43	23	12°	WN..0804..	-	MX0613	MY0619	ML0620	L025,L03	√
A32S-MWLNR/L08	41	32	22	250	54	30	17°	WN..0804..	MW0804	MX0617	MY0619	ML0625	L025,L03	√

适用 Suitable: 德克刀片 DEREK Insert

Type S

SCK*R/L



型号 Specification	最小加工径 Min dia	d	F	L	L1	H	a	刀片 Insert	螺丝 Screw	扳手 Wrench	出水孔 Water hole
S08K-SCKCR/L06	10	8	5.5	125	14	7	13°	CC..0602..	M2.5*5	Q08	-
S10K-SCKCR/L06	13	10	6	125	17	9	12°	CC..0602..	M2.5*6	Q08	-
S12M-SCKCR/L06	16	12	7	150	20	11	10°	CC..0602..	M2.5*6	Q08	-
S12M-SCKCR/L09	16	12	8	150	20	11	12°	CC..09T3..	M3.5*8	Q15	-
S16N-SCKCR/L09	20	16	9.5	160	27	15	10°	CC..09T3..	M3.5*8	Q15	-
S20Q-SCKCR/L09	24	20	11.5	180	34	18	8°	CC..09T3..	M3.5*8	Q15	-
S25R-SCKCR/L09	31	25	14	200	43	23	8°	CC..09T3..	M3.5*9	Q15	-
H08K-SCKCR/L06	10	8	5.5	125	16	7	13°	CC..0602..	M2.5*5	Q08	-
H10K-SCKCR/L06	13	10	6	125	20	9	12°	CC..0602..	M2.5*5	Q08	-
H12M-SCKCR/L06	16	12	7	150	24	11	10°	CC..0602..	M2.5*6	Q08	-
H12M-SCKCR/L09	16	12	8	150	24	11	12°	CC..09T3..	M3.5*8	Q15	-
H16N-SCKCR/L09	20	16	9.5	160	32	15	10°	CC..09T3..	M3.5*8	Q15	-
C08K-SCKCR/L06	10	8	5.5	125	14	7	13°	CC..0602..	M2.5*5	Q08	-
C10M-SCKCR/L06	13	10	6	150	17	9	12°	CC..0602..	M2.5*5	Q08	-
C12Q-SCKCR/L06	16	12	7	180	20	11	10°	CC..0602..	M2.5*6	Q08	-
C12Q-SCKCR/L09	16	12	8	180	20	11	12°	CC..09T3..	M3.5*8	Q15	-
C16R-SCKCR/L09	20	16	9.5	200	27	15	10°	CC..09T3..	M3.5*8	Q15	-
C20S-SCKCR/L09	24	20	11.5	250	34	18	8°	CC..09T3..	M3.5*8	Q15	-
S08K-SCKPR/L06	10	8	5.5	125	14	7	10°	CP..0602..	M2.5*5	Q08	-
S10K-SCKPR/L06	13	10	6	125	17	9	8°	CP..0602..	M2.5*5	Q08	-
S12M-SCKPR/L06	16	12	7	150	20	11	6°	CP..0602..	M2.5*6	Q08	-
S10K-SCKPR/L08	13	10	7	125	17	9	10°	CP..0802..	M3*6	Q08	-
S12M-SCKPR/L08	16	12	7.5	150	20	11	8°	CP..0802..	M3*6	Q08	-
S16N-SCKPR/L08	20	16	9.5	160	27	15	6°	CP..0802..	M3*6	Q08	-
S12M-SCKPR/L09	16	12	8	150	20	11	8°	CP..0903..	M3.5*7	Q15	-
S16N-SCKPR/L09	20	16	9.5	160	27	15	6°	CP..0903..	M3.5*8	Q15	-
S20Q-SCKPR/L09	24	20	11.5	180	34	18	4°	CP..0903..	M3.5*8	Q15	-
S25R-SCKPR/L09	31	25	14	200	43	23	4°	CP..0903..	M3.5*8	Q15	-

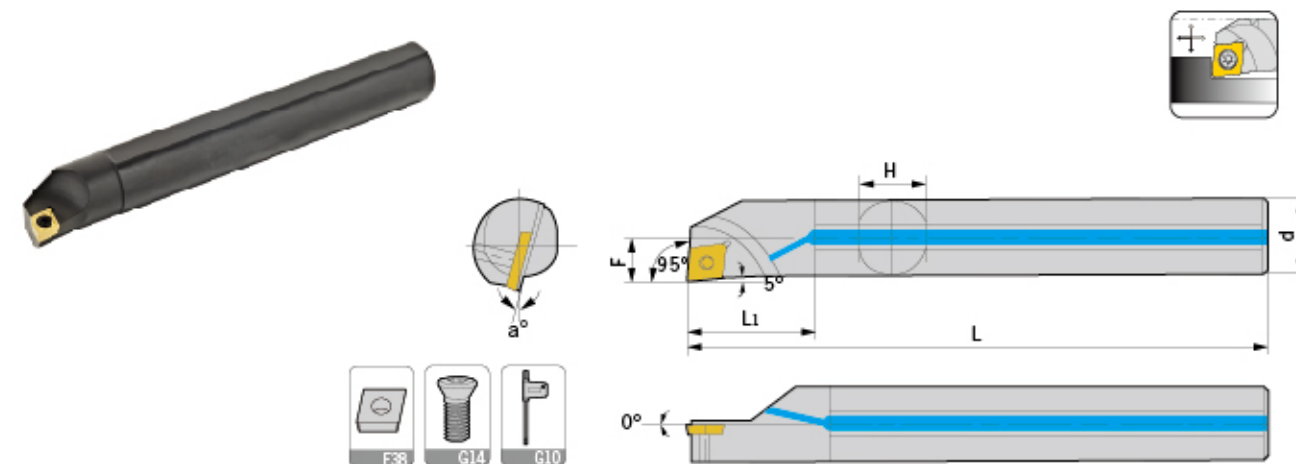
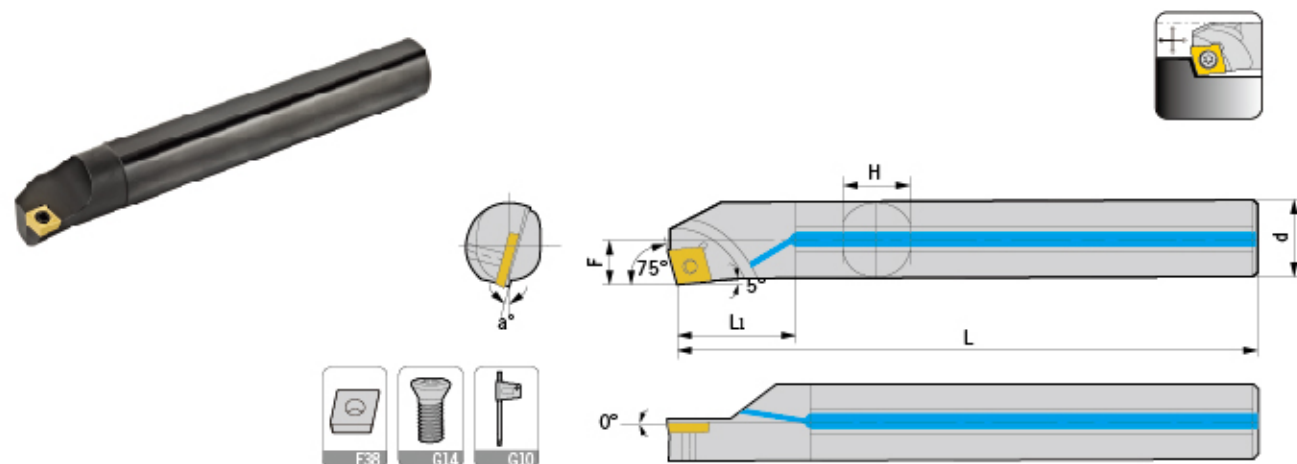
转下页
See next page

Type S

SCK*R/L

Type S

SCL*R/L



型号 Specification	最小加工径 Min dia	d	F	L	L1	H	a	刀片 Insert	螺丝 Screw	扳手 Wrench	出水孔 Water hole
H08K-SCKPR/L06	10	8	5.5	125	16	7	10°	CP..0602..	M2.5*5	Q08	-
H10K-SCKPR/L06	13	10	6	125	20	9	8°	CP..0602..	M2.5*5	Q08	-
H12M-SCKPR/L06	24	12	7	150	24	11	6°	CP..0602..	M2.5*5	Q08	-
H10K-SCKPR/L08	31	10	7	125	20	9	10°	CP..0802..	M3*6	Q08	-
H12M-SCKPR/L08	16	12	7.5	150	24	11	8°	CP..0802..	M3*6	Q08	-
H16N-SCKPR/L08	20	16	9.5	160	32	15	6°	CP..0802..	M3*6	Q08	-
H12M-SCKPR/L09	16	12	8	150	24	11	8°	CP..0903..	M3.5*7	Q15	-
H16N-SCKPR/L09	20	16	9.5	160	32	15	6°	CP..0903..	M3.5*7	Q15	-
C08K-SCKPR/L06	10	8	5.5	125	14	7	10°	CP..0602..	M2.5*5	Q08	-
C10M-SCKPR/L06	13	10	6	150	17	9	8°	CP..0602..	M2.5*5	Q08	-
C12Q-SCKPR/L06	16	12	7	180	20	11	6°	CP..0602..	M2.5*5	Q08	-
C12Q-SCKPR/L09	16	12	8	180	20	11	8°	CP..0903..	M3.5*7	Q15	-
C16R-SCKPR/L09	20	16	9.5	200	27	15	6°	CP..0903..	M3.5*7	Q15	-
C20S-SCKPR/L09	24	20	11.5	250	34	18	4°	CP..0903..	M3.5*7	Q15	-
A08K-SCKCR/L06	10	8	5.5	125	14	7	13°	CC..0602..	M2.5*5	Q08	√
A10K-SCKCR/L06	13	10	6	125	17	9	12°	CC..0602..	M2.5*5	Q08	√
A12M-SCKCR/L06	16	12	7	150	20	11	10°	CC..0602..	M2.5*5	Q08	√
A12M-SCKCR/L09	16	12	8	150	20	11	12°	CC..09T3..	M3.5*7	Q15	√
A16N-SCKCR/L09	20	16	9.5	160	27	15	10°	CC..09T3..	M3.5*7	Q15	√
A20Q-SCKCR/L09	24	20	11.5	180	34	18	8°	CC..09T3..	M3.5*7	Q15	√
A25R-SCKCR/L09	31	25	14	200	43	23	8°	CC..09T3..	M3.5*7	Q15	√
A10K-SCKPR/L08	13	10	7	125	17	9	10°	CP..0802..	M3*6	Q08	√
A12M-SCKPR/L08	16	12	7.5	150	20	11	8°	CP..0802..	M3*6	Q08	√
A16N-SCKPR/L08	20	16	9.5	160	27	15	6°	CP..0802..	M3*6	Q08	√
A12M-SCKPR/L09	16	12	8	150	20	11	8°	CP..0903..	M3.5*7	Q15	√
A16N-SCKPR/L09	20	16	9.5	160	27	15	6°	CP..0903..	M3.5*7	Q15	√
A20Q-SCKPR/L09	24	20	11.5	180	34	18	4°	CP..0903..	M3.5*7	Q15	√

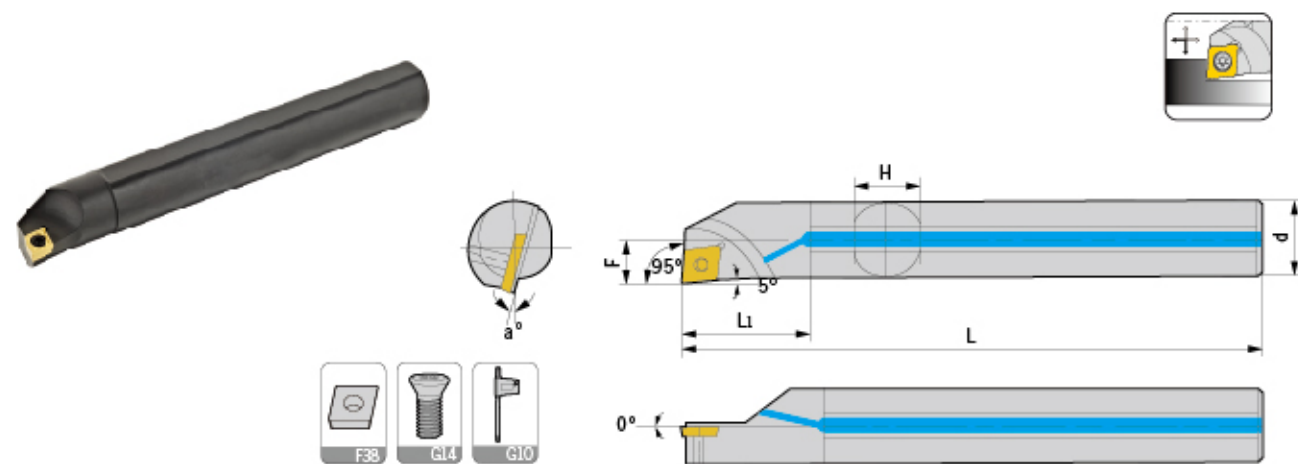
适用 Suitable: 德克刀片 DEREK Insert

型号 Specification	最小加工径 Min dia	d	F	L	L1	H	a	刀片 Insert	螺丝 Screw	扳手 Wrench	出水孔 Water hole
S07K-SCLCR/L06-A16	9	16	4.5	125	15	15	15°	CC..0602..	M2.5*5	Q08	-
S07K-SCLCR/L06	9	8	4.5	125	12	7	15°	CC..0602..	M2.5*5	Q08	-
S08K-SCLCR/L06	10	8	5	125	14	7	13°	CC..0602..	M2.5*5	Q08	-
S08K-SCLCR/L06-A16	12	16	5	125	21	15	13°	CC..0602..	M2.5*5	Q08	-
S10K-SCLCR/L06-A16	13	16	6	125	26	15	12°	CC..0602..	M2.5*6	Q08	-
S10K-SCLCR/L06	13	10	6	125	17	9	12°	CC..0602..	M2.5*6	Q08	-
S12M-SCLCR/L06	16	12	7	150	20	11	10°	CC..0602..	M2.5*6	Q08	-
S16N-SCLCR/L06	20	16	9	160	27	15	8°	CC..0602..	M2.5*7	Q08	-
S12M-SCLCR/L09	16	12	9	150	20	11	12°	CC..09T3..	M3.5*8	Q15	-
S12M-SCLCR/L09-A16	16	16	9	150	31	15	12°	CC..09T3..	M3.5*8	Q15	-
S16N-SCLCR/L09	20	16	9.5	160	27	15	10°	CC..09T3..	M3.5*8	Q15	-
S20Q-SCLCR/L09	25	20	11.5	180	34	18	8°	CC..09T3..	M3.5*9	Q15	-
S25R-SCLCR/L09	31	25	14	200	34	23	6°	CC..09T3..	M3.5*9	Q15	-
S32S-SCLCR/L09	39	32	17.5	250	54	30	4°	CC..09T3..	M3.5*9	Q15	-
S40T-SCLCR/L09	50	40	21	300	68	37	0°	CC..09T3..	M3.5*9	Q15	-
S20Q-SCLCR/L12	25	20	12	180	34	18	10°	CC..1204..	M5*10	Q20	-
S25R-SCLCR/L12	32	25	14.5	200	43	23	8°	CC..1204..	M5*12	Q20	-
S32S-SCLCR/L12	39	32	18	250	54	30	6°	CC..1204..	M5*12	Q20	-
S40T-SCLCR/L12	50	40	22	300	68	37	4°	CC..1204..	M5*12	Q20	-
H08K-SCLCR/L06	10	8	5	125	16	7	13°	CC..0602..	M2.5*5	Q08	-
H10K-SCLCR/L06	13	10	6	125	20	9	12°	CC..0602..	M2.5*6	Q08	-
H12M-SCLCR/L06	16	12	7	150	24	11	10°	CC..0602..	M2.5*6	Q08	-
H12M-SCLCR/L09	16	12	9	150	24	11	12°	CC..09T3..	M3.5*8	Q15	-
H16N-SCLCR/L09	20	16	9.5	160	32	15	10°	CC..09T3..	M3.5*8	Q15	-
C08K-SCLCR/L06	10	8	5	125	14	7	13°	CC..0602..	M2.5*5	Q08	-
C10M-SCLCR/L06	13	10	6	150	17	9	12°	CC..0602..	M2.5*6	Q08	-
C12Q-SCLCR/L06	16	12	7	180	20	11	10°	CC..0602..	M2.5*6	Q08	-
C12Q-SCLCR/L09	16	12	9	180	20	11	12°	CC..09T3..	M3.5*8	Q15	-
C16R-SCLCR/L09	20	16	9.5	200	27	15	10°	CC..09T3..	M3.5*8	Q15	-
C20S-SCLCR/L09	25	20	11.5	250	34	18	8°	CC..09T3..	M3.5*9	Q15	-
C20S-SCLCR/L12	25	20	12	250	34	18	10°	CC..1204..	M5*10	Q20	-

转下页
See next page

Type S

SCL*R/L

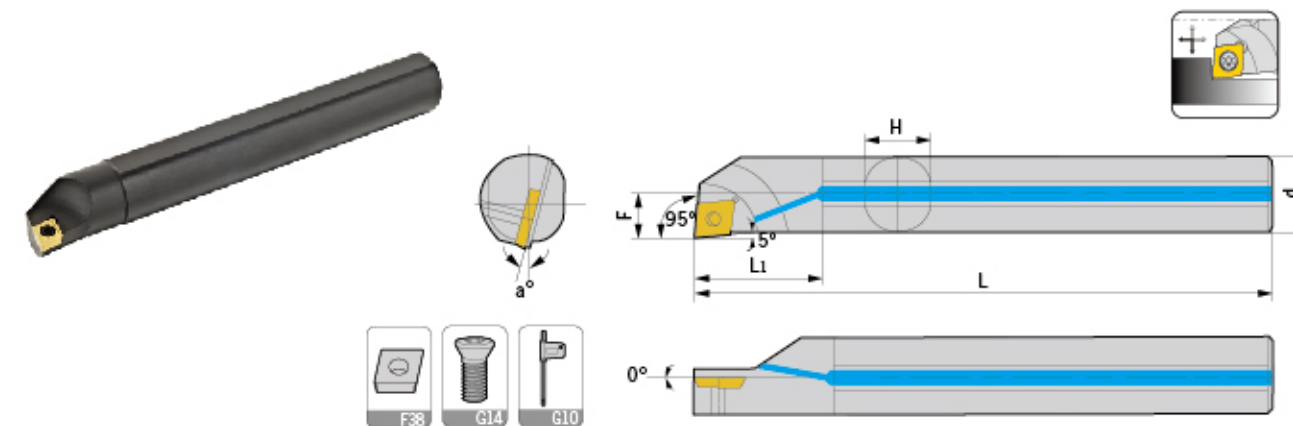


型号 Specification	最小 加工径 Min dia	d	F	L	L1	H	a	刀片 Insert	螺丝 Screw	扳手 Wrench	出水孔 Water hole
S08K-SCLPR/L06	10	8	5	125	14	7	10°	CP..0602..	M2.5*5	Q08	-
S10K-SCLPR/L06	13	10	6	125	17	9	8°	CP..0602..	M2.5*5	Q08	-
S12M-SCLPR/L06	16	12	7	150	20	11	6°	CP..0602..	M2.5*6	Q08	-
S10K-SCLPR/L08	13	10	6	125	17	9	8°	CP..0802..	M3*6	Q08	-
S12M-SCLPR/L08	16	12	7	150	20	11	6°	CP..0802..	M3*6	Q08	-
S16N-SCLPR/L08	20	16	9	160	27	15	4°	CP..0802..	M3*7	Q08	-
S20Q-SCLPR/L08	25	20	11	180	34	18	2°	CP..0802..	M3*7	Q08	-
S12M-SCLPR/L09	16	12	9	150	20	11	10°	CP..0903..	M3.5*7	Q15	-
S16N-SCLPR/L09	20	16	9.5	160	27	15	8°	CP..0903..	M3.5*7	Q15	-
S20Q-SCLPR/L09	25	20	11.5	180	34	18	6°	CP..0903..	M3.5*9	Q15	-
S25R-SCLPR/L09	31	25	14	200	43	23	4°	CP..0903..	M3.5*9	Q15	-
S32S-SCLPR/L09	39	32	17.5	250	54	30	4°	CP..0903..	M3.5*9	Q15	-
A07K-SCLCR/L06	9	8	4.5	125	12	7	15°	CC..0602..	M2.5*5	Q08	√
A08K-SCLCR/L06	10	8	5	125	14	7	13°	CC..0602..	M2.5*5	Q08	√
A10K-SCLCR/L06	13	10	6	125	17	9	12°	CC..0602..	M2.5*6	Q08	√
A12M-SCLCR/L06	16	12	7	150	20	11	10°	CC..0602..	M2.5*6	Q08	√
A16N-SCLCR/L06	20	16	9	160	27	15	8°	CC..0602..	M2.5*6	Q08	√
A12M-SCLCR/L09	16	12	9	150	20	11	12°	CC..09T3..	M3.5*7	Q15	√
A16N-SCLCR/L09	20	16	9.5	160	27	15	10°	CC..09T3..	M3.5*7	Q15	√
A20Q-SCLCR/L09	25	20	11.5	180	34	18	8°	CC..09T3..	M3.5*9	Q15	√
A25R-SCLCR/L09	31	25	14	200	43	23	6°	CC..09T3..	M3.5*9	Q15	√
A20Q-SCLCR/L12	25	20	12	180	34	18	10°	CC..1204..	M5*10	Q20	√
A25R-SCLCR/L12	32	25	14.5	200	43	23	8°	CC..1204..	M5*10	Q20	√
A08K-SCLPR/L06	10	8	5	125	14	7	10°	CP..0602..	M2.5*5	Q08	√
A10K-SCLPR/L06	13	10	6	125	17	9	8°	CP..0602..	M2.5*5	Q08	√
A12M-SCLPR/L06	16	12	7	150	20	11	6°	CP..0602..	M2.5*5	Q08	√
A10K-SCLPR/L08	13	10	6	125	17	9	8°	CP..0802..	M3*6	Q08	√
A12M-SCLPR/L08	16	12	7	150	20	11	6°	CP..0802..	M3*6	Q08	√
A16N-SCLPR/L08	20	16	9	160	27	15	4°	CP..0802..	M3*7	Q08	√
A20Q-SCLPR/L08	25	20	11	180	34	18	2°	CP..0802..	M3*7	Q08	√
A12M-SCLPR/L09	16	12	9	150	20	11	10°	CP..0903..	M3.5*7	Q15	√
A16N-SCLPR/L09	20	16	9.5	160	27	15	8°	CP..0903..	M3.5*7	Q15	√
A20Q-SCLPR/L09	25	20	11.5	180	34	18	6°	CP..0903..	M3.5*9	Q15	√

适用 Suitable: 德克刀片 DEREK Insert

Type S

SCLCR/L*H

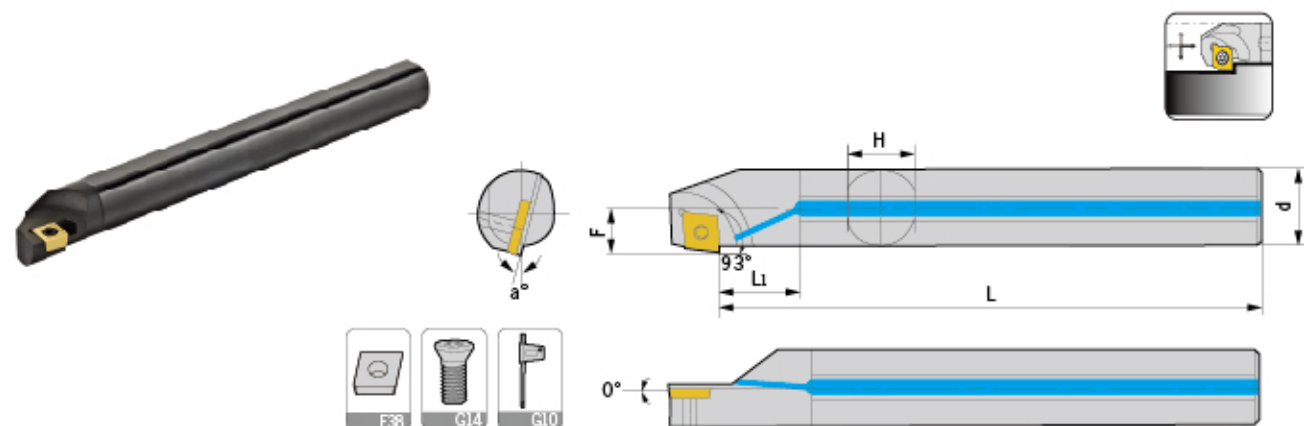


型号 Specification	最小 加工径 Min dia	d	F	L	L1	H	a	刀片 Insert	螺丝 Screw	扳手 Wrench	出水孔 Water hole
S08K-SCLCR/L06H09	9	8	4.25	125	14	7	13°	CC..0602..	M2.5*5	Q08	-
S10K-SCLCR/L06H11	11	10	5.25	125	17	9	12°	CC..0602..	M2.5*6	Q08	-
S12M-SCLCR/L06H13	13	12	6.25	150	20	11	10°	CC..0602..	M2.5*6	Q08	-
S16N-SCLCR/L09H17	17	16	8.5	160	27	15	10°	CC..09T3..	M3.5*8	Q15	-
A08K-SCLCR/L06H09	9	8	4.25	125	14	7	13°	CC..0602..	M2.5*5	Q08	√
A10K-SCLCR/L06H11	11	10	5.25	125	17	9	12°	CC..0602..	M2.5*6	Q08	√
A12M-SCLCR/L06H13	13	12	6.25	150	20	11	10°	CC..0602..	M2.5*6	Q08	√
A16N-SCLCR/L09H17	17	16	8.5	160	27	15	10°	CC..09T3..	M3.5*8	Q15	√

适用 Suitable: 德克刀片 DEREK Insert

Type S

SCZCR/L

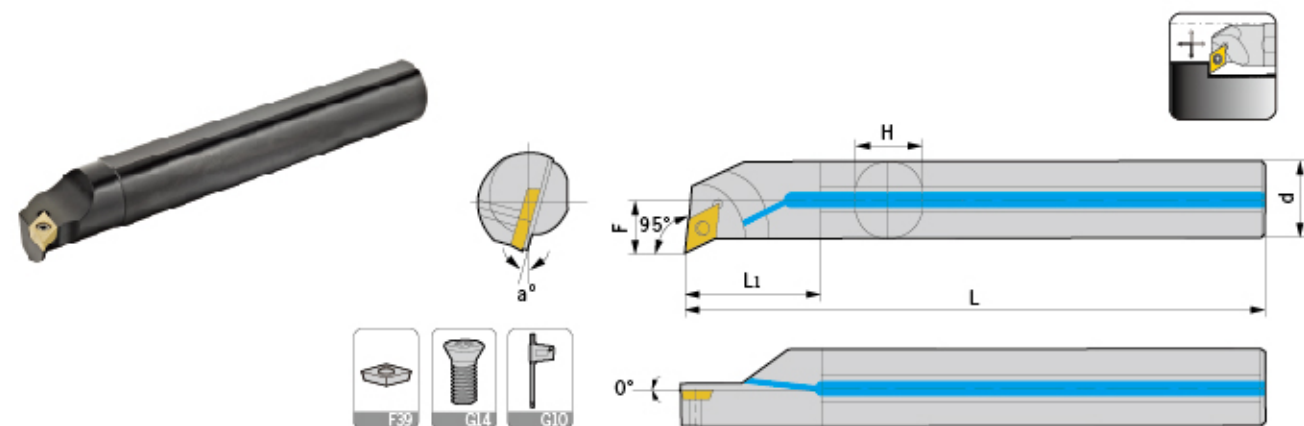


型号 Specification	最小 加工径 Min dia	d	F	L	L1	H	a	刀片 Insert	螺丝 Screw	扳手 Wrench	出水孔 Water hole
S08K-SCZCR/L06	12	8	6.5	125	14	7	13°	CC..0602..	M2.5*5	Q08	-
S10K-SCZCR/L06	14	10	7.5	125	17	9	12°	CC..0602..	M2.5*6	Q08	-
S12M-SCZCR/L06	16	12	8.5	150	20	11	10°	CC..0602..	M2.5*6	Q08	-
S16N-SCZCR/L06	20	16	10.5	160	27	15	8°	CC..0602..	M2.5*7	Q08	-
S16N-SCZCR/L09	21	16	11.5	160	27	15	10°	CC..09T3..	M3.5*8	Q15	-
S20Q-SCZCR/L09	25	20	13.5	180	34	18	8°	CC..09T3..	M3.5*9	Q15	-
S25R-SCZCR/L09	32	25	16	200	43	23	6°	CC..09T3..	M3.5*9	Q15	-
H08K-SCZCR/L06	12	8	6.5	125	16	7	13°	CC..0602..	M2.5*5	Q08	-
H10K-SCZCR/L06	14	10	7.5	125	20	9	12°	CC..0602..	M2.5*6	Q08	-
H12M-SCZCR/L06	16	12	8.5	150	24	11	10°	CC..0602..	M2.5*6	Q08	-
H16N-SCZCR/L06	20	16	10.5	160	32	15	8°	CC..0602..	M2.5*7	Q08	-
H16N-SCZCR/L09	21	16	11.5	160	32	15	10°	CC..09T3..	M3.5*9	Q15	-
A08K-SCZCR/L06	12	8	6.5	125	14	7	13°	CC..0602..	M2.5*5	Q08	√
A10K-SCZCR/L06	14	10	7.5	125	17	9	12°	CC..0602..	M2.5*6	Q08	√
A12M-SCZCR/L06	16	12	8.5	150	20	11	10°	CC..0602..	M2.5*6	Q08	√
A16N-SCZCR/L09	21	16	11.5	160	27	15	10°	CC..09T3..	M3.5*9	Q15	√
A20Q-SCZCR/L09	25	20	13.5	180	34	18	8°	CC..09T3..	M3.5*9	Q15	√
A25R-SCZCR/L09	32	25	16	200	43	23	6°	CC..09T3..	M3.5*9	Q15	√

适用 Suitable: 德克刀片 DEREK Insert

Type S

SDLCR/L



型号 Specification	最小 加工径 Min dia	d	F	L	L1	H	a	刀片 Insert	螺丝 Screw	扳手 Wrench	出水孔 Water hole
S10K-SDLCR/L07	15	10	8	125	17	9	10°	DC..0702..	M2.5*6	Q08	-
S12M-SDLCR/L07	17	12	9	150	20	11	8°	DC..0702..	M2.5*6	Q08	-
S16N-SDLCR/L07	22	16	11	160	27	15	6°	DC..0702..	M2.5*7	Q08	-
S20Q-SDLCR/L11	25	20	13	180	34	18	6°	DC..11T3..	M3.5*9	Q15	-
S25R-SDLCR/L11	32	25	16	200	43	23	4°	DC..11T3..	M3.5*9	Q15	-
S32S-SDLCR/L11	39	32	20	250	54	30	4°	DC..11T3..	M3.5*9	Q15	-
H10K-SDLCR/L07	15	10	8	125	20	9	10°	DC..0702..	M2.5*6	Q08	-
H12M-SDLCR/L07	17	12	9	150	24	11	8°	DC..0702..	M2.5*6	Q08	-
H16N-SDLCR/L07	22	16	11	160	32	15	6°	DC..0702..	M2.5*7	Q08	-
C10K-SDLCR/L07	15	10	8	125	17	9	10°	DC..0702..	M2.5*6	Q08	-
C12M-SDLCR/L07	17	12	9	150	20	11	8°	DC..0702..	M2.5*6	Q08	-
C16N-SDLCR/L07	22	16	11	160	27	15	6°	DC..0702..	M2.5*7	Q08	-
C20Q-SDLCR/L11	25	20	13	180	34	18	6°	DC..11T3..	M3.5*9	Q15	-
A10K-SDLCR/L07	15	10	8	125	17	9	10°	DC..0702..	M2.5*6	Q08	√
A12M-SDLCR/L07	17	12	9	150	20	11	8°	DC..0702..	M2.5*6	Q08	√
A16N-SDLCR/L07	22	16	11	160	24	15	6°	DC..0702..	M2.5*7	Q08	√
A20Q-SDLCR/L11	25	20	13	180	34	18	6°	DC..11T3..	M3.5*9	Q15	√
A25R-SDLCR/L11	32	25	16	200	43	23	4°	DC..11T3..	M3.5*9	Q15	√

适用 Suitable: 德克刀片 DEREK Insert

车刀系列
TURNING TOOLS

外圆车刀
External turning tool

内孔车刀
Internal turning tool

螺纹车刀
Threading tool

切槽车刀
Grooving tool

车刀系列
TURNING TOOLS

外圆车刀
External turning tool

内孔车刀
Internal turning tool

螺纹车刀
Threading tool

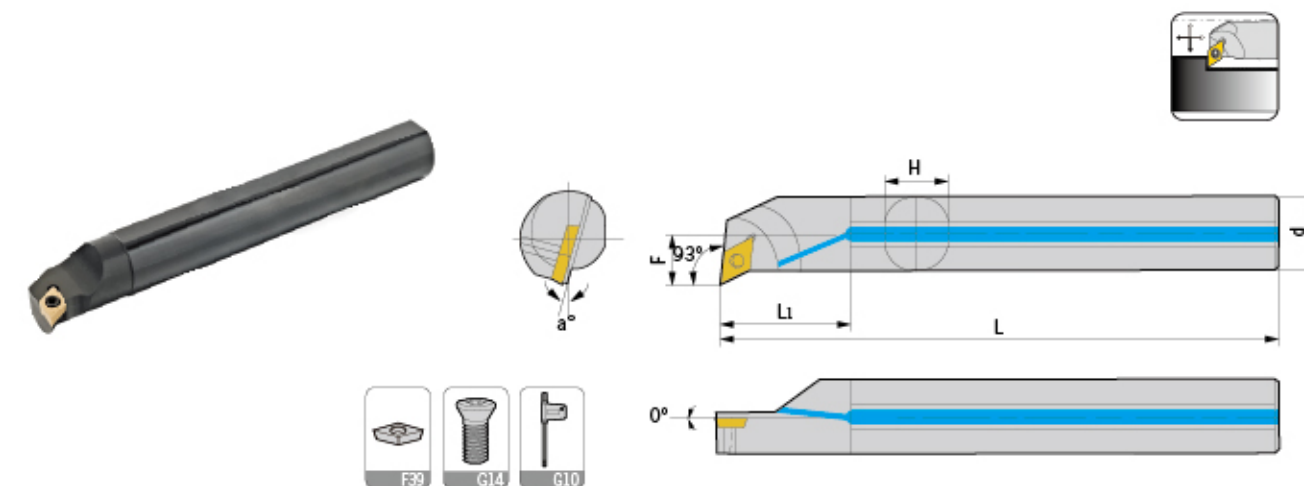
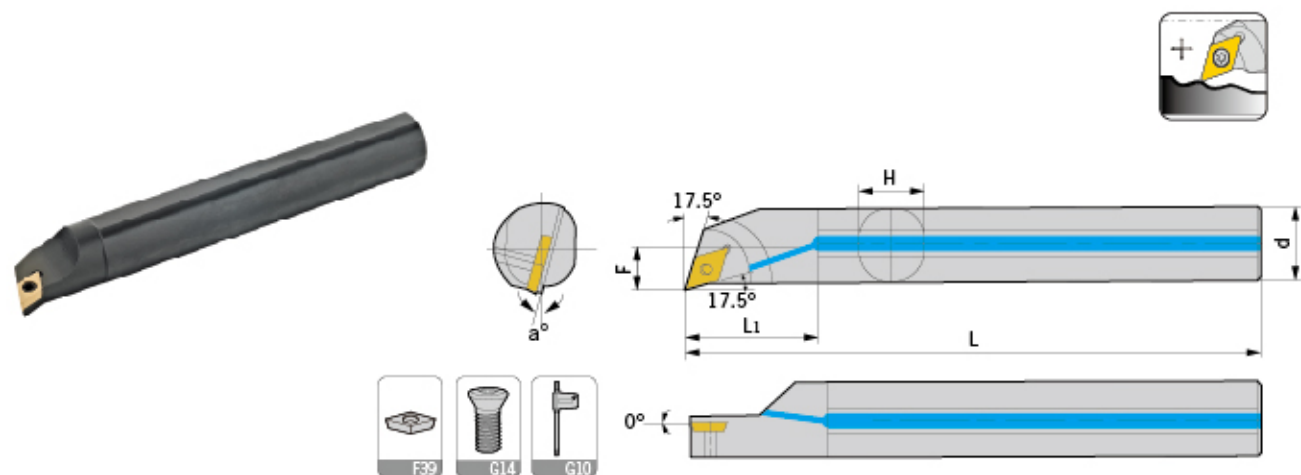
切槽车刀
Grooving tool

Type S

SDQCR/L

Type S

SDUCR/L



型号 Specification	最小加工径 Min dia	d	F	L	L1	H	a	刀片 Insert	螺丝 Screw	扳手 Wrench	出水孔 Water hole
S10K-SDQCR/L07	13	10	7	125	17	9	10°	DC..0702..	M2.5*6	Q08	-
S12M-SDQCR/L07	16	12	9	150	20	11	8°	DC..0702..	M2.5*6	Q08	-
S16N-SDQCR/L07	20	16	10.5	160	27	15	6°	DC..0702..	M2.5*7	Q08	-
S20Q-SDQCR/L11	25	20	13	180	34	18	6°	DC..11T3..	M3.5*9	Q15	-
S25R-SDQCR/L11	32	25	16	200	43	23	4°	DC..11T3..	M3.5*9	Q15	-
S32S-SDQCR/L11	9	32	20	250	54	30	4°	DC..11T3..	M3.5*9	Q15	-
H10K-SDQCR/L07	13	10	7	125	17	9	10°	DC..0702..	M2.5*6	Q08	-
H12M-SDQCR/L07	16	12	9	150	20	11	8°	DC..0702..	M2.5*6	Q08	-
H16N-SDQCR/L07	20	16	10.5	160	27	15	6°	DC..0702..	M2.5*7	Q08	-
C10K-SDQCR/L07	13	10	7	150	17	9	10°	DC..0702..	M2.5*6	Q08	-
C12M-SDQCR/L07	16	12	9	180	20	11	8°	DC..0702..	M2.5*6	Q08	-
C16N-SDQCR/L07	20	16	10.5	200	27	15	6°	DC..0702..	M2.5*7	Q08	-
C20Q-SDQCR/L11	25	20	13	250	34	19	6°	DC..11T3..	M3.5*9	Q15	-
A10K-SDQCR/L07	13	10	7	125	17	9	10°	DC..0702..	M2.5*6	Q08	√
A12M-SDQCR/L07	16	12	9	150	20	11	8°	DC..0702..	M2.5*6	Q08	√
A16N-SDQCR/L07	20	16	10.5	160	27	15	6°	DC..0702..	M2.5*7	Q08	√
A20Q-SDQCR/L11	25	20	13	180	34	18	6°	DC..11T3..	M3.5*9	Q15	√
A25R-SDQCR/L11	32	25	16	200	43	23	4°	DC..11T3..	M3.5*9	Q15	√

适用 Suitable: 德克刀片 DEREK Insert

型号 Specification	最小加工径 Min dia	d	F	L	L1	H	a	刀片 Insert	螺丝 Screw	扳手 Wrench	出水孔 Water hole
S10K-SDUCR/L07	15	10	8	125	17	9	10°	DC..0702..	M2.5*6	Q08	-
S12M-SDUCR/L07	17	12	9	150	20	11	8°	DC..0702..	M2.5*6	Q08	-
S14N-SDUCR/L07	19	16	10	160	24	13	6°	DC..0702..	M2.5*6	Q08	-
S16N-SDUCR/L07	22	16	11	160	27	15	6°	DC..0702..	M2.5*7	Q08	-
S20Q-SDUCR/L07	25	20	13	180	34	18	6°	DC..0702..	M2.5*7	Q08	-
S16N-SDUCR/L11	22	16	11	160	27	15	8°	DC..11T3..	M3.5*9	Q15	-
S20Q-SDUCR/L11	25	20	13	180	34	18	6°	DC..11T3..	M3.5*9	Q15	-
S25R-SDUCR/L11	32	25	16	200	43	23	4°	DC..11T3..	M3.5*9	Q15	-
S32S-SDUCR/L11	39	32	20	250	54	30	4°	DC..11T3..	M3.5*9	Q15	-
S40T-SDUCR/L11	50	40	24	300	68	37	2°	DC..11T3..	M3.5*9	Q15	-
H10K-SDUCR/L07	15	10	8	125	20	9	10°	DC..0702..	M2.5*6	Q08	-
H12M-SDUCR/L07	17	12	9	150	24	11	8°	DC..0702..	M2.5*6	Q08	-
H16N-SDUCR/L07	22	16	11	160	32	15	6°	DC..0702..	M2.5*7	Q08	-
C10K-SDUCR/L07	15	10	8	125	17	9	10°	DC..0702..	M2.5*6	Q08	-
C12M-SDUCR/L07	17	12	9	150	20	11	8°	DC..0702..	M2.5*6	Q08	-
C16N-SDUCR/L07	22	16	11	160	27	15	6°	DC..0702..	M2.5*7	Q08	-
C20Q-SDUCR/L11	25	20	13	180	34	19	6°	DC..11T3..	M3.5*9	Q15	-
A10K-SDUCR/L07	15	10	8	125	17	9	10°	DC..0702..	M2.5*6	Q08	√
A12M-SDUCR/L07	17	12	9	150	20	11	8°	DC..0702..	M2.5*6	Q08	√
A14N-SDUCR/L07	19	16	10	160	24	13	6°	DC..0702..	M2.5*6	Q08	√
A16N-SDUCR/L07	22	16	11	160	27	15	6°	DC..0702..	M2.5*7	Q08	√
A20Q-SDUCR/L07	25	20	13	180	34	18	6°	DC..0702..	M2.5*7	Q08	√
A16N-SDUCR/L11	22	16	11	160	27	15	8°	DC..11T3..	M3.5*9	Q15	√
A20Q-SDUCR/L11	25	20	13	180	34	18	6°	DC..11T3..	M3.5*9	Q15	√
A25R-SDUCR/L11	32	25	16	200	43	23	4°	DC..11T3..	M3.5*9	Q15	√

适用 Suitable: 德克刀片 DEREK Insert

车刀系列
TURNING TOOLS

外圆车刀
External turning tool

内孔车刀
Internal turning tool

螺纹车刀
Threading tool

切槽车刀
Grooving tool

车刀系列
TURNING TOOLS

外圆车刀
External turning tool

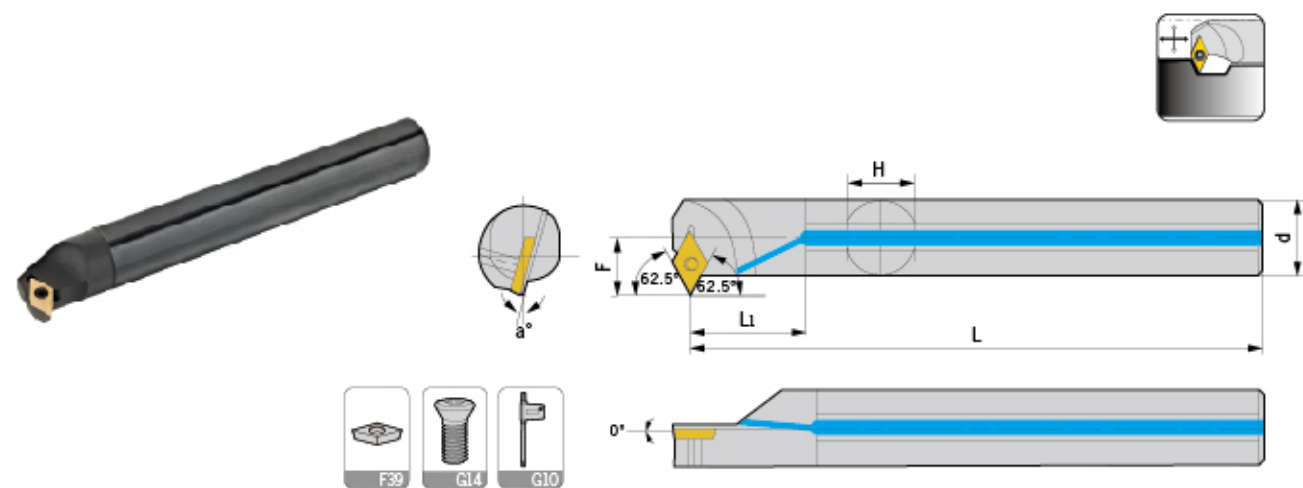
内孔车刀
Internal turning tool

螺纹车刀
Threading tool

切槽车刀
Grooving tool

Type S

SDWCR/L

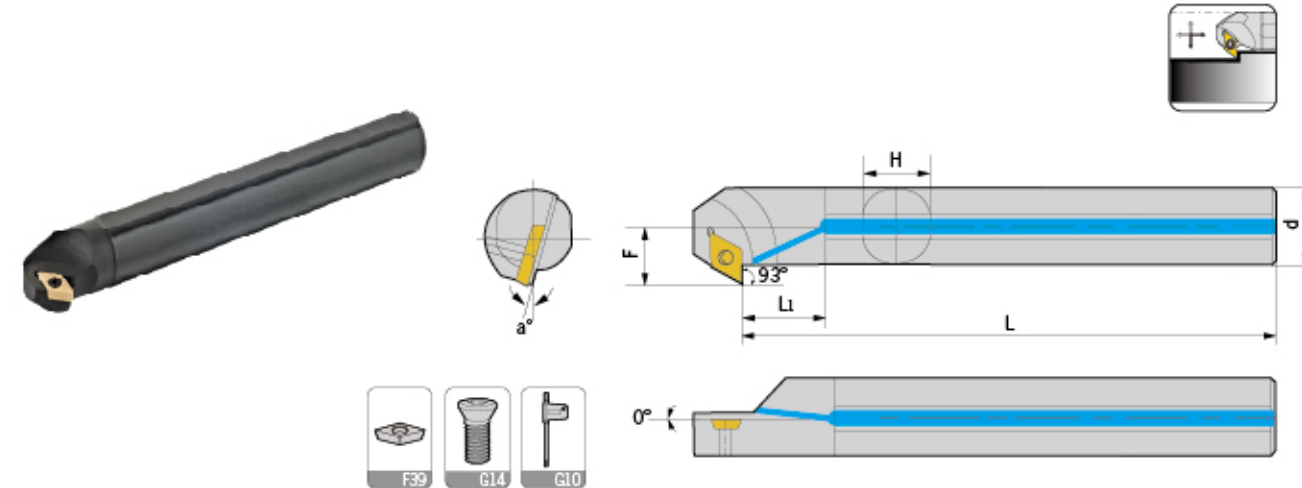


型号 Specification	最小 加工径 Min dia	d	F	L	L1	H	a	刀片 Insert	螺丝 Screw	扳手 Wrench	出水孔 Water hole
S12M-SDWCR/L07	19	12	10.5	150	20	11	10°	DC..0702..	M2.5*7	Q08	-
S16N-SDWCR/L07	23	16	12.5	160	27	15	8°	DC..0702..	M2.5*7	Q08	-
S20Q-SDWCR/L07	27	20	14.5	180	34	18	6°	DC..0702..	M2.5*7	Q08	-
S20Q-SDWCR/L11	25	20	14.5	180	34	18	6°	DC..11T3..	M3.5*9	Q15	-
S25R-SDWCR/L11	32	25	17	200	43	23	4°	DC..11T3..	M3.5*9	Q15	-
S32S-SDWCR/L11	40	32	20	250	54	30	2°	DC..11T3..	M3.5*9	Q15	-
H12M-SDWCR/L07	19	12	10.5	150	20	11	10°	DC..0702..	M2.5*7	Q08	-
H16N-SDWCR/L07	23	16	12.5	160	27	15	8°	DC..0702..	M2.5*7	Q08	-
A12M-SDWCR/L07	19	12	10.5	150	20	11	10°	DC..0702..	M2.5*7	Q08	√
A16N-SDWCR/L07	23	16	12.5	160	27	15	8°	DC..0702..	M2.5*7	Q08	√
A20Q-SDWCR/L07	27	20	14.5	180	34	18	6°	DC..0702..	M2.5*7	Q08	√
A20Q-SDWCR/L11	25	20	14.5	180	34	18	6°	DC..11T3..	M3.5*9	Q15	√
A25R-SDWCR/L11	32	25	17	200	43	23	4°	DC..11T3..	M3.5*9	Q15	√
A32S-SDWCR/L11	40	32	20	250	54	30	2°	DC..11T3..	M3.5*9	Q15	√

适用 Suitable: 德克刀片 DEREK Insert

Type S

SDZCR/L

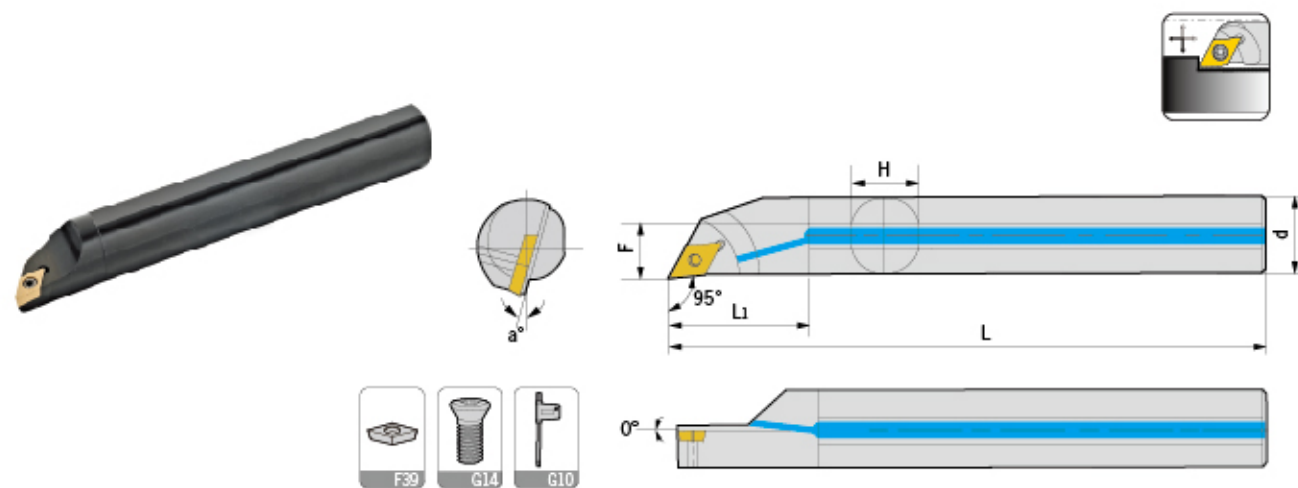


型号 Specification	最小 加工径 Min dia	d	F	L	L1	H	a	刀片 Insert	螺丝 Screw	扳手 Wrench	出水孔 Water hole
S10K-SDZCR/L07	15	10	8.5	125	17	9	12°	DC..0702..	M2.5*6	Q08	-
S12M-SDZCR/L07	18	12	9.5	150	20	11	10°	DC..0702..	M2.5*7	Q08	-
S16N-SDZCR/L07	24	16	11.5	160	27	15	8°	DC..0702..	M2.5*7	Q08	-
S20Q-SDZCR/L11	28	20	14.5	180	34	18	8°	DC..11T3..	M3.5*9	Q15	-
S25R-SDZCR/L11	34	25	17	200	43	23	6°	DC..11T3..	M3.5*9	Q15	-
S32S-SDZCR/L11	38	32	20.5	250	54	30	4°	DC..11T3..	M3.5*9	Q15	-
H10Q-SDZCR/L07	15	10	8.5	125	17	9	12°	DC..0702..	M2.5*6	Q08	-
H12M-SDZCR/L07	18	12	9.5	150	20	11	10°	DC..0702..	M2.5*7	Q08	-
H16N-SDZCR/L07	24	16	11.5	160	27	15	8°	DC..0702..	M2.5*7	Q08	-
A10K-SDZCR/L07	15	10	8.5	125	17	9	12°	DC..0702..	M2.5*6	Q08	√
A12M-SDZCR/L07	18	12	9.5	150	20	11	10°	DC..0702..	M2.5*7	Q08	√
A16N-SDZCR/L07	24	16	11.5	160	27	15	8°	DC..0702..	M2.5*7	Q08	√
A20Q-SDZCR/L07	26	20	13.5	180	20	18	8°	DC..0702..	M2.5*7	Q08	√
A25R-SDZCR/L07	32	25	16	200	27	23	8°	DC..0702..	M2.5*7	Q08	√
A20Q-SDZCR/L11	28	20	14.5	180	34	18	8°	DC..11T3..	M3.5*9	Q15	√
A25R-SDZCR/L11	34	25	17	200	43	23	6°	DC..11T3..	M3.5*9	Q15	√
A32S-SDZCR/L11	38	32	20.5	250	54	30	4°	DC..11T3..	M3.5*9	Q15	√

适用 Suitable: 德克刀片 DEREK Insert

Type S

SDXCR/L

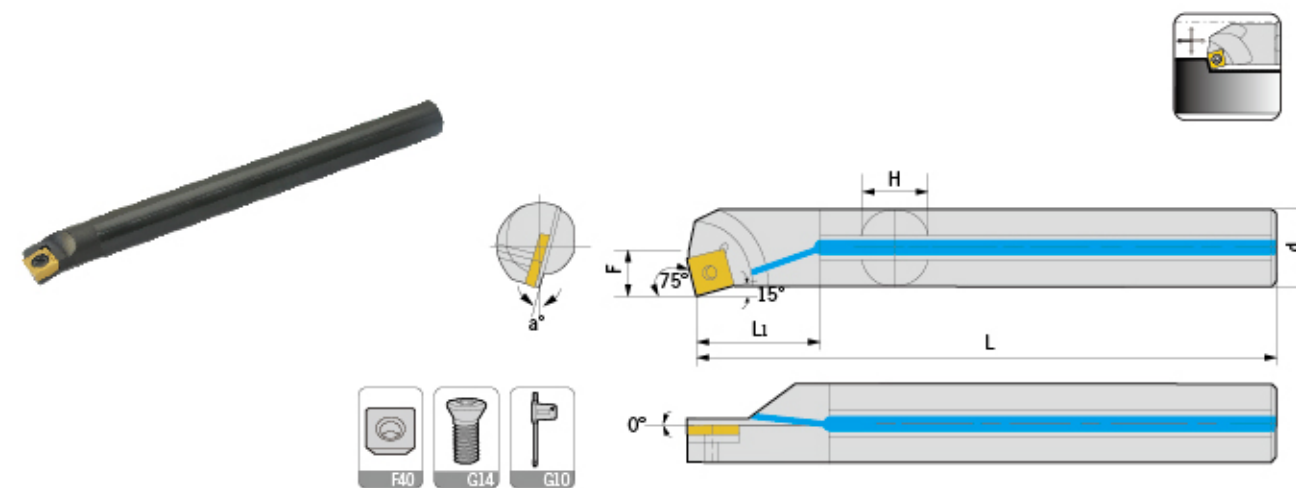


型号 Specification	最小加工径 Min dia	d	F	L	L1	H	a	刀片 Insert	螺丝 Screw	扳手 Wrench	出水孔 Water hole
S08K-SDXCR/L07-G5	10	8	5	125	14	7	12°	DC..0702..	M2.5*5	Q08	-
S10K-SDXCR/L07-G5	13	10	6	125	17	9	10°	DC..0702..	M2.5*5	Q08	-
S12M-SDXCR/L07-G5	16	12	7	150	20	11	8°	DC..0702..	M2.5*6	Q08	-
S16N-SDXCR/L07-G5	20	16	9	160	27	15	6°	DC..0702..	M2.5*7	Q08	-
S16N-SDXCR/L11-G5	20	16	9	160	27	15	8°	DC..11T3..	M3.5*8	Q15	-
S20Q-SDXCR/L11-G5	25	20	11.5	180	34	18	6°	DC..11T3..	M3.5*9	Q15	-
S25R-SDXCR/L11-G5	32	25	14	200	43	23	4°	DC..11T3..	M3.5*9	Q15	-
H08K-SDXCR/L07-G5	10	8	5	125	16	7	12°	DC..0702..	M2.5*5	Q08	-
H10K-SDXCR/L07-G5	13	10	6	125	20	9	10°	DC..0702..	M2.5*5	Q08	-
H12M-SDXCR/L07-G5	16	12	7	150	24	11	8°	DC..0702..	M2.5*6	Q08	-
H16N-SDXCR/L07-G5	20	16	9	160	32	15	6°	DC..0702..	M2.5*7	Q08	-
A08K-SDXCR/L07-G5	10	8	5	125	14	7	12°	DC..0702..	M2.5*5	Q08	√
A10K-SDXCR/L07-G5	13	10	6	125	17	9	10°	DC..0702..	M2.5*5	Q08	√
A12M-SDXCR/L07-G5	16	12	7	150	20	11	8°	DC..0702..	M2.5*6	Q08	√
A16N-SDXCR/L07-G5	20	16	9	160	27	15	6°	DC..0702..	M2.5*7	Q08	√
A16N-SDXCR/L11-G5	20	16	9	160	27	15	8°	DC..11T3..	M3.5*8	Q15	√
A20Q-SDXCR/L11-G5	25	20	11.5	180	34	18	6°	DC..11T3..	M3.5*9	Q15	√
A25R-SDXCR/L11-G5	32	25	14	200	43	23	4°	DC..11T3..	M3.5*9	Q15	√

适用 Suitable: 德克刀片 DEREK Insert

Type S

SSK*R/L

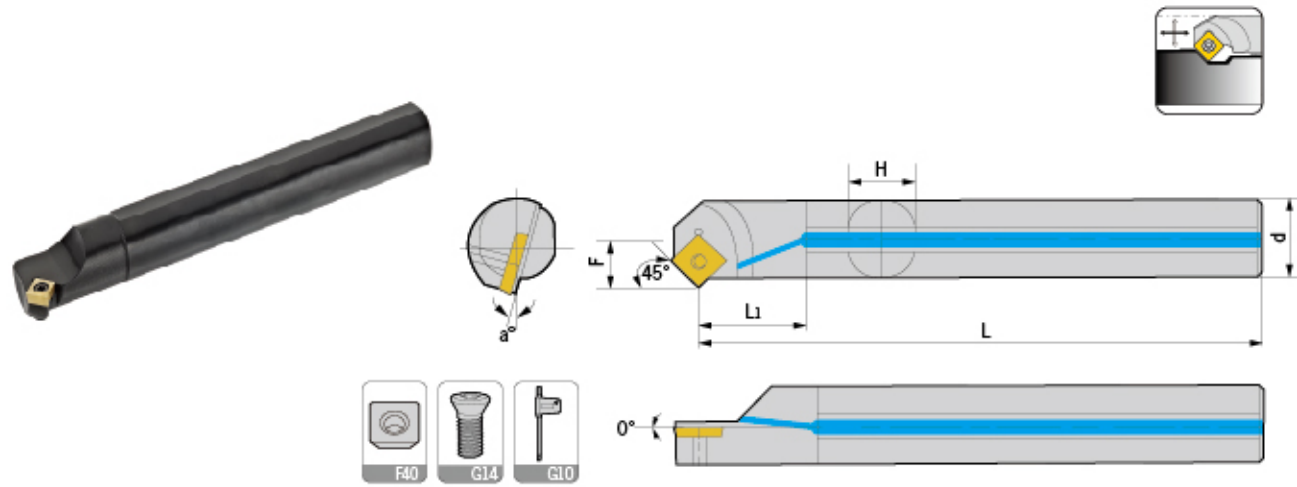


型号 Specification	最小加工径 Min dia	d	F	L	L1	H	a	刀片 Insert	螺丝 Screw	扳手 Wrench	出水孔 Water hole
S12M-SSKCR/L09	16	12	8.5	150	20	11	12°	SC..09T3..	M3.5*8	Q15	-
S16N-SSKCR/L09	20	16	10.5	160	27	15	10°	SC..09T3..	M3.5*8	Q15	-
S20Q-SSKCR/L09	24	20	12.5	180	34	18	8°	SC..09T3..	M3.5*9	Q15	-
S25R-SSKCR/L09	31	25	15	200	43	23	6°	SC..09T3..	M3.5*9	Q15	-
H12M-SSKCR/L09	16	12	8.5	150	20	11	12°	SC..09T3..	M3.5*8	Q15	-
H16N-SSKCR/L09	20	16	10.5	160	27	15	10°	SC..09T3..	M3.5*8	Q15	-
S12M-SSKPR/L09	16	12	8.5	150	20	11	8°	SP..0903..	M3.5*8	Q15	-
S16N-SSKPR/L09	20	16	10.5	160	27	15	6°	SP..0903..	M3.5*8	Q15	-
H12M-SSKPR/L09	16	12	8.5	150	20	11	8°	SP..0903..	M3.5*8	Q15	-
H16N-SSKPR/L09	20	16	10.5	160	27	15	6°	SP..0903..	M3.5*8	Q15	-
A12M-SSKCR/L09	16	12	8.5	150	20	11	12°	SC..09T3..	M3.5*8	Q15	√
A16N-SSKCR/L09	20	16	10.5	160	27	15	10°	SC..09T3..	M3.5*8	Q15	√
A20Q-SSKCR/L09	24	20	12.5	180	34	18	8°	SC..09T3..	M3.5*9	Q15	√
A25R-SSKCR/L09	31	25	15	200	43	23	6°	SC..09T3..	M3.5*9	Q15	√
A12M-SSKPR/L09	16	12	8.5	150	20	11	8°	SP..0903..	M3.5*8	Q15	√
A16N-SSKPR/L09	20	16	10.5	160	27	15	6°	SP..0903..	M3.5*8	Q15	√

适用 Suitable: 德克刀片 DEREK Insert

Type S

SSS*/L

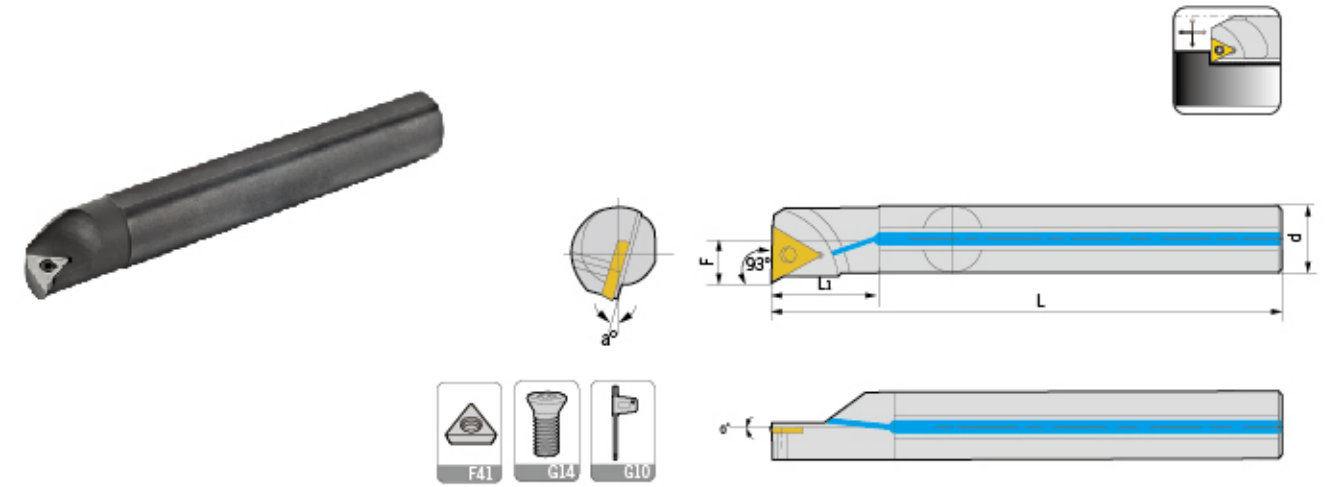


型号 Specification	最小 加工径 Min dia	d	F	L	L1	H	a	刀片 Insert	螺丝 Screw	扳手 Wrench	出水孔 Water hole
S12M-SSSCR/L09	16	12	8.5	150	20	11	12°	SC..09T3..	M3.5*8	Q15	-
S16N-SSSCR/L09	22	16	11.5	160	27	15	10°	SC..09T3..	M3.5*9	Q15	-
S20Q-SSSCR/L09	26	20	13.5	180	34	18	8°	SC..09T3..	M3.5*9	Q15	-
S25R-SSSCR/L09	31	25	16	200	43	23	6°	SC..09T3..	M3.5*9	Q15	-
S32S-SSSCR/L09	38	32	19.5	250	58	30	4°	SC..09T3..	M3.5*9	Q15	-
H12M-SSSCR/L09	16	12	8.5	150	20	11	12°	SC..09T3..	M3.5*8	Q15	-
H16N-SSSCR/L09	22	16	11.5	160	27	15	10°	SC..09T3..	M3.5*9	Q15	-
S12M-SSSPR/L09	16	12	9	150	20	11	8°	SP..0903..	M3.5*7	Q15	-
S16N-SSSPR/L09	20	16	11	160	27	15	6°	SP..0903..	M3.5*7	Q15	-
S20Q-SSSPR/L09	24	20	13	180	34	18	4°	SP..0903..	M3.5*9	Q15	-
S25R-SSSPR/L09	32	25	17	200	43	23	2°	SP..0903..	M3.5*9	Q15	-
S32S-SSSPR/L09	40	32	22	250	58	30	0°	SP..0903..	M3.5*9	Q15	-
H12M-SSSPR/L09	16	12	9	150	20	11	8°	SP..0903..	M3.5*9	Q15	-
H16N-SSSPR/L09	20	16	11	160	27	15	6°	SP..0903..	M3.5*9	Q15	-
A12M-SSSCR/L09	16	12	8.5	150	20	11	12°	SC..09T3..	M3.5*8	Q15	√
A16N-SSSCR/L09	22	16	11.5	160	27	15	10°	SC..09T3..	M3.5*9	Q15	√
A20Q-SSSCR/L09	26	20	13.5	180	34	18	8°	SC..09T3..	M3.5*9	Q15	√
A25R-SSSCR/L09	31	25	16	200	43	23	6°	SC..09T3..	M3.5*9	Q15	√
A12M-SSSPR/L09	16	12	9	150	20	11	8°	SP..0903..	M3.5*7	Q15	√
A16N-SSSPR/L09	20	16	11	160	27	15	6°	SP..0903..	M3.5*7	Q15	√
A20Q-SSSPR/L09	24	20	13	180	34	18	4°	SP..0903..	M3.5*9	Q15	√
A25R-SSSPR/L09	32	25	17	200	43	23	2°	SP..0903..	M3.5*9	Q15	√

适用 Suitable: 德克刀片 DEREK Insert

Type S

STFCR/L

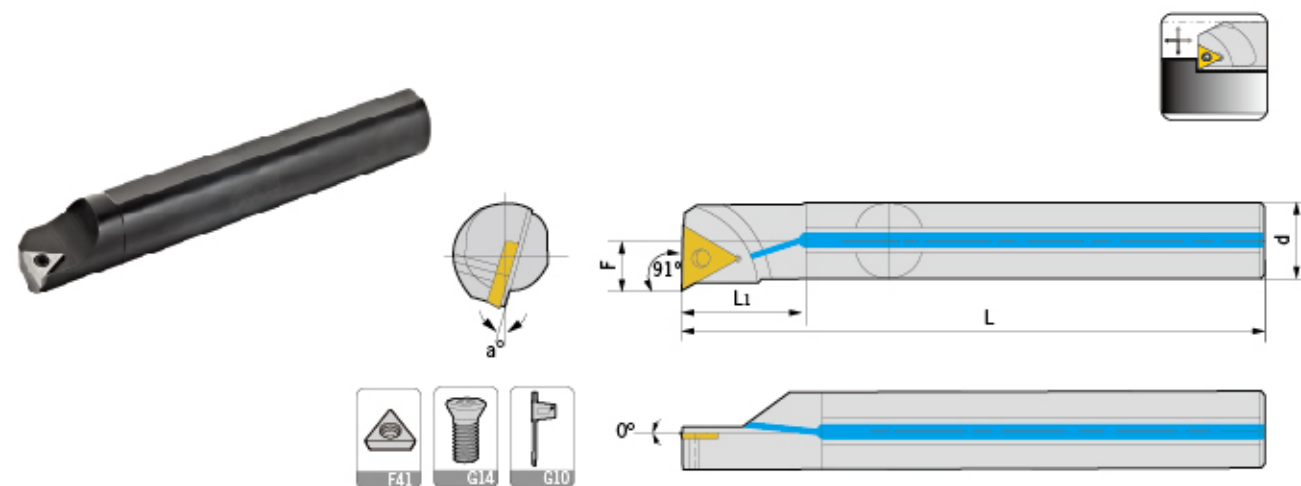


型号 Specification	最小 加工径 Min dia	d	F	L1	L	H	a	刀片 Insert	螺丝 Screw	扳手 Wrench	出水孔 Water hole
S08K-STFCR/L09	11	8	5.5	15	125	7	15°	TC..0902..	M2.2*6	Q06	-
S10K-STFCR/L09	13	10	6	17	125	9	13°	TC..0902..	M2.2*6	Q06	-
S12M-STFCR/L09	16	12	7	20	150	11	10°	TC..0902..	M2.2*6	Q06	-
S10K-STFCR/L11	12	10	6	17	125	9	12°	TC..1102..	M2.5*6	Q08	-
S12M-STFCR/L11	14	12	7	20	150	11	10°	TC..1102..	M2.5*6	Q08	-
S16N-STFCR/L11	20	16	9	27	160	15	8°	TC..1102..	M2.5*7	Q08	-
S20Q-STFCR/L11	25	20	11	34	180	18	6°	TC..1102..	M2.5*7	Q08	-
S20Q-STFCR/L16	25	20	11.5	34	180	18	8°	TC..16T3..	M3.5*9	Q15	-
S25R-STFCR/L16	31	25	14	43	200	23	6°	TC..16T3..	M3.5*9	Q15	-
S32S-STFCR/L16	39	32	17.5	54	250	30	4°	TC..16T3..	M3.5*9	Q15	-
S40T-STFCR/L16	50	40	21.5	68	300	37	2°	TC..16T3..	M3.5*9	Q15	-
H08K-STFCR/L09	11	8	5.5	15	125	7	15°	TC..0902..	M2.2*6	Q06	-
H10K-STFCR/L09	13	10	6	17	125	9	13°	TC..0902..	M2.2*5	Q06	-
H10K-STFCR/L11	13	10	6	17	125	9	12°	TC..1102..	M2.5*6	Q08	-
H12M-STFCR/L11	14	12	7	20	150	11	10°	TC..1102..	M2.5*6	Q08	-
H16N-STFCR/L11	20	16	9	27	160	15	8°	TC..1102..	M2.5*7	Q08	-
C08K-STFCR/L09	11	8	5.5	15	125	7	15°	TC..0902..	M2.2*6	Q06	-
C10M-STFCR/L09	13	10	6	17	150	9	13°	TC..0902..	M2.2*6	Q06	-
C12Q-STFCR/L09	16	12	7	20	180	11	10°	TC..0902..	M2.2*6	Q06	-
C10M-STFCR/L11	13	10	6	17	150	9	12°	TC..1102..	M2.5*6	Q08	-
C12Q-STFCR/L11	14	12	7	20	180	11	10°	TC..1102..	M2.5*6	Q08	-
C16R-STFCR/L11	20	16	9	27	200	15	8°	TC..1102..	M2.5*7	Q08	-
C20S-STFCR/L11	25	20	11	34	250	19	8°	TC..1102..	M2.5*7	Q08	-
A08K-STFCR/L09	11	8	5.5	15	125	7	15°	TC..0902..	M2.2*6	Q06	√
A10K-STFCR/L09	13	10	6	17	125	9	13°	TC..0902..	M2.2*6	Q06	√
A12M-STFCR/L11	14	12	7	20	150	11	10°	TC..1102..	M2.5*6	Q08	√
A16N-STFCR/L11	20	16	9	27	160	15	8°	TC..1102..	M2.5*7	Q08	√
A20Q-STFCR/L16	25	20	11.5	34	180	18	8°	TC..16T3..	M3.5*9	Q15	√
A25R-STFCR/L16	31	25	14	43	200	23	6°	TC..16T3..	M3.5*9	Q15	√

适用 Suitable: 德克刀片 DEREK Insert

Type S

STFPR/L

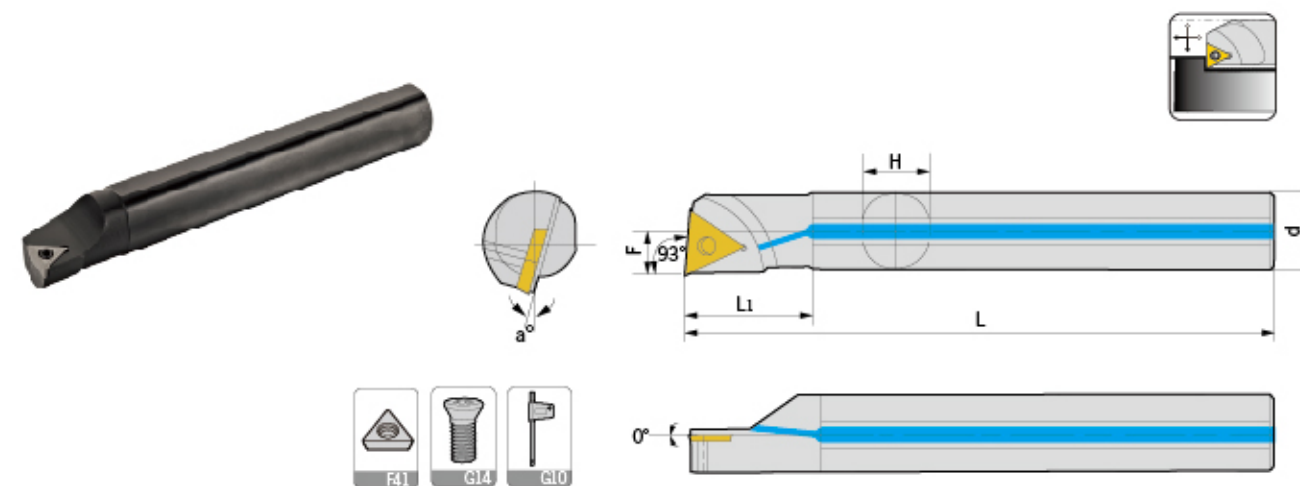


型号 Specification	最小 加工径 Min dia	d	F	L1	L	H	a	刀片 Insert	螺丝 Screw	扳手 Wrench	出水孔 Water hole
S10K-STFPR/L08	13	10	6	17	125	9	8°	TP..0802..	M2*5	Q06	-
S08K-STFPR/L09	11	8	5	15	125	7	10°	TP..0902..	M2.5*5	Q08	-
S10K-STFPR/L09	13	10	6	17	125	9	8°	TP..0902..	M2.5*6	Q08	-
S10K-STFPR/L11	13	10	6	17	125	9	12°	TP..1103..	M3*6	Q08	-
S12M-STFPR/L11	16	12	7	20	150	11	10°	TP..1103..	M3*6	Q08	-
S16N-STFPR/L11	20	16	9	27	160	15	8°	TP..1103..	M3*7	Q08	-
S20Q-STFPR/L11	24	20	11	34	180	18	6°	TP..1103..	M3*7	Q08	-
S20Q-STFPR/L16	24	20	11.5	34	180	18	6°	TP..1603..	M3.5*9	Q15	-
S25R-STFPR/L16	31	25	14	43	200	23	4°	TP..1603..	M3.5*9	Q15	-
C08K-STFPR/L09	11	8	5	15	125	7	10°	TP..0902..	M2.5*5	Q08	-
C10M-STFPR/L09	13	10	6	17	150	9	8°	TP..0902..	M2.5*6	Q08	-
C10M-STFPR/L11	13	10	6	17	150	9	12°	TP..1103..	M3*6	Q08	-
C12Q-STFPR/L11	16	12	7	20	180	11	10°	TP..1103..	M3*6	Q08	-
C16R-STFPR/L11	20	16	9	27	200	15	8°	TP..1103..	M3*7	Q08	-
C20S-STFPR/L11	24	20	11	34	250	19	6°	TP..1103..	M3*7	Q08	-
H08K-STFPR/L09	11	8	5	15	125	7	10°	TP..0902..	M2.5*5	Q08	-
H10K-STFPR/L09	13	10	6	17	125	9	8°	TP..0902..	M2.5*6	Q08	-
H10K-STFPR/L11	13	10	6	17	125	9	12°	TP..1103..	M3*6	Q08	-
H12M-STFPR/L11	16	12	7	20	150	11	10°	TP..1103..	M3*6	Q08	-
H16N-STFPR/L11	20	16	9	27	160	15	8°	TP..1103..	M3*7	Q08	-
A10K-STFPR/L08	13	10	6	17	125	9	8°	TP..0802..	M2*5	Q06	√
A08K-STFPR/L09	11	8	5	15	125	7	10°	TP..0902..	M2.5*6	Q08	√
A10K-STFPR/L09	13	10	6	17	125	9	8°	TP..0902..	M2.5*6	Q08	√
A12M-STFPR/L11	16	12	7	20	150	11	10°	TP..1103..	M3*6	Q08	√
A16N-STFPR/L11	20	16	9	27	160	15	8°	TP..1103..	M3*7	Q08	√
A20Q-STFPR/L16	24	20	11.5	34	180	18	6°	TP..1603..	M3.5*9	Q15	√
A25R-STFPR/L16	31	25	14	43	200	23	4°	TP..1603..	M3.5*9	Q15	√

适用 Suitable: 德克刀片 DEREK Insert

Type S

STUCR/L



型号 Specification	最小 加工径 Min dia	d	F	L1	L	H	a	刀片 Insert	螺丝 Screw	扳手 Wrench	出水孔 Water hole
S08K-STUCR/L09	11	8	5	15	125	7	10°	TC..0902..	M2.2*6	Q06	-
S08K-STUCR/09-A16	11	16	5	20	125	15	10°	TC..0902..	M2.2*6	Q06	-
S10K-STUCR/L09	13	10	6	17	125	9	8°	TC..0902..	M2.2*6	Q06	-
S10K-STUCR/L09-A16	13	16	6	27	125	15	8°	TC..0902..	M2.2*6	Q06	-
S10K-STUCR/L11	13	10	6	17	125	9	12°	TC..1102..	M2.5*6	Q08	-
S10K-STUCR/L11-A16	13	16	6	27	125	15	12°	TC..1102..	M2.5*6	Q08	-
S12M-STUCR/L11	16	12	7	20	150	11	10°	TC..1102..	M2.5*6	Q08	-
S12M-STUCR/L11-A16	16	16	7	34	150	15	10°	TC..1102..	M2.5*6	Q08	-
S16N-STUCR/L11	20	16	9	27	160	15	8°	TC..1102..	M2.5*7	Q08	-
S20Q-STUCR/L11	24	20	11	34	180	18	6°	TC..1102..	M2.5*7	Q08	-
S20Q-STUCR/L16	25	20	11.5	34	180	18	8°	TC..16T3..	M3.5*9	Q15	-
S25R-STUCR/L16	31	25	14	43	200	23	6°	TC..16T3..	M3.5*9	Q15	-
S32S-STUCR/L16	39	32	17.5	54	250	30	4°	TC..16T3..	M3.5*9	Q15	-
S40T-STUCR/L16	50	40	21.5	68	300	37	2°	TC..16T3..	M3.5*9	Q15	-
H08K-STUCR/L09	11	8	5	15	125	7	10°	TC..0902..	M2.2*5	Q06	-
H10K-STUCR/L09	13	10	6	17	150	9	8°	TC..0902..	M2.2*5	Q06	-
H10K-STUCR/L11	13	10	6	17	150	9	8°	TC..1102..	M2.5*7	Q08	-
H12M-STUCR/L11	16	12	7	20	180	11	6°	TC..1102..	M2.5*6	Q08	-
H16R-STUCR/L11	20	16	9	27	200	15	4°	TC..1102..	M2.5*7	Q08	-
A08K-STUCR/L09	11	8	5	15	125	7	10°	TC..0902..	M2.2*5	Q06	√
A10K-STUCR/L11	13	10	6	17	125	9	12°	TC..1102..	M2.5*6	Q08	√
A12M-STUCR/L11	16	12	7	20	150	11	10°	TC..1102..	M2.5*6	Q08	√
A16N-STUCR/L11	20	16	9	27	160	15	8°	TC..1102..	M2.5*7	Q08	√
A20Q-STUCR/L11	24	20	11	34	180	18	6°	TC..1102..	M2.5*7	Q08	√

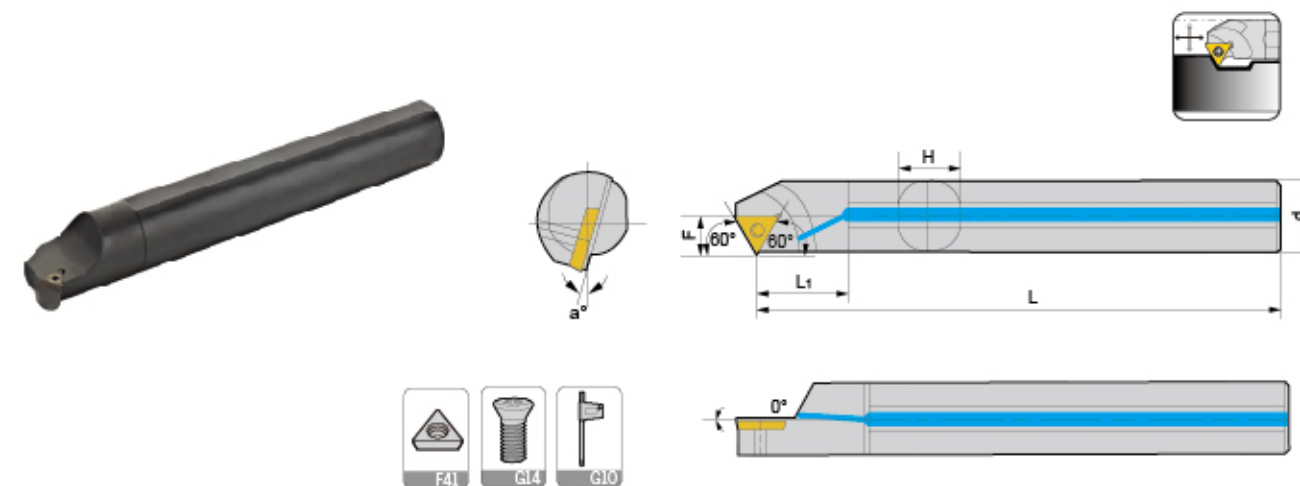
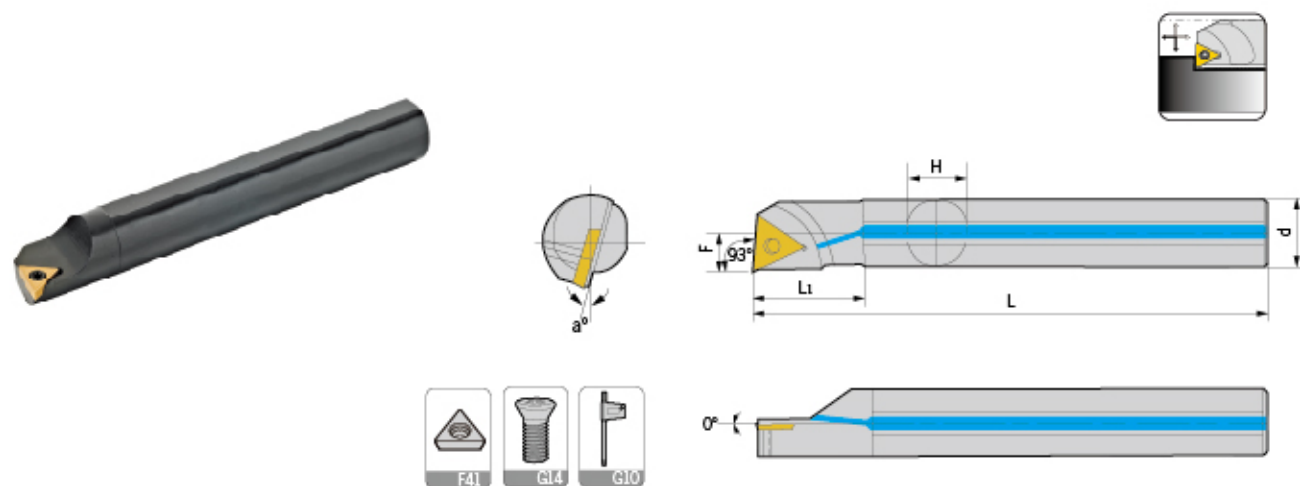
适用 Suitable: 德克刀片 DEREK Insert

Type S

STUPR/L

Type S

STWCR/L



型号 Specification	最小加工径 Min dia	d	F	L1	L	H	a	刀片 Insert	螺丝 Screw	扳手 Wrench	出水孔 Water hole
S08K-STUPR/L09	11	8	5	15	125	7	10°	TP..0902..	M2.5*5	Q08	-
S10K-STUPR/L09	13	10	6	17	125	9	8°	TP..0902..	M2.5*6	Q08	-
S10K-STUPR/L11	13	10	6	17	125	9	12°	TP..1103..	M3*6	Q08	-
S12M-STUPR/L11	16	12	7	20	150	11	10°	TP..1103..	M3*6	Q08	-
S16N-STUPR/L11	20	16	9	27	160	15	8°	TP..1103..	M3*7	Q08	-
S20Q-STUPR/L11	24	20	11	34	180	18	6°	TP..1103..	M3*7	Q08	-
S20Q-STUPR/L16	24	20	11.5	34	180	18	6°	TP..1603..	M3.5*9	Q15	-
S25R-STUPR/L16	31	25	14.5	43	200	24	4°	TP..1603..	M3.5*9	Q15	-
A08K-STUPR/L09	11	8	5	15	125	7	10°	TP..0902..	M2.5*5	Q08	√
A10K-STUPR/L11	13	10	6	17	125	9	12°	TP..1103..	M3*6	Q08	√
A12M-STUPR/L11	16	12	7	20	150	11	10°	TP..1103..	M3*6	Q08	√
A16N-STUPR/L11	20	16	9	27	160	15	8°	TP..1103..	M3*7	Q08	√
A20Q-STUPR/L16	24	20	11.5	34	180	18	6°	TP..1603..	M3.5*9	Q15	√
A25R-STUPR/L16	31	25	14.5	43	200	23	4°	TP..1603..	M3.5*9	Q15	√

适用 Suitable: 德克刀片 DEREK Insert

型号 Specification	最小加工径 Min dia	d	F	L1	L	H	a	刀片 Insert	螺丝 Screw	扳手 Wrench	出水孔 Water hole
S08K-STWCR/L09	11	8	5.5	15	125	7	12°	TC..0902..	M2.2*5	Q06	-
S10K-STWCR/L11	14	10	8	17	125	9	10°	TC..1102..	M2.5*7	Q08	-
S12M-STWCR/L11	16	12	9	20	150	11	8°	TC..1102..	M2.5*7	Q08	-
S16N-STWCR/L11	20	16	11	27	160	15	6°	TC..1102..	M2.5*7	Q08	-
S20Q-STWCR/L11	25	20	13	34	180	18	4°	TC..1102..	M2.5*7	Q08	-
S25R-STWCR/L11	31	25	15	43	200	23	2°	TC..1102..	M2.5*7	Q08	-
S32S-STWCR/L11	39	32	19	54	250	30	0°	TC..1102..	M2.5*7	Q08	-
S20Q-STWCR/L16	25	20	14.5	34	180	18	8°	TC..16T3..	M3.5*9	Q15	-
S25R-STWCR/L16	32	25	17	43	200	23	6°	TC..16T3..	M3.5*9	Q15	-
S32S-STWCR/L16	39	32	20	54	250	30	4°	TC..16T3..	M3.5*9	Q15	-
S40T-STWCR/L16	50	40	24	68	300	37	0°	TC..16T3..	M3.5*9	Q15	-
H08K-STWCR/L09	11	8	5.5	15	125	7	12°	TC..0902..	M2.2*5	Q06	-
H10K-STWCR/L11	14	10	8	17	125	9	10°	TC..1102..	M2.5*7	Q08	-
H12M-STWCR/L11	16	12	9	20	150	11	8°	TC..1102..	M2.5*7	Q08	-
H16N-STWCR/L11	20	16	11	27	160	15	6°	TC..1102..	M2.5*7	Q08	-
H20Q-STWCR/L11	25	20	13	34	180	18	4°	TC..1102..	M2.5*7	Q08	-
A08K-STWCR/L09	11	8	5.5	15	125	7	12°	TC..0902..	M2.2*5	Q06	√
A10K-STWCR/L11	14	10	8	17	125	9	10°	TC..1102..	M2.5*7	Q08	√
A12M-STWCR/L11	16	12	9	20	150	11	8°	TC..1102..	M2.5*7	Q08	√
A16N-STWCR/L11	20	16	11	27	160	15	6°	TC..1102..	M2.5*7	Q08	√
A20Q-STWCR/L11	25	20	13	34	180	18	4°	TC..1102..	M2.5*7	Q08	√
A20Q-STWCR/L16	25	20	14.5	34	180	18	8°	TC..16T3..	M3.5*9	Q15	√

适用 Suitable: 德克刀片 DEREK Insert

车刀系列
TURNING TOOLS

外圆车刀
External turning tool

内孔车刀
Internal turning tool

螺纹车刀
Threading tool

切槽车刀
Grooving tool

车刀系列
TURNING TOOLS

外圆车刀
External turning tool

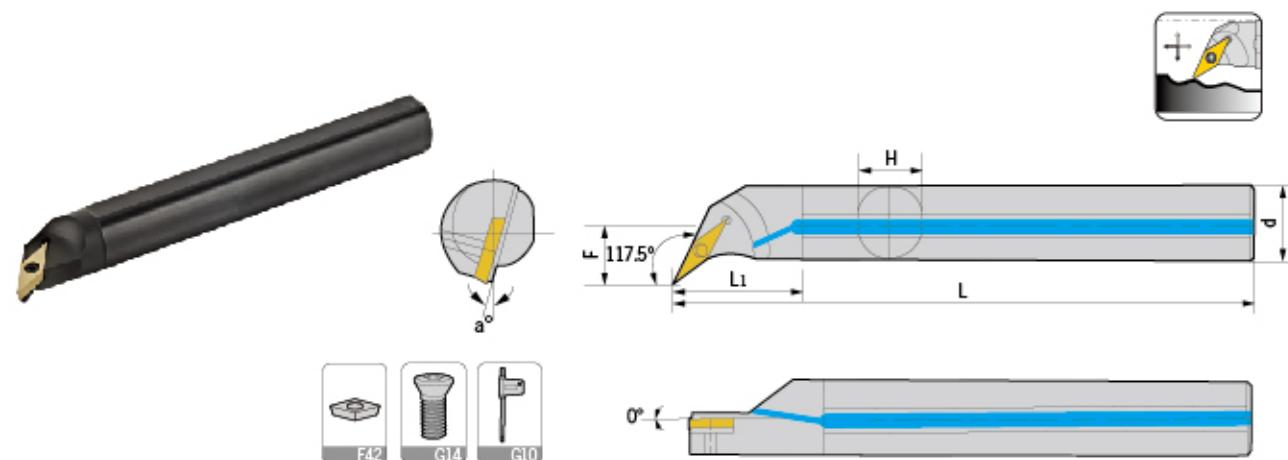
内孔车刀
Internal turning tool

螺纹车刀
Threading tool

切槽车刀
Grooving tool

Type S

SVQ*R/L

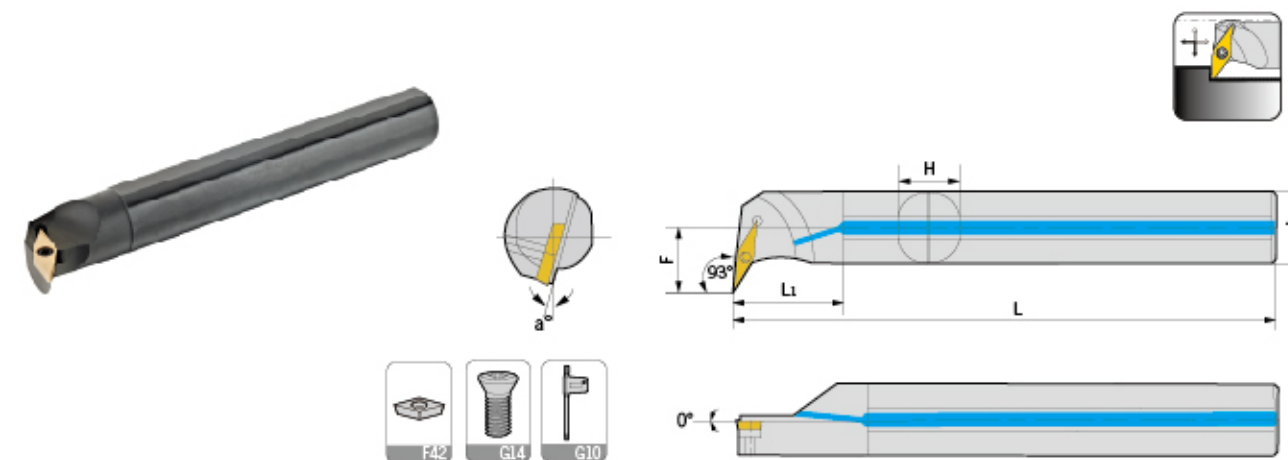


型号 Specification	最小 加工径 Min dia	d	F	L1	L	H	a	刀片 Insert	螺丝 Screw	扳手 Wrench	出水孔 Water hole
S12M-SVQBR/L11	17	12	10.5	27	150	11	10°	VB..1103..	M2.5*7	Q08	-
S16N-SVQBR/L11	22	16	11.5	27	160	15	10°	VB..1103..	M2.5*7	Q08	-
S20Q-SVQBR/L11	27	20	14	34	180	18	8°	VB..1103..	M2.5*7	Q08	-
S16N-SVQCR/L11	22	16	11.5	27	160	15	8°	VC..1103..	M2.5*7	Q08	-
S20Q-SVQCR/L11	27	20	14	34	180	18	6°	VC..1103..	M2.5*7	Q08	-
S20Q-SVQBR/L16	27	20	14	34	180	18	10°	VB..1604..	M3.5*9	Q15	-
S25R-SVQBR/L16	32	25	16.5	43	200	23	8°	VB..1604..	M3.5*9	Q15	-
S32S-SVQBR/L16	41	32	22.5	54	250	30	10°	VB..1604..	M3.5*9	Q15	-
S40T-SVQBR/L16	50	40	27	68	300	37	8°	VB..1604..	M3.5*9	Q15	-
S20Q-SVQCR/L16	27	20	14	34	180	18	8°	VC..1604..	M3.5*9	Q15	-
S25R-SVQCR/L16	32	25	16.5	43	200	23	6°	VC..1604..	M3.5*9	Q15	-
S32S-SVQCR/L16	41	32	22.5	54	250	30	8°	VC..1604..	M3.5*9	Q15	-
S40T-SVQCR/L16	50	40	27	68	300	37	6°	VC..1604..	M3.5*9	Q15	-
A12M-SVQBR/L11	17	12	10	27	150	11	10°	VB..1103..	M2.5*7	Q08	√
A16N-SVQBR/L11	22	16	11.5	27	160	15	10°	VB..1103..	M2.5*7	Q08	√
A20Q-SVQBR/L11	27	20	14	34	180	18	8°	VB..1103..	M2.5*7	Q08	√
A16N-SVQCR/L11	22	16	11.5	27	160	15	8°	VC..1103..	M2.5*7	Q08	√
A20Q-SVQCR/L11	27	20	14	34	180	18	6°	VC..1103..	M2.5*7	Q08	√
A25R-SVQBR/L16	32	25	16.5	43	200	23	8°	VB..1604..	M3.5*9	Q15	√
A20Q-SVQCR/L16	27	20	14	34	180	18	8°	VC..1604..	M3.5*9	Q15	√
A25R-SVQCR/L16	32	25	16.5	43	200	23	6°	VC..1604..	M3.5*9	Q15	√

适用 Suitable: 德克刀片 DEREK Insert

Type S

SVU*R/L



型号 Specification	最小 加工径 Min dia	d	F	L1	L	H	a	刀片 Insert	螺丝 Screw	扳手 Wrench	出水孔 Water hole
S16N-SVUBR/L11	22	16	12.5	27	160	15	10°	VB..1103..	M2.5*7	Q08	-
S20Q-SVUBR/L11	27	20	14	34	180	18	8°	VB..1103..	M2.5*7	Q08	-
H16N-SVUBR/L11	22	16	11.5	27	160	15	10°	VB..1103..	M2.5*7	Q08	-
S16N-SVUCR/L11	22	16	11.5	27	160	15	10°	VC..1103..	M2.5*7	Q08	-
S20Q-SVUCR/L11	27	20	14	34	180	18	8°	VC..1103..	M2.5*7	Q08	-
H16N-SVUCR/L11	22	16	11.5	27	160	15	10°	VC..1103..	M2.5*7	Q08	-
S20Q-SVUBR/L16	31	20	19	34	180	18	8°	VB..1604..	M3.5*9	Q15	-
S32S-SVUBR/L16	35	25	20	43	200	23	6°	VB..1604..	M3.5*9	Q15	-
S40T-SVUBR/L16	42	32	22.5	54	250	30	8°	VB..1604..	M3.5*9	Q15	-
S20Q-SVUCR/L16	31	20	19	34	180	18	8°	VC..1604..	M3.5*9	Q15	-
S25R-SVUCR/L16	35	25	20	43	200	23	6°	VC..1604..	M3.5*9	Q15	-
S32S-SVUCR/L16	42	32	22.5	54	250	30	8°	VC..1604..	M3.5*9	Q15	-
S40T-SVUCR/L16	51	40	27	68	300	37	6°	VC..1604..	M3.5*9	Q15	-
A16N-SVUBR/L11	22	16	11.5	27	160	15	10°	VB..1103..	M2.5*7	Q08	√
A20Q-SVUBR/L11	27	20	14	34	180	18	8°	VB..1103..	M2.5*7	Q08	√
A16N-SVUCR/L11	22	16	11.5	27	160	15	10°	VC..1103..	M2.5*7	Q08	√
A20Q-SVUCR/L11	27	20	14	34	180	18	8°	VC..1103..	M2.5*7	Q08	√
A20Q-SVUBR/L16	31	20	19	34	180	18	8°	VB..1604..	M3.5*9	Q15	√

适用 Suitable: 德克刀片 DEREK Insert

车刀系列
TURNING TOOLS

外圆车刀
External turning tool

内孔车刀
Internal turning tool

螺纹车刀
Threading tool

切槽车刀
Grooving tool

车刀系列
TURNING TOOLS

外圆车刀
External turning tool

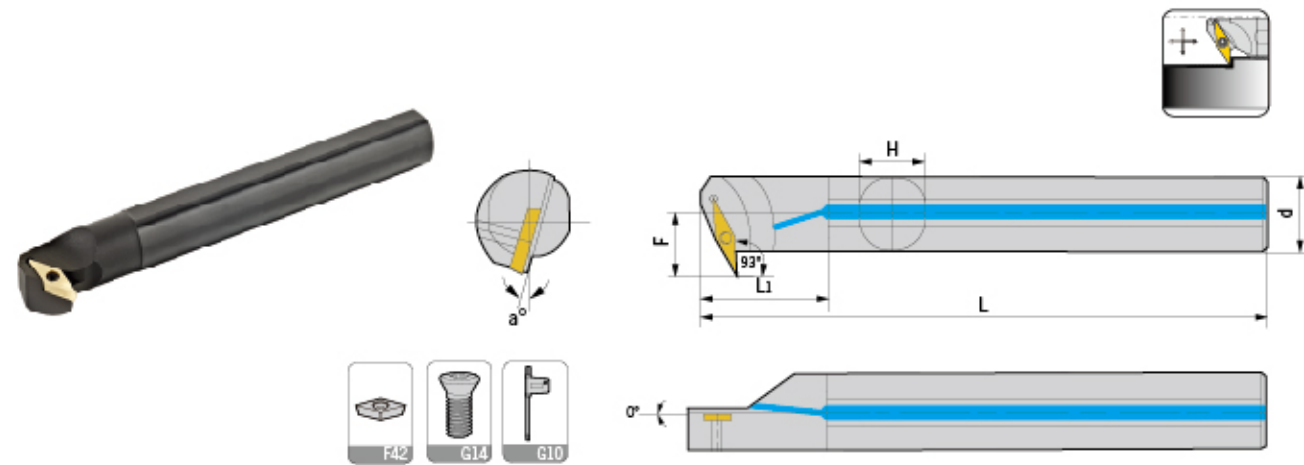
内孔车刀
Internal turning tool

螺纹车刀
Threading tool

切槽车刀
Grooving tool

Type S

SVZ*R/L

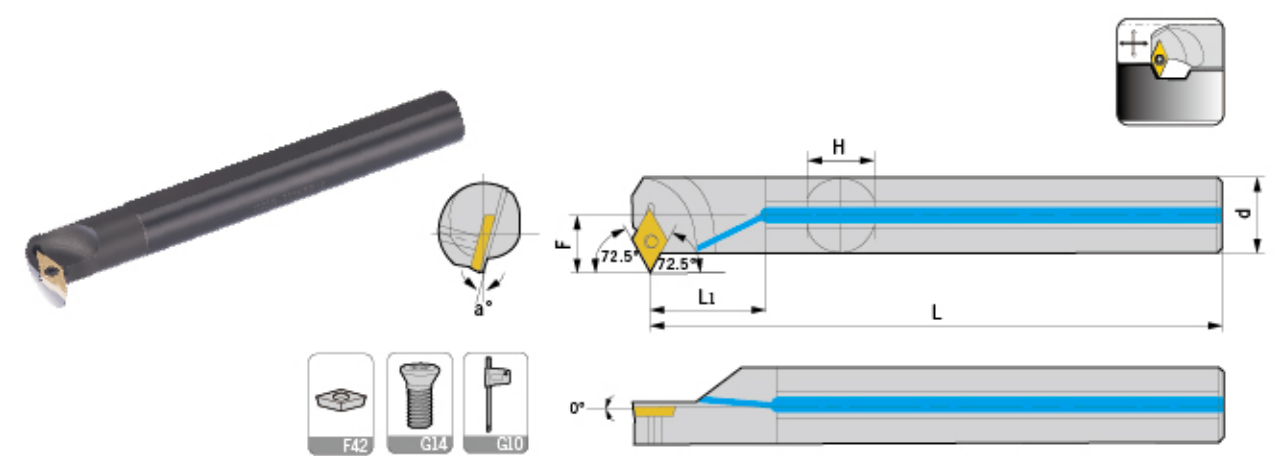


型号 Specification	最小 加工径 Min dia	d	F	L1	L	H	a	刀片 Insert	螺丝 Screw	扳手 Wrench	出水孔 Water hole
S16N-SVZBR/L11	22	16	11.5	27	160	15	10°	VB..1103..	M2.5*7	Q08	-
S20Q-SVZBR/L11	27	20	14	34	180	18	8°	VB..1103..	M2.5*7	Q08	-
H16N-SVZBR/L11	22	16	11.5	27	160	15	10°	VB..1103..	M2.5*7	Q08	-
S16N-SVZCR/L11	22	16	11.5	27	160	15	10°	VC..1103..	M2.5*7	Q08	-
S20Q-SVZCR/L11	27	20	14	34	180	18	8°	VC..1103..	M2.5*7	Q08	-
H16N-SVZCR/L11	22	16	11.5	27	160	15	10°	VC..1103..	M2.5*7	Q08	-
S25R-SVZBR/L16	34	25	19.5	43	200	23	8°	VB..1604..	M3.5*9	Q15	-
S32S-SVZBR/L16	42	32	23.5	54	250	30	6°	VB..1604..	M3.5*9	Q15	-
S40T-SVZBR/L16	50	40	27	68	300	37	8°	VB..1604..	M3.5*9	Q15	-
S25R-SVZCR/L16	34	25	19.5	43	200	23	8°	VC..1604..	M3.5*9	Q15	-
S32S-SVZCR/L16	42	32	23.5	54	250	30	6°	VC..1604..	M3.5*9	Q15	-
S40T-SVZCR/L16	50	40	27	68	300	37	8°	VC..1604..	M3.5*9	Q15	-
A16N-SVZBR/L11	22	16	11.5	27	160	15	10°	VB..1103..	M2.5*7	Q08	√
A20Q-SVZBR/L11	27	20	14	34	180	18	8°	VB..1103..	M2.5*7	Q08	√
A16N-SVZCR/L11	22	16	11.5	27	160	15	10°	VC..1103..	M2.5*7	Q08	√
A20Q-SVZCR/L11	27	20	14	34	180	18	8°	VC..1103..	M2.5*7	Q08	√
A25R-SVZBR/L16	34	25	19.5	43	200	23	8°	VB..1604..	M3.5*9	Q15	√

适用 Suitable: 德克刀片 DEREK Insert

Type S

SWW*R/L

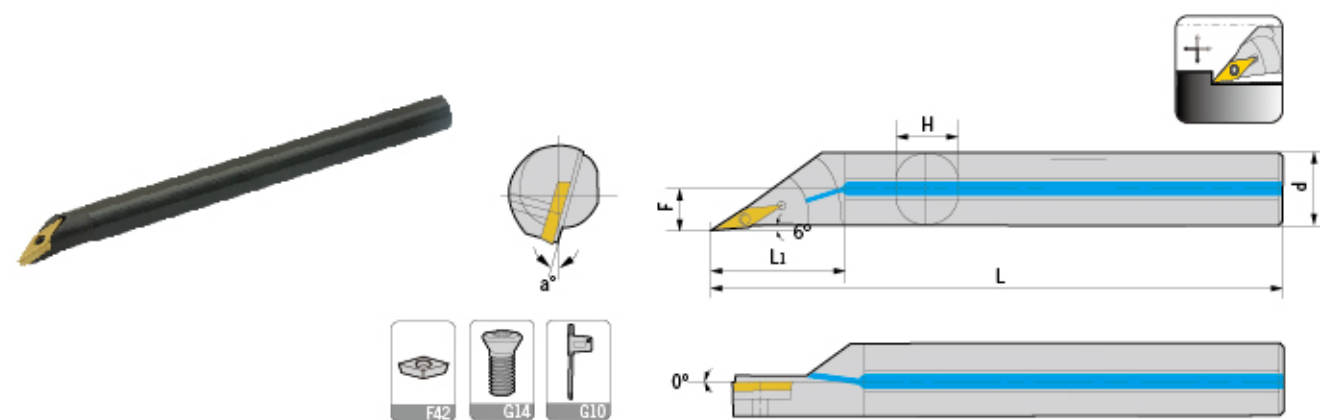


型号 Specification	最小 加工径 Min dia	d	F	L	L1	H	a	刀片 Insert	中心螺丝 Center screw	扳手 Wrench
S20Q-SWBR/L11	29	20	18	180	34	18	5°	VB..1103..	M2.5*7	Q08
S25R-SWBR/L11	34	25	21	200	43	23	5°	VB..1103..	M2.5*7	Q08
S25R-SWBR/L16	38	25	23	200	43	23	5°	VB..1604..	M3.5*9	Q15
S32S-SWBR/L16	45	32	26	250	54	30	5°	VB..1604..	M3.5*9	Q15
S20Q-SWCR/L11	19	20	18	180	34	18	5°	VC..1103..	M2.5*7	Q08
S25R-SWCR/L11	34	25	21	200	43	23	5°	VC..1103..	M2.5*7	Q08
S25R-SWCR/L16	38	25	23	200	43	23	5°	VC..1604..	M3.5*9	Q15
S32S-SWCR/L16	45	32	26	250	54	30	5°	VC..1604..	M3.5*9	Q15

适用 Suitable: 德克刀片 DEREK Insert

Type S

SVX*/R/L

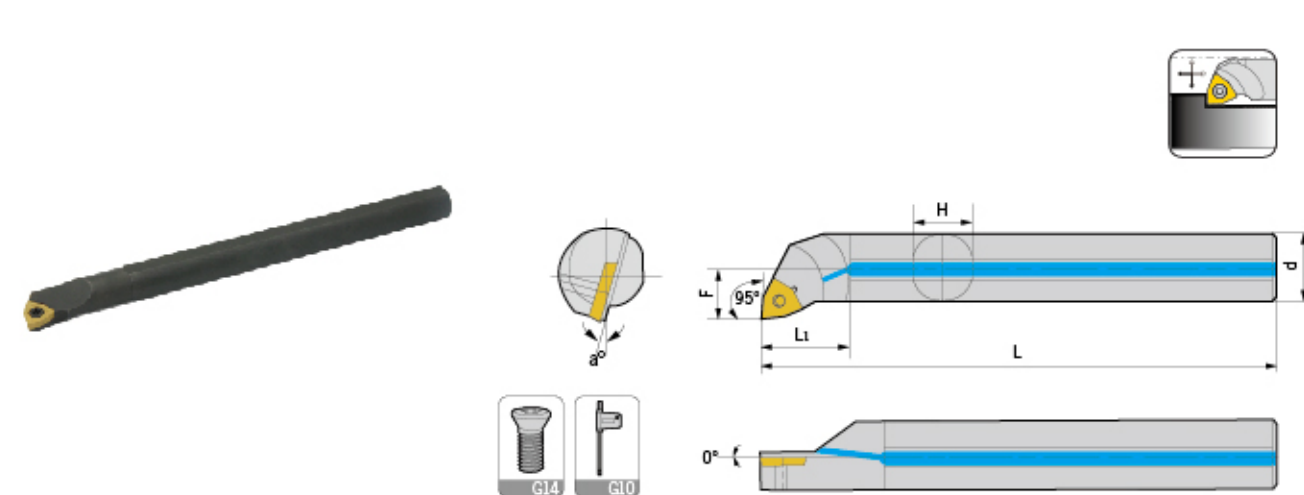


型号 Specification	最小加工径 Min dia	d	F	L1	L	H	a	刀片 Insert	螺丝 Screw	扳手 Wrench	出水孔 Water hole
S10K-SVXBR/L11-G6	14	10	7.5	17	125	9	10°	VB..1103..	M2.5*6	Q08	-
S12M-SVXBR/L11-G6	16	12	8.5	20	150	11	12°	VB..1103..	M2.5*6	Q08	-
S16N-SVXBR/L11-G6	22	16	11	27	160	15	10°	VB..1103..	M2.5*7	Q08	-
S20Q-SVXBR/L11-G6	27	20	13.5	34	180	18	8°	VB..1103..	M2.5*6	Q08	-
H10K-SVXBR/L11-G6	14	10	7.5	17	125	9	15°	VB..1103..	M2.5*6	Q08	-
H12M-SVXBR/L11-G6	16	12	8.5	20	150	11	12°	VB..1103..	M2.5*7	Q08	-
H16N-SVXBR/L11-G6	22	16	11	27	160	15	10°	VB..1103..	M2.5*7	Q08	-
S10K-SVXCR/L11-G6	14	10	7.5	17	125	9	12°	VC..1103..	M2.5*6	Q08	-
S12M-SVXCR/L11-G6	16	12	8.5	20	150	11	10°	VC..1103..	M2.5*6	Q08	-
S16N-SVXCR/L11-G6	22	16	11	27	160	15	8°	VC..1103..	M2.5*7	Q08	-
S20Q-SVXCR/L11-G6	27	20	13.5	34	180	18	6°	VC..1103..	M2.5*7	Q08	-
H10K-SVXCR/L11-G6	14	10	7.5	17	125	9	12°	VC..1103..	M2.5*6	Q08	-
H12M-SVXCR/L11-G6	16	12	8.5	20	150	11	10°	VC..1103..	M2.5*6	Q08	-
H16N-SVXCR/L11-G6	22	16	11	27	160	15	8°	VC..1103..	M2.5*7	Q08	-
S16N-SVXBR/L16-G6	22	16	11.5	27	160	15	12°	VB..1604..	M3.5*7	Q15	-
S20Q-SVXBR/L16-G6	27	20	13.5	34	180	18	10°	VB..1604..	M3.5*9	Q15	-
S25R-SVXBR/L16-G6	32	25	16	43	200	23	8°	VB..1604..	M3.5*9	Q15	-
S32S-SVXBR/L16-G6	40	32	19.5	54	250	30	8°	VB..1604..	M3.5*9	Q15	-
S40T-SVXBR/L16-G6	50	40	23.5	68	300	37	8°	VB..1604..	M3.5*9	Q15	-
S16N-SVXCR/L16-G6	22	16	11.5	27	160	15	10°	VC..1604..	M3.5*9	Q15	-
S20Q-SVXCR/L16-G6	27	20	13.5	34	180	18	8°	VC..1604..	M3.5*9	Q15	-
S25R-SVXCR/L16-G6	32	25	16	43	200	23	6°	VC..1604..	M3.5*9	Q15	-
S32S-SVXCR/L16-G6	40	32	19.5	54	250	30	8°	VC..1604..	M3.5*9	Q15	-
S40T-SVXCR/L16-G6	50	40	23.5	68	300	37	6°	VC..1604..	M3.5*9	Q15	-
H16N-SVXCR/L16-G6	22	16	11.5	27	160	15	10°	VC..1604..	M3.5*9	Q15	-
A10K-SVXBR/L11-G6	14	10	7.5	17	125	9	15°	VB..1103..	M2.5*6	Q08	√
A12M-SVXBR/L11-G6	16	12	8.5	20	150	11	12°	VB..1103..	M2.5*6	Q08	√
A16N-SVXBR/L11-G6	22	16	11	27	160	15	10°	VB..1103..	M2.5*7	Q08	√
A20Q-SVXBR/L11-G6	27	20	13.5	34	180	18	8°	VB..1103..	M2.5*7	Q08	√
A10K-SVXCR/L11-G6	14	10	7.5	17	125	9	12°	VC..1103..	M2.5*6	Q08	√
A12M-SVXCR/L11-G6	16	12	8.5	20	150	11	10°	VC..1103..	M2.5*6	Q08	√
A16N-SVXCR/L11-G6	22	16	11	27	160	15	8°	VC..1103..	M2.5*7	Q08	√
A20Q-SVXCR/L11-G6	27	20	13.5	34	180	18	6°	VC..1103..	M2.5*7	Q08	√
A16N-SVXBR/L16-G6	22	16	11.5	27	160	15	12°	VB..1604..	M3.5*9	Q15	√
A20Q-SVXBR/L16-G6	27	20	13.5	34	180	18	10°	VB..1604..	M3.5*9	Q15	√
A25R-SVXBR/L16-G6	32	25	16	43	200	23	8°	VB..1604..	M3.5*9	Q15	√
A16N-SVXCR/L16-G6	22	16	11.5	27	160	15	10°	VC..1604..	M3.5*7	Q15	√
A20Q-SVXCR/L16-G6	27	20	13.5	34	180	18	8°	VC..1604..	M3.5*9	Q15	√
A25R-SVXCR/L16-G6	32	25	16	43	200	23	6°	VC..1604..	M3.5*9	Q15	√

适用 Suitable: 德克刀片 DEREK Insert

Type S

SWLCR/L

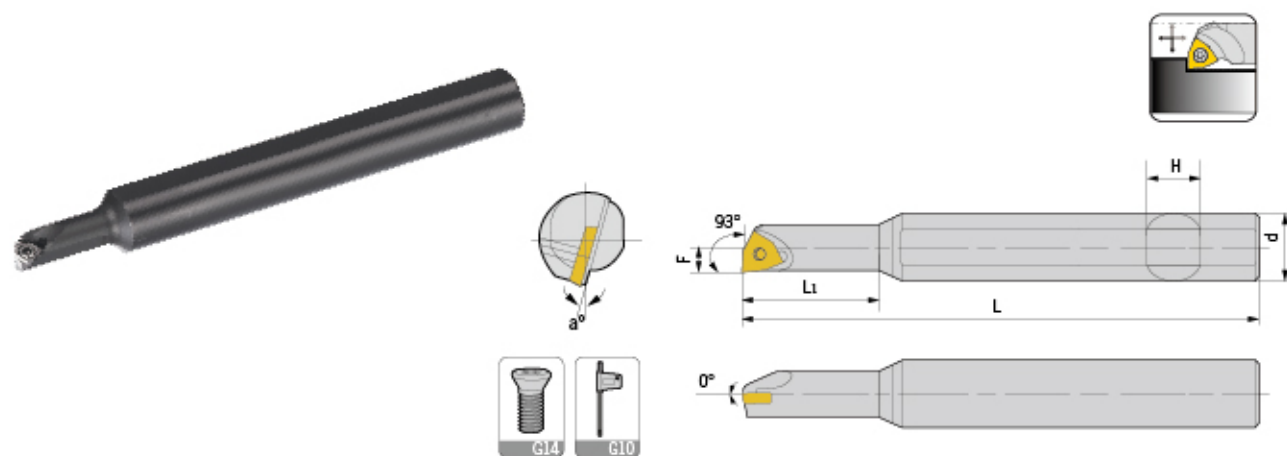


型号 Specification	最小加工径 Min dia	d	F	L1	L	H	a	刀片 Insert	螺丝 Screw	扳手 Wrench	出水孔 Water hole
S08K-SWLCR/L04	10	8	5	14	125	7	13°	WC..0402..	M2.5*5	Q08	-
S10K-SWLCR/L04	13	10	6.5	17	125	9	10°	WC..0402..	M2.5*6	Q08	-
S12M-SWLCR/L06	16	12	7.5	20	150	11	13°	WC..06T3..	M3.5*8	Q15	-
S16N-SWLCR/L06	20	16	9.5	27	160	15	10°	WC..06T3..	M3.5*8	Q15	-
S20Q-SWLCR/L06	25	20	11.5	34	180	18	8°	WC..06T3..	M3.5*9	Q15	-
S25R-SWLCR/L06	31	25	14	43	200	23	6°	WC..06T3..	M3.5*9	Q15	-
H08K-SWLCR/L04	10	8	5	16	125	7	13°	WC..0402..	M2.5*5	Q08	-
H10K-SWLCR/L04	13	10	6.5	20	125	9	10°	WC..0402..	M2.5*6	Q08	-
H12M-SWLCR/L06	16	12	7.5	24	150	11	13°	WC..06T3..	M3.5*8	Q15	-
H16N-SWLCR/L06	20	16	9.5	32	160	15	10°	WC..06T3..	M3.5*8	Q15	-
A08K-SWLCR/L04	10	8	5	14	125	7	13°	WC..0402..	M2.5*5	Q08	√
A10K-SWLCR/L04	13	10	10	17	125	9	10°	WC..0402..	M2.5*6	Q08	√
A12M-SWLCR/L06	16	12	6.5	20	150	11	13°	WC..06T3..	M3.5*8	Q15	√
A16N-SWLCR/L06	20	16	7.5	27	160	15	10°	WC..06T3..	M3.5*8	Q15	√
A20Q-SWLCR/L06	25	20	9.5	34	180	18	8°	WC..06T3..	M3.5*8	Q15	√

适用 Suitable: 德克刀片 DEREK Insert

Type S

SWUBR/L

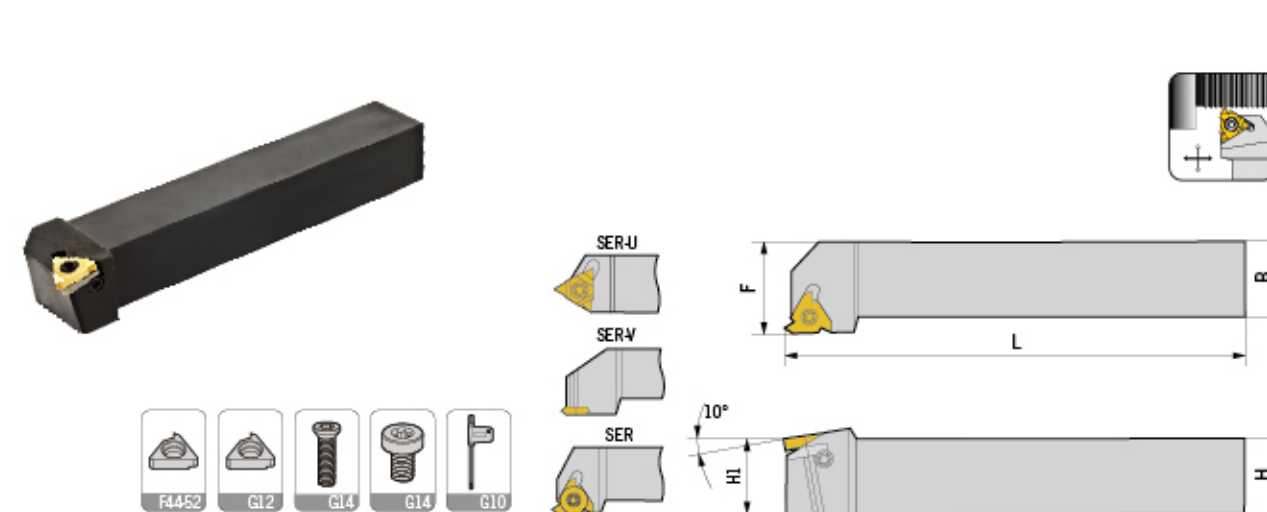


型号 Specification	最小 加工径 Min dia	d	F	L	L1	H	a	刀片 Insert	中心螺丝 Center screw	扳手 Wrench
S05H-SWUBR/L06-A08	6	8	3.1	100	13.5	7	12°	WBG060104L-W11	M2*4	Q06
S05H-SWUBR/L06-A12	6	12	3.1	100	13.5	11	12°	WBG060104L-W11	M2*4	Q06
S06H-SWUBR/L06-A12	7	12	3.6	100	16.0	11	15°	WBG060104L-W11	M2*4	Q06
S07H-SWUBR/L06-A12	8	12	4.0	100	18.0	11	15°	WBG060104L-W11	M2*4	Q06
H05H-SWUBR/L06-A08	6	8	3.1	100	17.5	7	12°	WBG060104L-W11	M2*4	Q06
H05H-SWUBR/L06-A12	6	12	3.1	100	17.5	11	12°	WBG060104L-W11	M2*4	Q06
H06H-SWUBR/L06-A12	7	12	3.6	100	21.0	11	15°	WBG060104L-W11	M2*4	Q06
H07H-SWUBR/L06-A12	8	12	4.0	100	24.5	11	15°	WBG060104L-W11	M2*4	Q06

适用 Suitable: 德克刀片 DEREK Insert

Type S

SER/L

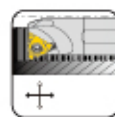
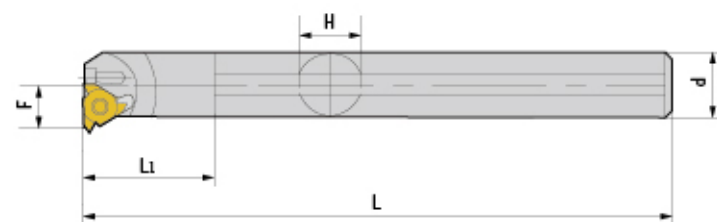


型号 Specification	H	B	L	H1	F	刀片 Insert	刀垫 Shim	刀垫螺丝 screw	侧螺丝 Side screw	扳手 Wrench
SER/L 1010H11	10	10	100	10	12	11ER/L..	-	M2.5*7	-	Q08
1212H16	12	12	100	12	16	16ER/L..	-	M3.5*7	-	Q15
1616H16	16	16	100	16	20	16ER/L..	YE(I)16	M3.5*12	SA3007	Q15,Q10
2020K16	20	20	125	20	25	16ER/L..	YE(I)16	M3.5*12	SA3007	Q15,Q10
2525M16	25	25	150	25	32	16ER/L..	YE(I)16	M3.5*12	SA3007	Q15,Q10
3232P16	32	32	170	32	40	16ER/L..	YE(I)16	M3.5*12	SA3007	Q15,Q10
2525M22	25	25	150	25	32	22ER/L..	YE22(R)	M4*14	SA3007	Q15,Q10
3232P22	32	32	170	32	40	22ER/L..	YI22(L)	M4*14	SA3007	Q15,Q10
2525M27	25	25	150	25	32	27ER/L..	YE27(R)	M5*16	SA3007	Q20,Q10
3232P27	32	32	170	32	40	27ER/L..	YI27(L)	M5*16	SA3007	Q20,Q10
2525M22U	25	25	150	25	25	22UER/L..	YE22U(R)	M4*14	SA3007	Q15,Q10
3232P22U	32	32	170	32	32	22UER/L..	YI22U(L)	M4*14	SA3007	Q15,Q10
2525M27U	25	25	150	25	25	27UER/L..	YE27U(R)	M5*16	SA3007	Q20,Q10
3232P27U	32	32	170	32	32	27UER/L..	YI27U(L)	M5*16	SA3007	Q20,Q10
2020K16V	20	20	125	20	25	16VER..	-	M3.5*9	-	Q15
2525M16V	25	25	150	25	32	16VER..	-	M3.5*9	-	Q15
2020K22V	20	20	125	20	25	22VER..	-	M4*9	-	Q15
2525M22V	25	25	150	25	32	22VER..	-	M4*9	-	Q15

适用 Suitable: 德克刀片 DEREK Insert

Type S

SIR/L

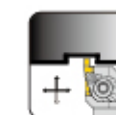
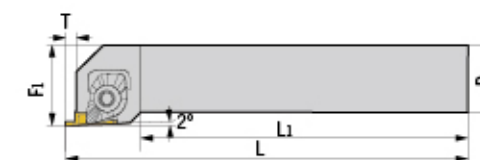



型号 Specification	最小加工直径 Min dia	d	F	L	L1	H	刀片 Insert	刀垫 shim	螺丝 screw	侧螺丝 Side screw	扳手 Wrench
SIR 0005K06-A12	6	12	4.3	125	13.5	11	06R/L..	-	M2*4	-	Q06
0006K06-A12	7.5	12	4.8	125	16	11	06R/L..	-	M2*4	-	Q06
0007K08	10	8	5.3	125	12	7	08R/L..	-	M2.2*6	-	Q06
0007K08-A16	10	16	5.3	125	18.5	15	08R/L..	-	M2.2*6	-	Q06
0008K08	11	8	6.6	125	14	7	08R/L..	-	M2.2*6	-	Q06
0008K08-A16	15	16	5.8	125	21	15	08R/L..	-	M2.2*6	-	Q06
0008K11	11	8	6.6	125	14	7	11R/L..	-	M2.5*7	-	Q08
0010K11	12	10	7.4	125	17	9	11R/L..	-	M2.5*7	-	Q08
0010K11-A16	12	16	7.4	125	26	15	11R/L..	-	M2.5*7	-	Q08
0012K11	15	12	8.4	125	25	11	11R/L..	-	M2.5*7	-	Q08
0013M16	16	16	10.2	150	32.5	15	16R/L..	-	M3.5*9	-	Q15
0016M16	19	16	11.7	150	27	15	16R/L..	-	M3.5*9	-	Q15
0020Q16	24	20	13.7	180	34	18	16R/L..	YE(I)16	M3.5*9	SA3007	Q15,Q10
0025R16	29	25	16.2	200	43	23	16R/L..	YE(I)16	M3.5*12	SA3007	Q15,Q10
0032S16	36	32	19.7	250	54	30	16R/L..	YE(I)16	M3.5*12	SA3007	Q15,Q10
0040T16	44	40	23.7	322	68	37	16R/L..	YE(I)16	M3.5*12	SA3007	Q15,Q10
0050U16	54	50	28.7	350	85	47	16R/L..	YE(I)16	M3.5*12	SA3007	Q15,Q10
0020Q22	24	20	15.6	180	34	18	22R/L..	-	M4*9	-	Q15
0025R22	29	25	18.1	200	43	23	22R/L..	YI22(R)	M4*14	SA3007	Q15,Q10
0032S22	38	32	21.6	250	54	30	22R/L..	YE22(L)	M4*14	SA3007	Q15,Q10
0040T22	46	40	25.6	300	68	37	22R/L..	YI22(R)	M4*14	SA3007	Q15,Q10
0050U22	56	50	30.6	350	85	47	22R/L..	YE22(L)	M4*14	SA3007	Q15,Q10
0032S27	40	32	22.6	250	54	30	27R/L..	-	M5*20	SA3007	Q15,Q10
0040T27	48	40	26.6	300	68	37	27R/L..	YI27(R)	M5*20	SA3007	Q15,Q10
0050U27	58	50	31.6	350	85	47	27R/L..	YE27(L)	M5*20	SA3007	Q15,Q10

适用 Suitable: 德克刀片 DEREK Insert

Type G

GT*R/L



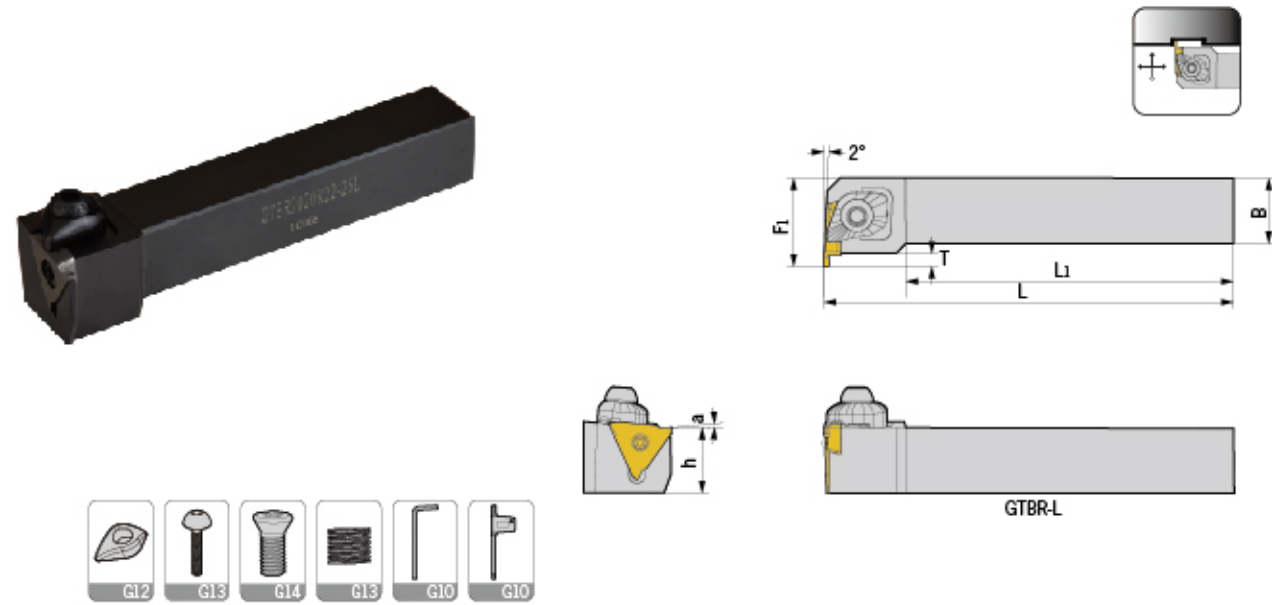
GTBR

型号 Specification	最大切深T	H	B	L	F1	刀片 Insert	压板 Clamp	压板螺丝 Clamp screw	刀片螺丝 Insert screw	弹簧 Spring	扳手 Wrench
GTBR/L 1616H16	2.5	16	16	100	20	TGF16R/L	GYR	B0620	M3.5*7	SP-0612	L045,Q15
2020K16	2.5	20	20	125	25	TGF16R/L	GYR	B0620	M3.5*7	SP-0612	L045,Q15
2525M16	2.5	25	25	150	30	TGF16R/L	GYR	B0620	M5*12	SP-0612	L045,Q20
2020K22-15	4	20	20	125	25	TGF22R/L	GYR	B0620	M5*12	SP-0612	L045,Q20
2525M22-15	4	25	25	150	30	TGF22R/L	GYR	B0620	M5*12	SP-0612	L045,Q20
2020K22-25	4.5	20	20	125	25	TGF22R/L	GYR	B0620	M5*12	SP-0612	L045,Q20
2525M22-25	4.5	25	25	150	30	TGF22R/L	GYR	B0620	M5*12	SP-0612	L045,Q20
2020K22-35	5.5	20	20	125	25	TGF22R/L	GYR	B0620	M5*12	SP-0612	L045,Q20
2525M22-35	5.5	25	25	150	30	TGF22R/L	GYR	B0620	M5*12	SP-0612	L045,Q20

适用 Suitable: 德克刀片 DEREK Insert

Type G

GT*R/L-L



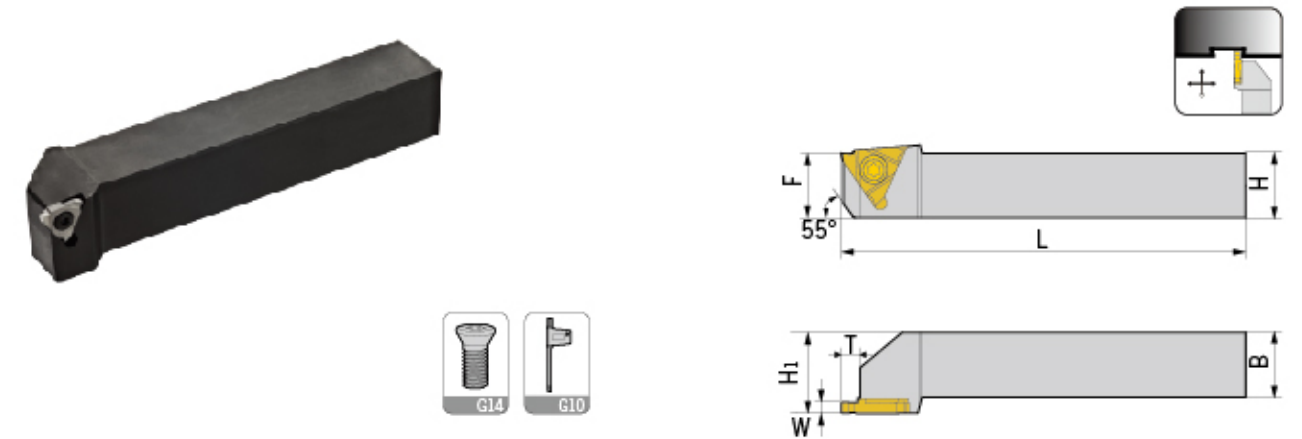
GTBR/L

型号 Specification	最大 切深T	H	B	L	F1	刀片 Insert	压板 Clamp	压板螺丝 Clamp screw	刀片螺丝 Insert screw	弹簧 Spring	扳手 Wrench
GTBR/L 1616H16L	2.5	16	16	100	20	TGF16R/L	GYL	B0620	M3.5*7	SP-0612	L045,Q15
2020K16L	2.5	20	20	125	25	TGF16R/L	GYL	B0620	M3.5*7	SP-0612	L045,Q15
2525M16L	2.5	25	25	150	30	TGF16R/L	GYL	B0620	M3.5*7	SP-0612	L045,Q15
2020K22-15L	4	20	20	125	27	TGF22R/L	GYL	B0620	M5*12	SP-0612	L045,Q20
2525M22-15L	4	25	25	150	32	TGF22R/L	GYL	B0620	M5*12	SP-0612	L045,Q20
2020K22-25L	4.5	20	20	125	27	TGF22R/L	GYL	B0620	M5*12	SP-0612	L045,Q20
2525M22-25L	4.5	25	25	150	32	TGF22R/L	GYL	B0620	M5*12	SP-0612	L045,Q20
2020K22-35L	5.5	20	20	125	27	TGF22R/L	GYL	B0620	M5*12	SP-0612	L045,Q20
2525M22-35L	5.5	25	25	150	32	TGF22R/L	GYL	B0620	M5*12	SP-0612	L045,Q20

适用 Suitable: 德克刀片 DEREK Insert

Type K

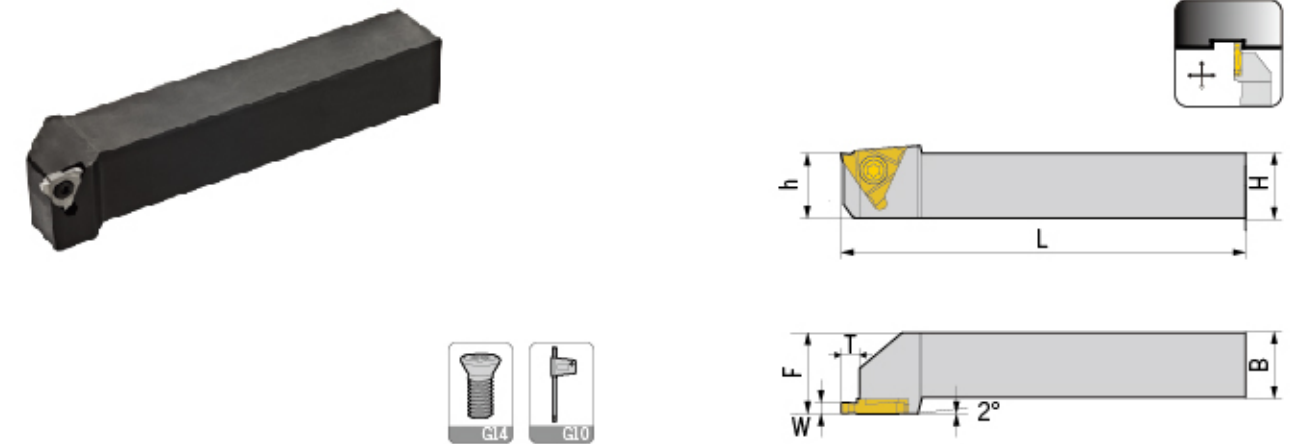
KTGR/L



型号 Specification	最大 切深T	H	B	L	F	W	刀片 Insert	螺丝 Screw	扳手 Wrench
KTGR/L 1616H16	2.3	16	16	100	21	2	VE32R200	M3.5*9	Q10
2020K16	2.3	20	20	125	25	2	VE32R200	M3.5*9	Q10
2525M16	2.5	25	25	150	30	2	VE32R200	M3.5*9	Q10

适用 Suitable: 京瓷刀片 KYOCERA Insert

KTGFR/L

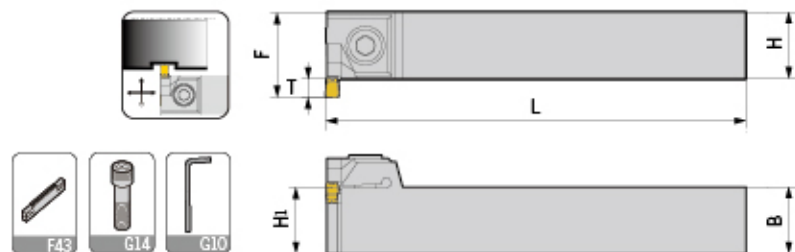


型号 Specification	最大 切深T	H	B	L	F	W	刀片 Insert	螺丝 Screw	扳手 Wrench
KTGFR/L 1616H16	2.3	16	16	100	21	2	VER32R/L...	M3.5*9	Q10
2020K16	2.3	20	20	125	25	2	VER32R/L...	M3.5*9	Q10
2525M16	2.5	25	25	150	30	2	VER32R/L...	M3.5*9	Q10

适用 Suitable: 京瓷刀片 KYOCERA Insert

Type M

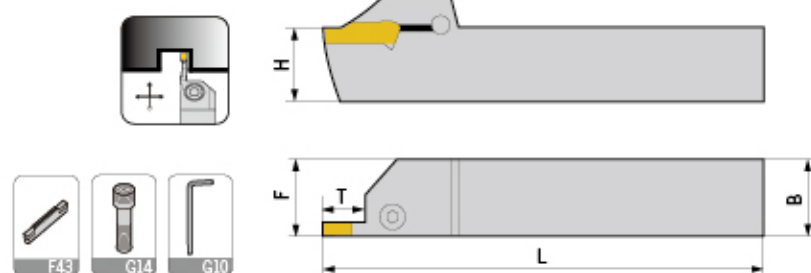
MGEVR/L



型号 Specification	最大 切深T	H	B	L	F	刀片 Insert	螺丝 Screw	扳手 Wrench
MGEVR/L 2020-2	3.6	20	20	125	24	MGMN200-G	GS050160	L04
2020-3	5.5	20	20	125	26	MGMN300-M	GS060200	L05
2020-4	5.5	20	20	125	26	MGMN400-M	GS060200	L05

适用 Suitable: 德克刀片 DEREK Insert

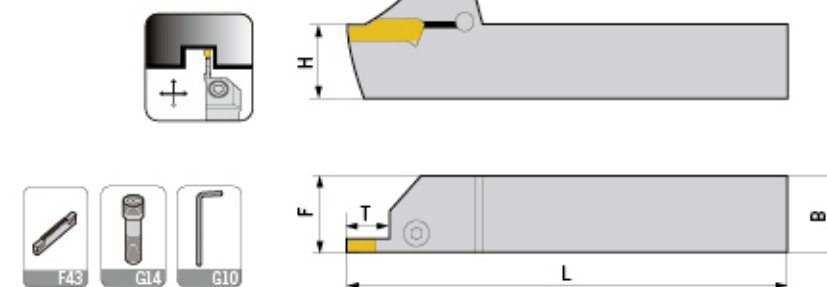
MGEHR/L



型号 Specification	最大 切深T	H	B	L	F	刀片 Insert	螺丝 Screw	扳手 Wrench
MGEHR/L 1616-1.5	14.5	16	16	100	16.25	MGMN150-G	GS050160	L04
2020-1.5	14.5	20	20	125	20.25	MGMN150-G	GS050160	L04
2525-1.5	14.5	25	25	150	25.25	MGMN150-G	GS050160	L04
1212-2	14.5	12	12	100	12.25	MGMN200-G	GS050160	L04
1616-2	14.5	16	16	100	16.25	MGMN200-M	GS050160	L04
2020-2	14.5	20	20	125	20.25	MGMN200-□□	GS050160	L04
2525-2	14.5	25	25	150	25.25	MGMN200-□□	GS050160	L04
1616-2.5	16.5	16	16	100	16.3	MGMN250-G	GS050160	L04
2020-2.5	16.5	20	20	125	20.3	MGMN250-M	GS050160	L04
2525-2.5	16.5	25	25	150	25.3	MGMN250-M	GS050160	L04
1616-3	18.5	16	16	100	16.35	MGMN250-G	GS050160	L04
2020-3	18	20	20	125	20.4	MGMN300-M	GS060200	L05
2020-3-T10	10	20	20	125	20.4	MGMN300-□□M	GS060200	L05
2525-3	18	25	25	150	25.4	MRMN300-M	GS060250	L05
2525-3-T10	10	25	25	150	25.4	MRMN300-M	GS060250	L05
3232-3	18	32	32	170	32.4	MGMN400-M	GS060250	L05
3232-3-T10	10	32	32	170	32.4	MGMN400-M	GS060250	L05

Type M

MGEHR/L



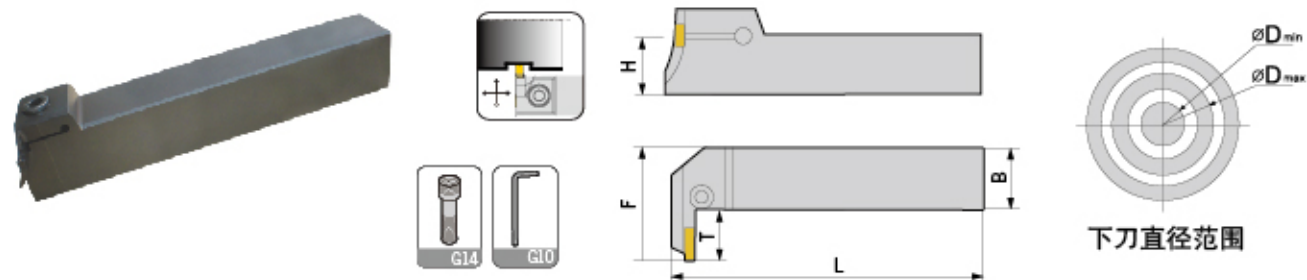
型号 Specification	最大 切深T	H	B	L	F	刀片 Insert	螺丝 Screw	扳手 Wrench
MGEHR/L 2020-4	18	20	20	125	20.4	MGMN400-M	GS060200	L05
2020-4-T10	10	20	20	125	20.4	MGMN400-□□M	GS060200	L05
2525-4	18	25	25	150	25.4	MRMN400-M	GS060250	L05
2525-4-T10	10	25	25	150	25.4	MRMN400-M	GS060250	L05
3232-4	18	32	32	170	32.4	MGMN400-M	GS060250	L05
3232-4-T10	10	32	32	170	32.4	MGMN400-□□M	GS060250	L05
2020-5	23	20	20	150	20.5	MGMN500-M	GS060200	L05
2020-5-T15	15	20	20	150	20.5	MGMN500-□□M	GS060200	L05
2525-5	23	25	25	150	25.5	MRMN500-M	GS060250	L05
2525-5-T15	15	25	25	150	25.5	MRMN500-M	GS060250	L05
3232-5	23	32	32	170	32.5	MGMN500-M	GS060250	L05
3232-5-T15	15	32	32	170	32.5	MGMN500-□□M	GS060250	L05
2020-6	23	20	20	125	20.6	MGMN600-M	GS060200	L05
2020-6-T15	15	20	20	125	20.6	MGMN600-□□M	GS060200	L05
2525-6	23	25	25	150	25.6	MRMN600-M	GS060250	L05
2525-6-T15	15	25	25	150	25.6	MRMN600-M	GS060250	L05
3232-6	23	32	32	170	32.6	MGMN600-M	GS060250	L05
3232-6-T15	15	32	32	170	32.6	MGMN600-□□M	GS060250	L05
2525-8	28	25	25	150	26.1	MRMN800-M	GS060250	L05
2525-8-T15	15	25	25	150	26.1	MRMN800-M	GS060250	L05
3232-8	28	32	32	170	33.1	MRMN800-M	GS060250	L05
3232-8-T15	16	32	32	170	33.1	MRMN800-M	GS060250	L05
2525-6A	23	25	25	150	25.6	MRGN600-A	GS060250	L05
2525-6A-T15	15	25	25	150	25.6	MRGN600-A	GS060250	L05
3232-6A	23	32	32	170	32.6	MRGN600-A	GS060250	L05
3232-6A-T15	15	32	32	170	32.6	MRGN600-A	GS060250	L05
2525-8A	28	25	25	150	26.1	MRGN800-A	GS060250	L05
2525-8A-T15	16	25	25	150	26.1	MRGN800-A	GS060250	L05
3232-8A	28	32	32	170	33.1	MRGN800-A	GS060250	L05
3232-8A-T15	15	32	32	170	33.1	MRGN800-A	GS060250	L05

适用 Suitable: 德克刀片 DEREK Insert

转下页
See next page

Type M

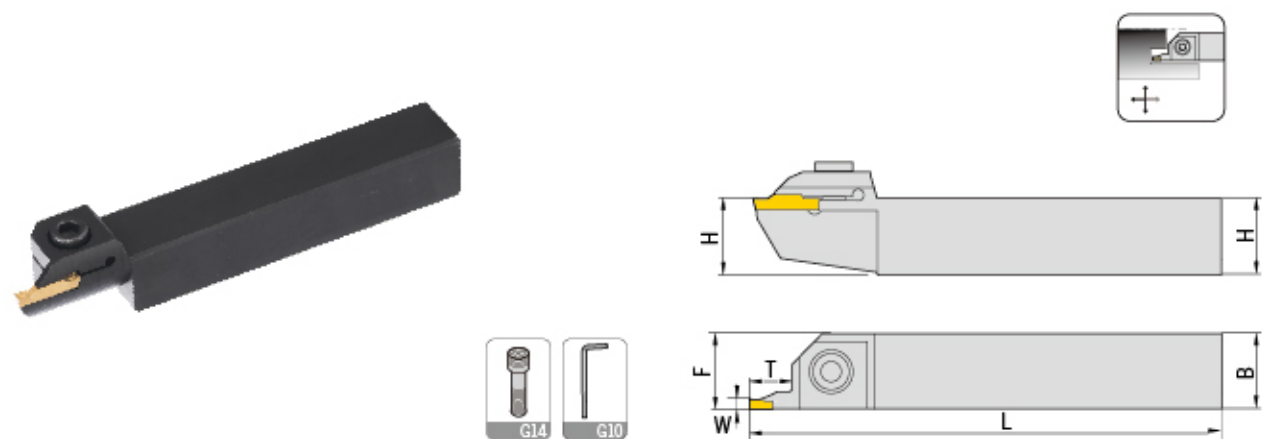
MGFVR/L



型号 Specification	D (min-max)	最大 切深T	H	B	L	F	刀片 Insert	螺丝 Screw	扳手 Wrench
MGFVR/L 325-24/35-T10	24-35	10	25	25	150	18	MFMN300	GS060200	L05
325-29/40-T10	29-40	10	25	25	150	18	MFMN300	GS060200	L05
325-34/50-T10	34-50	10	25	25	150	18	MFMN300	GS060200	L05
425-44/60-T10	44-60	10	25	25	150	25	MGMN400-N	GS060200	L05

适用 Suitable: 德克刀片 DEREK Insert

MGFHRR

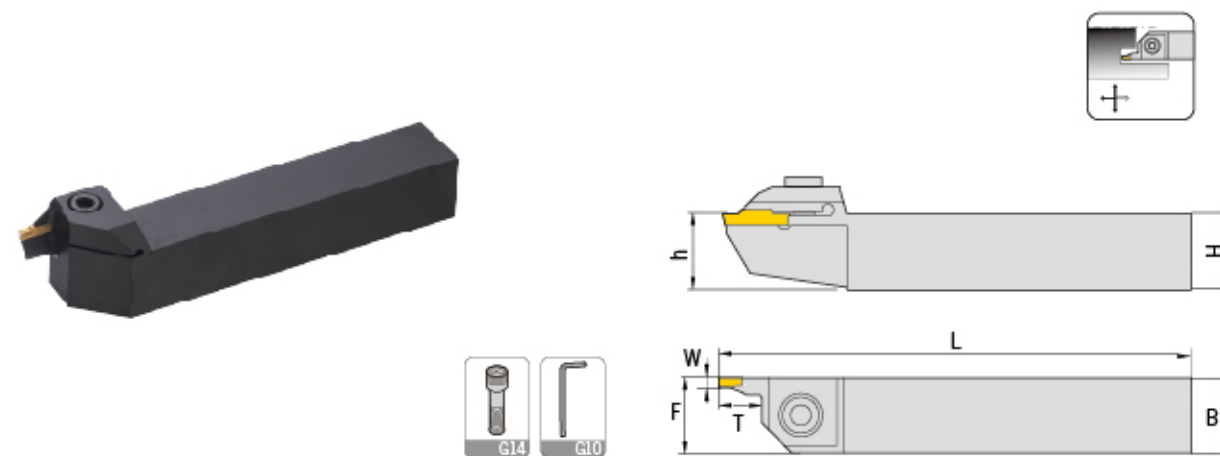


型号 Specification	D (min-max)	最大 切深T	H	h	B	L	F	W	刀片 Insert	中心螺丝 Center screw	扳手 Wrench
MGFHRR 320-24/35-T10	24-35	10	20	20	20	125	20.6	3	MFMN300	GS060200	L05
320-29/40-T10	29-40	10	20	20	20	125	20.6	3	MFMN300	GS060200	L05
320-34/50-T10	34-50	10	20	20	20	125	20.6	3	MFMN300	GS060200	L05
320-44/70-T10	44-70	10	20	20	20	125	20.6	3	MFMN300	GS060200	L05
320-64/90-T10	64-90	10	20	20	20	125	20.6	3	MFMN300	GS060200	L05
420-62/120-T15	62-120	15	20	20	20	125	20.6	4	MGMN400-M	GS060200	L05
420-112/200-T15	112-200	15	20	20	20	125	20.6	4	MGMN400-M	GS060200	L05
325-24/35-T10	24-35	10	25	25	25	150	25.6	3	MFMN300	GS060200	L05
325-29/40-T10	29-40	10	25	25	25	150	25.6	3	MFMN300	GS060200	L05
325-34/50-T10	34-50	10	25	25	25	150	25.6	3	MFMN300	GS060200	L05
325-44/70-T10	44-70	10	25	25	25	150	25.6	3	MFMN300	GS060200	L05
325-64/90-T10	64-90	10	25	25	25	150	25.6	3	MFMN300	GS060200	L05
425-62/120-T15	62-120	15	25	25	25	150	25.6	4	MGMN400-M	GS060200	L05
425-112/200-T15	112-200	15	25	25	25	150	25.6	4	MGMN400-M	GS060200	L05

适用 Suitable: 德克刀片 DEREK Insert

Type M

MGFHRL

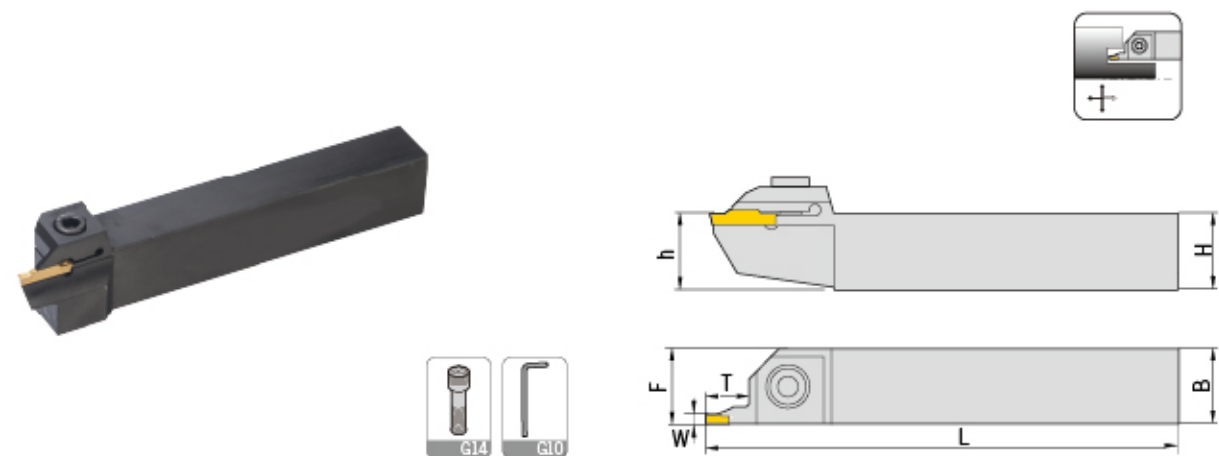


型号 Specification	D (min-max)	最大 切深T	H	B	L	F	W	刀片 Insert	中心螺丝 Center screw	扳手 Wrench
MGFHRL 320-24/35-T10	24-35	10	20	20	125	20.6	3	MFMN300	GS060200	L05
320-29/40-T10	29-40	10	20	20	125	20.6	3	MFMN300	GS060200	L05
320-34/50-T10	34-50	10	20	20	125	20.6	3	MFMN300	GS060200	L05
320-44/70-T10	44-70	10	20	20	125	20.6	3	MFMN300	GS060200	L05
320-64/99-T10	64-90	10	20	20	125	20.6	3	MFMN300	GS060200	L05
420-62/120-T15	62-120	15	20	20	125	20.6	4	MGMN400-M	GS060200	L05
420-112/200-T15	112-200	15	20	20	125	20.6	4	MGMN400-M	GS060200	L05
325-24/35-T10	24-35	10	25	25	150	25.6	3	MFMN300	GS060200	L05
325-29/40-T10	29-40	10	25	25	150	25.6	3	MFMN300	GS060200	L05
325-34/50-T10	34-50	10	25	25	150	25.6	3	MFMN300	GS060200	L05
325-44/70-T10	44-70	10	25	25	150	25.6	3	MFMN300	GS060200	L05
325-64/99-T10	64-90	10	25	25	150	25.6	3	MFMN300	GS060200	L05
425-62/120-T15	62-120	15	25	25	150	25.6	4	MGMN400-M	GS060200	L05
425-112/200-T15	112-200	15	25	25	150	25.6	4	MGMN400-M	GS060200	L05

适用 Suitable: 德克刀片 DEREK Insert

Type M

MGFHLR

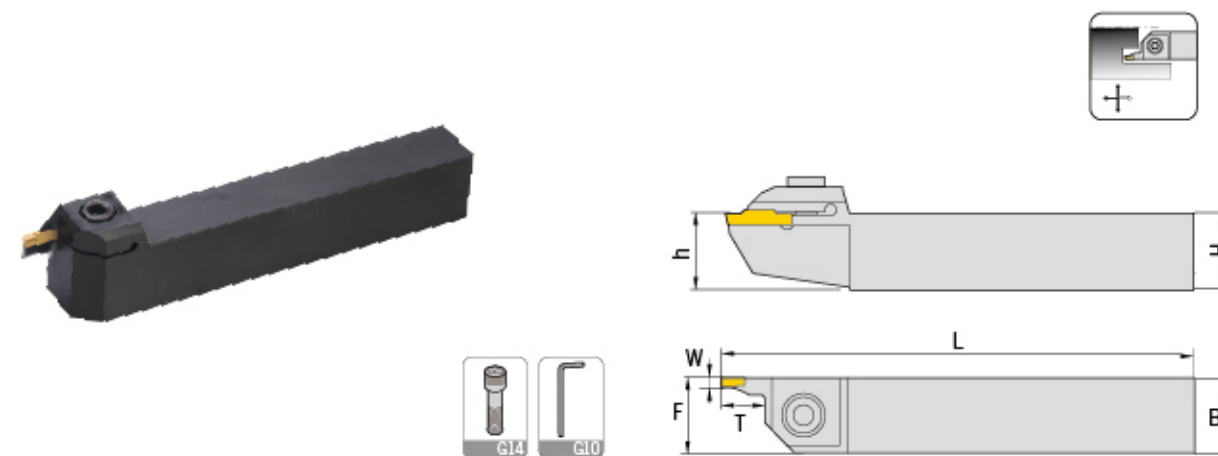


型号 Specification	D (min-max)	最大 切深T	H	B	L	F	W	刀片 Insert	中心螺丝 Center screw	扳手 Wrench
MGFHLR 320-24/35-T10	24-35	10	20	20	125	20.6	3	MFMN300	GS060200	L05
320-29/40-T10	29-40	10	20	20	125	20.6	3	MFMN300	GS060200	L05
320-34/50-T10	34-50	10	20	20	125	20.6	3	MFMN300	GS060200	L05
320-44/70-T10	44-70	10	20	20	125	20.6	3	MFMN300	GS060200	L05
320-64/90-T10	64-90	10	20	20	125	20.6	3	MFMN300	GS060200	L05
420-62/120-T15	62-120	15	20	20	125	20.6	4	MGMN400-M	GS060200	L05
420-112/200-T15	112-200	15	20	20	125	20.6	4	MGMN400-M	GS060200	L05
325-24/35-T10	24-35	10	25	25	150	25.6	3	MFMN300	GS060200	L05
325-29/40-T10	29-40	10	25	25	150	25.6	3	MFMN300	GS060200	L05
325-34/50-T10	34-50	10	25	25	150	25.6	3	MFMN300	GS060200	L05
325-44/70-T10	44-70	10	25	25	150	25.6	3	MFMN300	GS060200	L05
325-64/90-T10	64-90	10	25	25	150	25.6	3	MFMN300	GS060200	L05
425-62/120-T15	62-120	15	25	25	150	25.6	4	MGMN400-M	GS060200	L05
425-112/200-T15	112-200	15	25	25	150	25.6	4	MGMN400-M	GS060200	L05

适用 Suitable: 德克刀片 DEREK Insert

Type M

MGFHLL

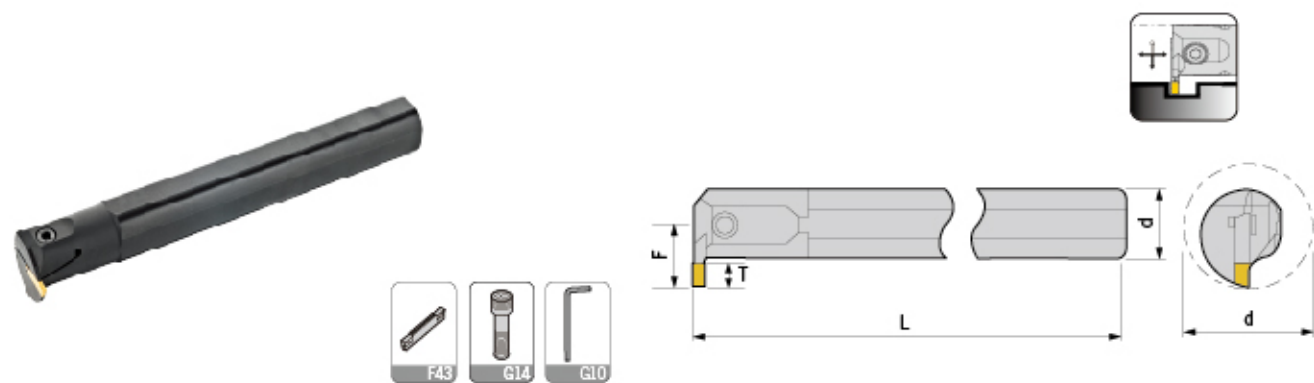


型号 Specification	D (min-max)	最大 切深T	H	B	L	F	W	刀片 Insert	中心螺丝 Center screw	扳手 Wrench
MGFHLL 320-24/35-T10	24-35	10	20	20	125	20.6	3	MFMN300	GS060200	L05
320-29/40-T10	29-40	10	20	20	125	20.6	3	MFMN300	GS060200	L05
320-34/50-T10	34-50	10	20	20	125	20.6	3	MFMN300	GS060200	L05
320-44/70-T10	44-70	10	20	20	125	20.6	3	MFMN300	GS060200	L05
320-64/99-T10	64-90	10	20	20	125	20.6	3	MFMN300	GS060200	L05
420-62/120-T15	62-120	15	20	20	125	20.6	4	MGMN400-M	GS060200	L05
420-112/200-T15	112-200	15	20	20	125	20.6	4	MGMN400-M	GS060200	L05
325-24/35-T10	24-35	10	25	25	150	25.6	3	MFMN300	GS060200	L05
325-29/40-T10	29-40	10	25	25	150	25.6	3	MFMN300	GS060200	L05
325-34/50-T10	34-50	10	25	25	150	25.6	3	MFMN300	GS060200	L05
325-44/70-T10	44-70	10	25	25	150	25.6	3	MFMN300	GS060200	L05
325-64/99-T10	64-90	10	25	25	150	25.6	3	MFMN300	GS060200	L05
425-62/120-T15	62-120	15	25	25	150	25.6	4	MGMN400-M	GS060200	L05
425-112/200-T15	112-200	15	25	25	150	25.6	4	MGMN400-M	GS060200	L05

适用 Suitable: 德克刀片 DEREK Insert

Type M

MGIVR/L

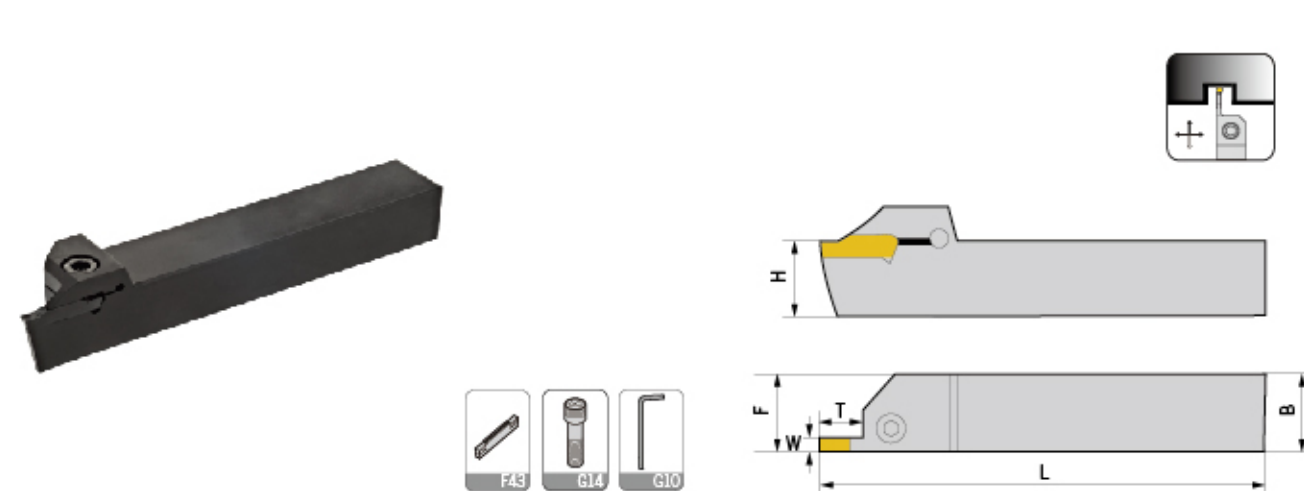


型号 Specification	最小 加工径	最大 切深T	d	L	F	刀片 Insert	螺丝 Screw	扳手 Wrench
MGIVR/L 2016-1.5	20	4	16	125	11.3	MGMN150-G	GS030100	L025
2520-1.5	25	4	20	150	13.1	MGMN150-G	GS050120	L04
2925-1.5	29	4	25	200	16.2	MGMN150-G	GS050120	L04
2016-2	20	5	16	125	12.4	MGMN200-G	GS030100	L025
2520-2	25	5	20	150	14	MGMN200-M	GS050120	L04
2925-2	29	5	25	200	17.2	MRMN200-M	GS050120	L04
2016-2.5	20	6	16	125	12.5	MGMN250-G	GS030100	L025
2520-2.5	25	6	20	150	15.1	MGMN250-M	GS050160	L04
2925-2.5	29	6	25	200	18.2	MGMN250-M	GS050160	L04
2520-3	25	6	20	150	15.6	MGMN300-M/G	GS050120	L04
3125-3	31	6	25	200	18.9	MGGN300-□□M	GS050160	L04
3732-3	37	6	32	250	21.5	MRMN300-M	GS050160	L04
2520-4	25	6	20	150	15.6	MGMN400-M/G	GS050120	L04
3125-4	31	6	25	200	18.9	MGGN400-□□M	GS050120	L04
3732-4	37	6	32	250	21.5	MRMN400-M	GS050120	L04
3125-5	31	8	25	200	19.4	MGMN500-M/G	GS060200	L05
3732-5	37	8	32	250	21.5	MGGN500-□□M	GS060200	L05
3725-6	31	8	25	200	19.4	MGMN600-M/G	GS060200	L05
3732-6	37	8	32	250	21.5	MGGN600-□□M	GS060200	L05
3732-8	37	10	32	250	23.4	MRMN800-M	GS060200	L05
4540-8	45	10	40	300	27.2	MGMN800-M	GS060200	L05
3125-6A	31	8	25	200	19.4	MRGN600-A	GS060200	L05
3732-6A	37	8	32	250	21.5	MRGN600-A	GS060200	L05
3732-8A	37	10	32	250	23.4	MRGN800-A	GS060200	L05
4540-8A	45	10	40	300	27.2	MRGN800-A	GS060200	L05

适用 Suitable: 德克刀片 DEREK Insert

Type Q

QE*DR/L

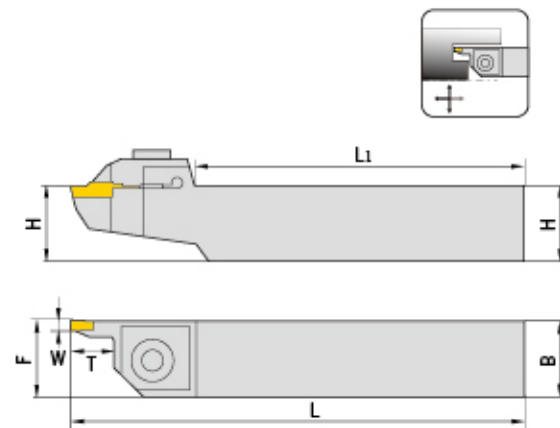


型号 Specification	最大 切深T	H	B	L	F	W	刀片 Insert	螺丝 Screw	扳手 Wrench
QEED 1616R/L10	10	16	16	125	16.3	2.5	Z*ED****-**	GS050160	L04
1616R/L17	17	16	16	125	16.3	2.5	Z*ED****-**	GS050160	L04
2020R/L10	10	20	20	125	20.3	2.5	Z*ED****-**	GS060200	L05
2020R/L17	17	20	20	125	20.3	2.5	Z*ED****-**	GS060200	L05
2525R/L10	10	25	25	150	25.3	2.5	Z*ED****-**	GS060250	L05
2525R/L17	17	25	25	150	25.3	2.5	Z*ED****-**	GS060250	L05
QEFD 1616R/L10	10	16	16	125	16.3	3	Z*FD****-**	GS050160	L04
1616R/L17	17	16	16	125	16.3	3	Z*FD****-**	GS050160	L04
2020R/L10	10	20	20	125	20.3	3	Z*FD****-**	GS060200	L05
2020R/L17	17	20	20	125	20.3	3	Z*FD****-**	GS060200	L05
2525R/L10	10	25	25	150	25.3	3	Z*FD****-**	GS060250	L05
2525R/L17	17	25	25	150	25.3	3	Z*FD****-**	GS060250	L05
QEGD 2020R/L13	13	20	20	125	20.5	4	Z*GD****-**	GS060200	L05
2020R/L22	22	20	20	125	20.5	4	Z*GD****-**	GS060200	L05
2525R/L13	13	25	25	150	25.5	4	Z*GD****-**	GS060250	L05
2525R/L22	22	25	25	150	25.5	4	Z*GD****-**	GS060250	L05
3232R/L13	13	32	32	170	32.5	4	Z*GD****-**	GS060250	L05
3232R/L22	22	32	32	170	32.5	4	Z*GD****-**	GS060250	L05
QEHD 2525R/L13	13	25	25	150	25.5	5	Z*HD****-**	GS060250	L05
2525R/L22	22	25	25	150	25.5	5	Z*HD****-**	GS060250	L05
3232R/L13	13	32	32	170	32.5	5	Z*HD****-**	GS060250	L05
3232R/L22	22	32	32	170	32.5	5	Z*HD****-**	GS060250	L05
QEKD 2525R/L13	13	25	25	150	25.6	6	Z*KD****-**	GS060250	L05
2525R/L22	22	25	25	150	25.6	6	Z*KD****-**	GS060250	L05
3232R/L13	13	32	32	170	32.6	6	Z*KD****-**	GS060250	L05
3232R/L22	22	32	32	170	32.6	6	Z*KD****-**	GS060250	L05

适用 Suitable: 德克刀片 DEREK Insert

Type Q

QF*D**LL**

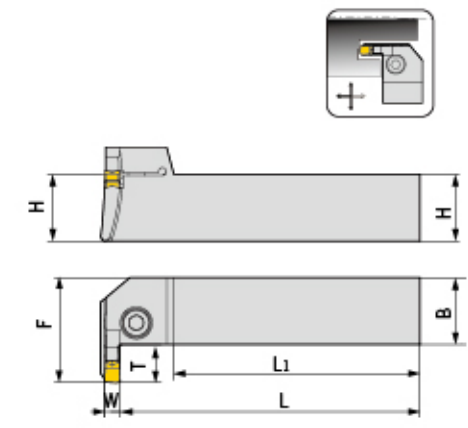



型号 Specification	D (min-max)	最大 切深T	H	B	L	F	W	刀片 Insert	螺丝 Screw	扳手 Wrench
QFFD 2525LL10-48H	48-66	10	25	25	150	26	3	ZTFD0303-MG	GS060250	L05
2525LL17-48H	48-66	17	25	25	150	26	3	ZTFD0303-MG	GS060250	L05
2525LL10-60H	60-80	10	25	25	150	26	3	ZTFD0303-MG	GS060250	L05
2525LL17-60H	60-80	17	25	25	150	26	3	ZTFD0303-MG	GS060250	L05
2525LL10-74H	74-110	10	25	25	150	26	3	ZTFD0303-MG	GS060250	L05
2525LL17-74H	74-110	17	25	25	150	26	3	ZTFD0303-MG	GS060250	L05
2525LL10-100H	100-150	10	25	25	150	26	3	ZTFD0303-MG	GS060250	L05
2525LL17-100H	100-150	17	25	25	150	26	3	ZTFD0303-MG	GS060250	L05
QFGD 2525LL13-52H	52-72	13	25	25	150	26	4	ZTGD0404-MG	GS060250	L05
2525LL22-52H	52-72	22	25	25	150	26	4	ZTGD0404-MG	GS060250	L05
2525LL13-64H	64-100	13	25	25	150	26	4	ZTGD0404-MG	GS060250	L05
2525LL22-64H	64-100	22	25	25	150	26	4	ZTGD0404-MG	GS060250	L05
2525LL13-90H	90-140	13	25	25	150	26	4	ZTGD0404-MG	GS060250	L05
2525LL22-90H	90-140	22	25	25	150	26	4	ZTGD0404-MG	GS060250	L05
2525LL13-130H	130-230	13	25	25	150	26	4	ZTGD0404-MG	GS060250	L05
2525LL22-130H	130-230	22	25	25	150	26	4	ZTGD0404-MG	GS060250	L05
QFHD 2525LL13-58H	58-96	13	25	25	150	26	5	ZTHD0504-MG	GS060250	L05
2525LL22-58H	58-96	22	25	25	150	26	5	ZTHD0504-MG	GS060250	L05
2525LL13-86H	86-140	13	25	25	150	26	5	ZTHD0504-MG	GS060250	L05
2525LL22-86H	86-140	22	25	25	150	26	5	ZTHD0504-MG	GS060250	L05
2525LL13-130H	130-200	13	25	25	150	26	5	ZTHD0504-MG	GS060250	L05
2525LL22-130H	130-200	22	25	25	150	26	5	ZTHD0504-MG	GS060250	L05
2525LL13-185H	185-400	13	25	25	150	26	5	ZTHD0504-MG	GS060250	L05
2525LL22-185H	185-400	22	25	25	150	26	5	ZTHD0504-MG	GS060250	L05
QFKD 2525LL13-60H	60-100	13	25	25	150	26	6	ZTKD0608-MG	GS060250	L05
2525LL22-60H	60-100	22	25	25	150	26	6	ZTKD0608-MG	GS060250	L05
2525LL13-88H	88-180	13	25	25	150	26	6	ZTKD0608-MG	GS060250	L05
2525LL22-88H	88-180	22	25	25	150	26	6	ZTKD0608-MG	GS060250	L05
2525LL13-160H	160-400	13	25	25	150	26	6	ZTKD0608-MG	GS060250	L05
2525LL22-160H	160-400	22	25	25	150	26	6	ZTKD0608-MG	GS060250	L05

适用 Suitable: 德克刀片 DEREK Insert

Type Q

QF*D-L

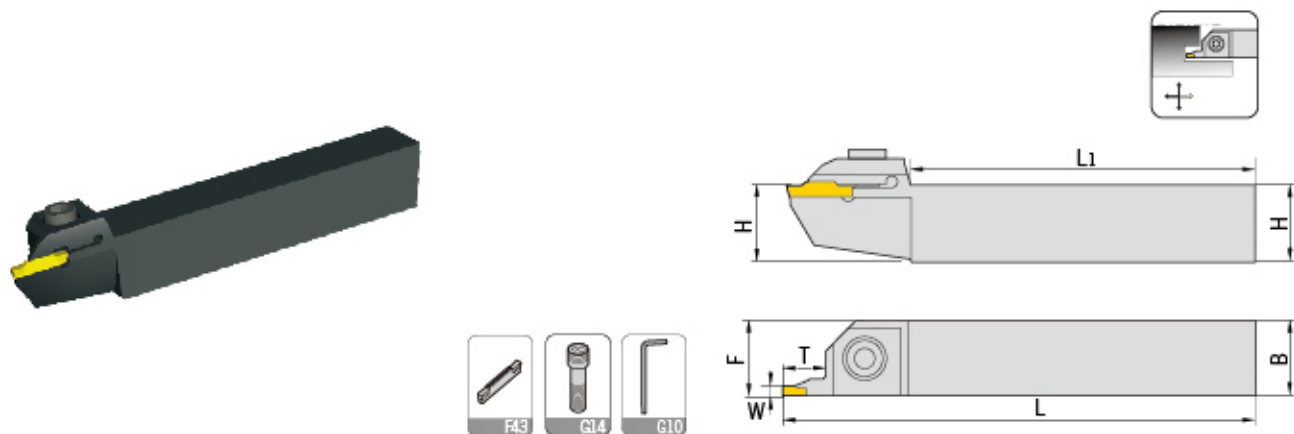


型号 Specification	D (min-max)	最大 切深T	H	B	L	F	W	刀片 Insert	螺丝 Screw	扳手 Wrench
QFFD 2525R/L10-48L	48-66	10	25	25	150	26	3	ZTFD0303-MG	GS060250	L05
2525R/L17-48L	48-66	17	25	25	150	26	3	ZTFD0303-MG	GS060250	L05
2525R/L10-60L	60-80	10	25	25	150	26	3	ZTFD0303-MG	GS060250	L05
2525R/L17-60L	60-80	17	25	25	150	26	3	ZTFD0303-MG	GS060250	L05
2525R/L10-74L	74-110	10	25	25	150	26	3	ZTFD0303-MG	GS060250	L05
2525R/L17-74L	74-110	17	25	25	150	26	3	ZTFD0303-MG	GS060250	L05
2525R/L10-100L	100-150	10	25	25	150	26	3	ZTFD0303-MG	GS060250	L05
2525R/L17-100L	100-150	17	25	25	150	26	3	ZTFD0303-MG	GS060250	L05
QFGD 2525R/L13-52L	52-72	13	25	25	150	26	4	ZTGD0404-MG	GS060250	L05
2525R/L22-52L	52-72	22	25	25	150	26	4	ZTGD0404-MG	GS060250	L05
2525R/L13-64L	64-100	13	25	25	150	26	4	ZTGD0404-MG	GS060250	L05
2525R/L22-64L	64-100	22	25	25	150	26	4	ZTGD0404-MG	GS060250	L05
2525R/L13-90L	90-140	13	25	25	150	26	4	ZTGD0404-MG	GS060250	L05
2525R/L22-90L	90-140	22	25	25	150	26	4	ZTGD0404-MG	GS060250	L05
2525R/L13-130L	130-230	13	25	25	150	26	4	ZTGD0404-MG	GS060250	L05
2525R/L22-130L	130-230	22	25	25	150	26	4	ZTGD0404-MG	GS060250	L05
QFHD 2525R/L13-58L	58-96	13	25	25	150	26	5	ZTHD0504-MG	GS060250	L05
2525R/L22-58L	58-96	22	25	25	150	26	5	ZTHD0504-MG	GS060250	L05
2525R/L13-86L	86-140	13	25	25	150	26	5	ZTHD0504-MG	GS060250	L05
2525R/L22-86L	86-140	22	25	25	150	26	5	ZTHD0504-MG	GS060250	L05
2525R/L13-130L	130-200	13	25	25	150	26	5	ZTHD0504-MG	GS060250	L05
2525R/L22-130L	130-200	22	25	25	150	26	5	ZTHD0504-MG	GS060250	L05
2525R/L13-185L	185-400	13	25	25	150	26	5	ZTHD0504-MG	GS060250	L05
2525R/L22-185L	185-400	22	25	25	150	26	5	ZTHD0504-MG	GS060250	L05
QFKD 2525R/L13-60L	60-100	13	25	25	150	26	6	ZTKD0608-MG	GS060250	L05
2525R/L22-60L	60-100	22	25	25	150	26	6	ZTKD0608-MG	GS060250	L05
2525R/L13-88L	88-180	13	25	25	150	26	6	ZTKD0608-MG	GS060250	L05
2525R/L22-88L	88-180	22	25	25	150	26	6	ZTKD0608-MG	GS060250	L05
2525R/L13-160L	160-400	13	25	25	150	26	6	ZTKD0608-MG	GS060250	L05
2525R/L22-160L	160-400	22	25	25	150	26	6	ZTKD0608-MG	GS060250	L05

适用 Suitable: 德克刀片 DEREK Insert

Type Q

QF*D**RR**

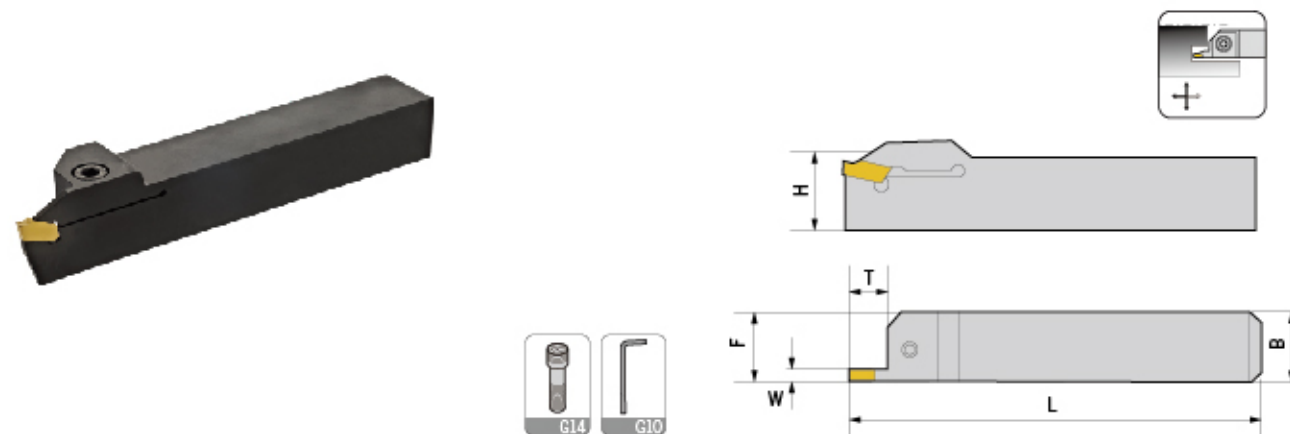


型号 Specification	D (min-max)	最大 切深T	H	B	L	F	W	刀片 Insert	螺丝 Screw	扳手 Wrench
QFFD 2525RR10-48H	48-66	10	25	25	150	26	3	ZTFD0303-MG	GS060250	L05
2525RR17-48H	48-66	17	25	25	150	26	3	ZTFD0303-MG	GS060250	L05
2525RR10-60H	60-80	10	25	25	150	26	3	ZTFD0303-MG	GS060250	L05
2525RR17-60H	60-80	17	25	25	150	26	3	ZTFD0303-MG	GS060250	L05
2525RR10-74H	74-110	10	25	25	150	26	3	ZTFD0303-MG	GS060250	L05
2525RR17-74H	74-110	17	25	25	150	26	3	ZTFD0303-MG	GS060250	L05
2525RR10-100H	100-150	10	25	25	150	26	3	ZTFD0303-MG	GS060250	L05
2525RR17-100H	100-150	17	25	25	150	26	3	ZTFD0303-MG	GS060250	L05
QFGD 2525RR13-52H	52-72	13	25	25	150	26	4	ZTGD0404-MG	GS060250	L05
2525RR22-52H	52-72	22	25	25	150	26	4	ZTGD0404-MG	GS060250	L05
2525RR13-64H	64-100	13	25	25	150	26	4	ZTGD0404-MG	GS060250	L05
2525RR22-64H	64-100	22	25	25	150	26	4	ZTGD0404-MG	GS060250	L05
2525RR13-90H	90-140	13	25	25	150	26	4	ZTGD0404-MG	GS060250	L05
2525RR22-90H	90-140	22	25	25	150	26	4	ZTGD0404-MG	GS060250	L05
2525RR13-130H	130-230	13	25	25	150	26	4	ZTGD0404-MG	GS060250	L05
2525RR22-130H	130-230	22	25	25	150	26	4	ZTGD0404-MG	GS060250	L05
QFHD 2525RR13-58H	58-96	13	25	25	150	26	5	ZTHD0504-MG	GS060250	L05
2525RR22-58H	58-96	22	25	25	150	26	5	ZTHD0504-MG	GS060250	L05
2525RR13-86H	86-140	13	25	25	150	26	5	ZTHD0504-MG	GS060250	L05
2525RR22-86H	86-140	22	25	25	150	26	5	ZTHD0504-MG	GS060250	L05
2525RR13-130H	130-200	13	25	25	150	26	5	ZTHD0504-MG	GS060250	L05
2525RR22-130H	130-200	22	25	25	150	26	5	ZTHD0504-MG	GS060250	L05
2525RR13-185H	185-400	13	25	25	150	26	5	ZTHD0504-MG	GS060250	L05
2525RR22-185H	185-400	22	25	25	150	26	5	ZTHD0504-MG	GS060250	L05
QFKD 2525RR13-60H	60-100	13	25	25	150	26	6	ZTKD0608-MG	GS060250	L05
2525RR22-60H	60-100	22	25	25	150	26	6	ZTKD0608-MG	GS060250	L05
2525RR13-88H	88-180	13	25	25	150	26	6	ZTKD0608-MG	GS060250	L05
2525RR22-88H	88-180	22	25	25	150	26	6	ZTKD0608-MG	GS060250	L05
2525RR13-160H	160-400	13	25	25	150	26	6	ZTKD0608-MG	GS060250	L05
2525RR22-160H	160-400	22	25	25	150	26	6	ZTKD0608-MG	GS060250	L05

适用 Suitable:德克刀片 DEREK Insert

Type Q

QZQ

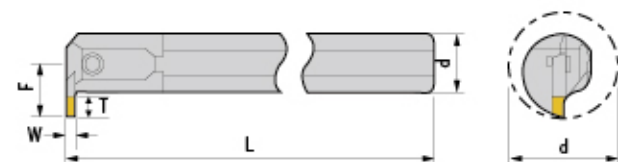


型号 Specification	最大 切深T	H	B	L	F	W	刀片 Insert	螺丝 Screw	扳手 Wrench
QZQ 1616R/L03	16	16	16	100	16.4	3	ZQMX3N11-1E	GS050160	L04
2020R/L03	20	20	20	125	20.4	3	ZQMX3N11-1E	GS050160	L04
2525R/L03	20	25	25	150	25.4	3	ZQMX3N11-1E	GS060200	L05
3232R/L03	25	32	32	170	25.4	3	ZQMX3N11-1E	GS060200	L05
1616R/L04	16	16	16	100	16.4	4	ZQMX4N11-1E	GS050160	L04
2020R/L04	20	20	20	125	20.4	4	ZQMX4N11-1E	GS050160	L04
2525R/L04	20	25	25	150	25.4	4	ZQMX4N11-1E	GS060200	L05
3232R/L04	25	32	32	170	25.4	4	ZQMX4N11-1E	GS060200	L05

适用 Suitable:德克刀片 DEREK Insert

Type Q

Q*DR/L

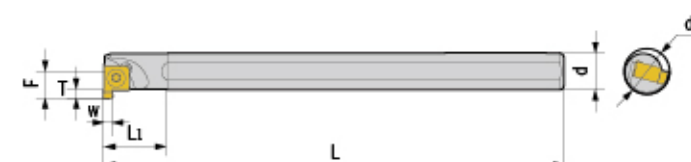


型号 Specification	最小 加工径	最大 切深T	d	L	F	W	刀片 Insert	螺丝 Screw	扳手 Wrench
C20Q-QEDR/L05-27	27	5	20	180	15.2	2.5	ZTED*****	GS050120	L04
C25R-QEDR/L07-33	33	7	25	200	20.3	2.5	ZRED*****	GS050160	L04
C32S-QEDR/L09-42	42	9	32	250	25.3	2.5		GS050160	L04
C20Q-QFDR/L05-27	27	5	20	180	15.2	3	ZTFD*****	GS050120	L04
C25R-QFDR/L07-33	33	7	25	200	20.3	3	ZRFD*****	GS050160	L04
C32S-QFDR/09-42	42	9	32	250	25.3	3		GS050160	L04
C25R-QGDR/L08-35	35	8	25	200	21.5	4	ZTGD*****	GS050160	L04
C32S-QGDR/L11-44	44	11	32	250	27.5	4	ZRGD*****	GS050160	L04
C40T-QGDR/L13-54	54	13	40	300	33.5	4		GS050160	L04
C25R-QHDR/L08-35	35	8	25	200	21.5	5	ZTHD*****	GS050160	L05
C32S-QHDR/L11-44	44	11	32	250	27.5	5	ZRHD*****	GS060200	L05
C40T-QHDR/L13-54	54	13	40	300	33.5	5		GS060200	L05
C25R-QKDR/L08-35	35	8	25	200	21.5	6	ZTKD*****	GS060160	L05
C32S-QKDR/11-44	44	11	32	250	27.5	6	ZRKD*****	GS060200	L05
C40T-QKDR/L13-54	54	13	40	300	33.5	6		GS060200	L05

适用 Suitable: 德克刀片 DEREK Insert

Type S

SNGR/L



型号 Specification	最小 加工径	d	F	L	L1	T	W	刀片 Insert	螺丝 Screw	扳手 Wrench
SNGR/L 08H07	10	8	5.8	100	16	1.7	2	7GR200	M2.2*5	Q06
10K07	12	10	6.8	125	20	1.7	2	7GR200	M2.2*6	Q06
10K08	14	10	7.6	125	20	2.2	3	8GR300	M2.2*7	Q06
12M08	16	12	8.6	150	24	2.2	1	8GR100	M2.2*7	Q06
16Q09	20	16	11.5	180	32	3.2	3	9GR300	M2.5*9	Q08
20R09	24	20	13.6	200	40	3.2	3	9GR300	M2.5*9	Q08

适用 Suitable: 东芝刀片 TUNGALOY Insert